

**Annual Report on the  
Fiscal Impact of the Programs and Services  
Related to the Higher Education Veterans Service Act**

**Submitted by:**

**The Illinois Board of Higher Education**

**2017**



**Annual Report on the Fiscal Impact of the Programs and Services  
Related to the Higher Education Veterans Services Act  
Public Act 096-0133**

**Introduction**

In 2008, the Illinois Task Force on Service Member and Veterans Education urged the General Assembly “to recognize the sacrifice of American servicemen and women, and, in a small way, repay them by chartering a concerted effort by State government, in cooperation with our public institutions of higher learning, to make its best efforts to take positive, quantifiable steps to providing a superior learning environment for student veterans and service members.” (110 ILCS 49/10) The Task Force’s report was the foundation for the Higher Education Veterans Service Act (Public Act 96-133) which was approved by Governor Quinn on August 7, 2009.

Pursuant to this Act, community colleges and public universities are required to appoint a current employee or hire a new employee to serve as a Coordinator of Veterans and Military Personnel Student Services on each campus. The Coordinator is to serve as an ombudsperson and advocate in meeting the needs of veterans, active duty personnel, and their families. Also, best efforts are to be taken to establish a centralized source where veterans and active duty personnel have the opportunity to become knowledgeable about the benefit programs and services applicable to them.

This report presents an analysis of the actual expenditures for the programs and services provided to veterans and active duty personnel by the public institutions of higher education during the prior fiscal year. The data for this report were obtained from survey responses submitted by the community colleges and public universities. The reported expenditures are not exclusively a result of the requirements set forth in Public Act 96-133, but rather a combination of the costs incurred by those requirements, and the additional services that institutions are providing to their veteran populations. Although the survey attempts to capture comprehensively the fiscal impact, it does not include the financial assistance provided by the institutions to veterans through the Illinois Veterans Grant (IVG) program.

The Illinois Board of Higher Education (IBHE) issues this report in conjunction with the Illinois Community College Board (ICCB), the Illinois Department and Veterans’ Affairs (IDVA), and the Illinois Student Assistance Commission (ISAC). This annual report is to be filed with the Governor, the Governor's Office of Management and Budget, the Director of Veterans' Affairs, the Speaker of the House of Representatives, the President of the Senate, the Minority Leader of the House of Representatives, and the Minority Leader of the Senate.

**Prior Reports**

The first report on the fiscal impact of the programs and services related to the Higher Education Veterans Services Act was released in 2010. It is the compilation and analysis of data submitted by the community colleges and public universities regarding their projected expenditures for programs and services during fiscal year 2010. This year’s report is also a compilation of data for fiscal year 2017 and consists of the actual expenditures.

As required by the Act and prior to the 2010 fiscal impact survey, the institutions participated in a comprehensive survey (fall 2009) to capture the services and programs available to veterans, active duty military personnel, and their families. This reports aggregates those survey responses in an attempt to capture the State-wide scope of the fiscal impact of veteran services.

## Fiscal Impact to Public Institutions

Illinois community colleges and public universities reported approximately \$9.275 million in expenditures to provide services to veterans and active duty personnel in fiscal year 2017. The institutions reported 367.62 staff years. The number of staff years is equivalent to the number of full-time employees.

Comparisons of this year's data to last year's data are not recommended due to a lack of submissions from 3 universities and 8 community colleges in 2016. In fiscal year 2017, all 12 public universities and 48 community colleges submitted a survey, allowing for a more comprehensive and accurate analysis. The institutions were again asked to report their data in two parts (a copy of the online survey is provided in the Appendix). Part one consists of staff years and expenditures attributable to the Coordinator of Veteran and Military Personnel Student Services to capture the fiscal impact of the Higher Education Veterans Service Act (Public Act 96-133). Part two consists of staff years and expenditures for services specifically provided to veterans, but not directly related to the Act.

As shown in the table below, the fiscal impact of requiring coordinators on each campus is approximately \$2.8 million and 206 full-time staff. The majority of total expenditures are for services that are not directly related to the Act, as Institutions reported \$6.5 million in expenditures, nearly 70% of the grand total. Institutions identified the source of funds for each dollar expended as either state funds or other funds (other includes federal funds and local revenues). Approximately \$3.8 million (41.4% of total) is from federal and local sources, while the State contributed \$5.4 million (58.6% of total).

**Table 1**

<b>Total Reported Veterans Expenditures for Public Universities and Community Colleges Combined</b>				
<b>Expenditures</b>	<b>Staff Years</b>	<b>Fiscal Year 2017 Expenditures</b>		
		<b>State Funds</b>	<b>Other Funds</b>	<b>Total Funds</b>
Coordinator of Veterans and Military Personnel Per Public Act 096-0133	206.05	\$1,700,569	\$1,112,028	\$2,812,597
Services Provided to Veterans, but not Directly Related to the Act	161.57	\$3,736,396	\$2,726,382	\$6,462,778
<b>Total</b>	<b>367.62</b>	<b>\$5,436,965</b>	<b>\$3,838,410</b>	<b>\$9,275,375</b>

Survey totals by institution type are provided below for the 12 public university campuses and the 48 community colleges in Illinois. Of the approximately \$9.275 million spent on services for veterans and active duty personnel, roughly \$3.5 million was spent by public universities, while about \$5.7 million was spent by community colleges. Public universities spent State funds equal to over double that from other sources. However, community colleges spent nearly equal funds from the State and other sources. The largest difference in trends between public universities and community colleges is the staff year distribution. Nearly 71 % of reported full-time staff from public universities are not a result of the Public Act, while about 65% of reported full-time staff for community colleges are a direct result of the Act. The majority of

resources in both sectors were for the services specifically provided to veterans but not directly related to the Act.

**Table 2**

<b>Total Reported Veterans Expenditures for Public Universities</b>				
<b>Expenditures</b>	<b>Staff Years</b>	<b>Fiscal Year 2017 Expenditures</b>		
		<b>State Funds</b>	<b>Other Funds</b>	<b>Total Funds</b>
Coordinator of Veterans and Military Personnel Per Public Act 096-0133	26.13	\$614,670	\$216,075	\$830,745
Services Provided to Veterans, but not Directly Related to the Act	63.43	\$1,880,152	\$827,472	\$2,707,624
<b>Total</b>	<b>89.56</b>	<b>\$2,494,822</b>	<b>\$1,043,547</b>	<b>\$3,538,369</b>

**Table 3**

<b>Total Reported Veterans Expenditures for Community Colleges</b>				
<b>Expenditures</b>	<b>Staff Years</b>	<b>Fiscal Year 2017 Expenditures</b>		
		<b>State Funds</b>	<b>Other Funds</b>	<b>Total Funds</b>
Coordinator of Veterans and Military Personnel Per Public Act 096-0133	179.92	\$1,085,899	\$895,953	\$1,981,852
Services Provided to Veterans, but not Directly Related to the Act	98.14	\$1,856,244	\$1,898,910	\$3,755,154
<b>Total</b>	<b>278.06</b>	<b>\$2,942,143</b>	<b>\$2,794,863</b>	<b>\$5,737,006</b>

**Expenditure Breakdown by Service Type – Public Universities and Community Colleges**

The expenditures and staff years are grouped into categories of services that are commonly provided by colleges and universities - academic, career, financial aid, health, social, and other services. For simplicity, smaller services have been grouped into these categories as such:

- **Academic:** Counseling, support, and tutoring to enhance scholarly learning
- **Career:** Counseling and assistance with career decisions and employment
- **Financial Aid:** Counseling and information on available assistance to attend college
- **Health:** Counseling and assistance to enhance learning and mobility
- **Social:** Campus social events, mentoring, orientation, transition assistance, and veteran student lounge or designated gathering space
- **Other:** Administration, certification of veteran benefits, outreach to the community, support staff, work study assistants, and marketing

Shown below are the total staff years and expenditures by type of service for fiscal year 2017 for both public universities and community colleges. With the exception of career and health services, total funds for each category range between \$1.73 million and \$2.17 million.

Career services had the lowest expenditure total by a large margin with only \$474,476. Financial aid and other services employ the most full-time staff with about 92 and 94 respectively.

**Table 4**

<b>Total Expenditures by Type for Public Universities and Community Colleges</b>				
<b>Expenditure Type</b>	<b>Staff Years</b>	<b>State Funds</b>	<b>Other Funds</b>	<b>Total Funds</b>
Academic	64.90	\$1,553,775	\$614,691	\$2,168,466
Career	10.93	\$332,092	\$142,384	\$474,476
Financial Aid	91.58	\$1,049,562	\$681,148	\$1,730,710
Health	35.03	\$438,611	\$668,385	\$1,106,996
Social	71.37	\$950,852	\$880,772	\$1,831,624
Other	93.81	\$1,112,073	\$851,030	\$1,963,103
<b>Total</b>	<b>367.62</b>	<b>\$5,436,965</b>	<b>\$3,838,410</b>	<b>\$9,275,375</b>

Figure 1 displays the percentage of total full-time staff employed for each category in fiscal year 2017. Career services only employ approximately 3% of all full-time staff for services provided for veterans, and health services only accounts for about 10%. All other categories are more evenly spread with a range of 18% to 25%.

**Figure 1**

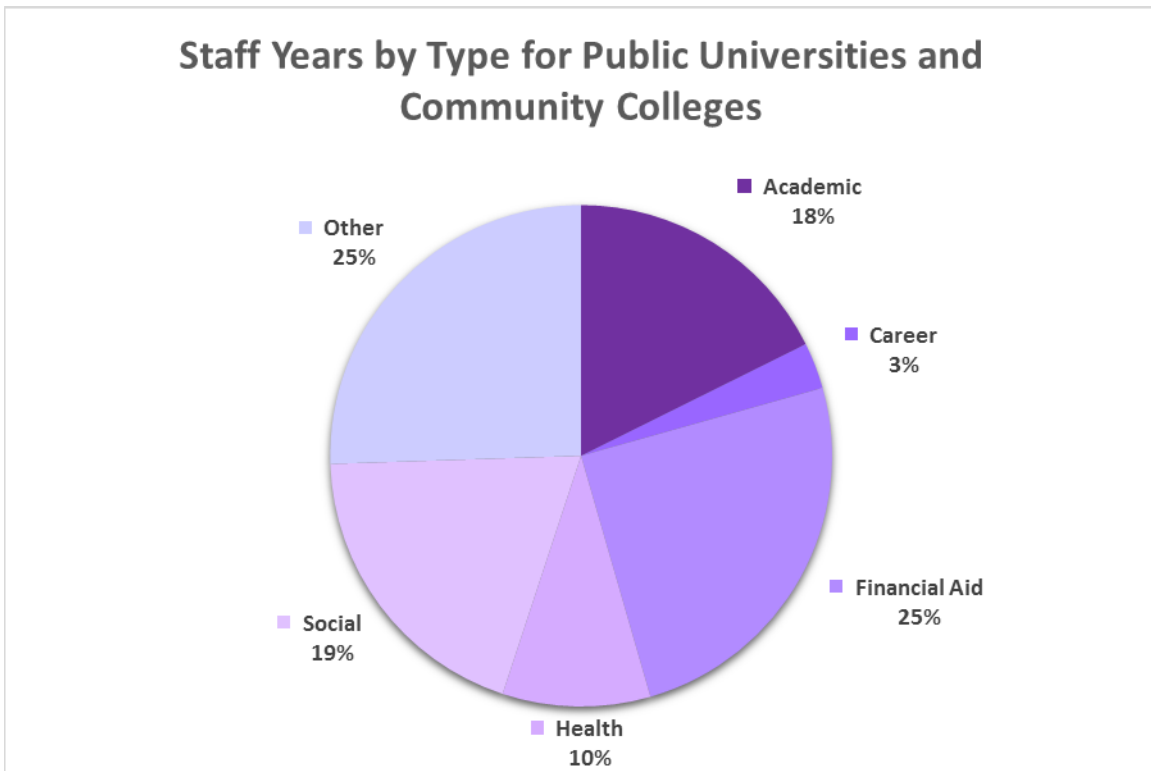


Figure 2 displays the percentage of total expenditures for each category in fiscal year 2017. Career services only account for 5% of all expenditures for services provided for veterans, and health services only accounts for about 12%. All other categories are more evenly spread with a range of 19% to 23%.

**Figure 2**

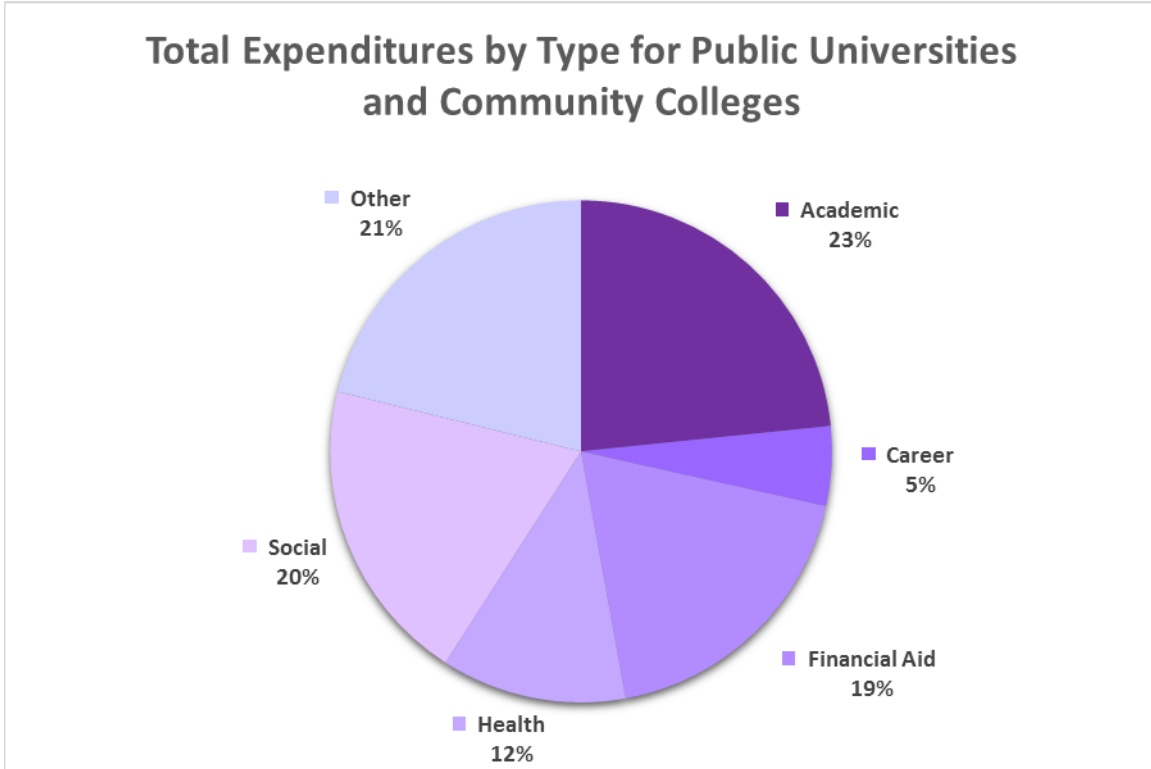
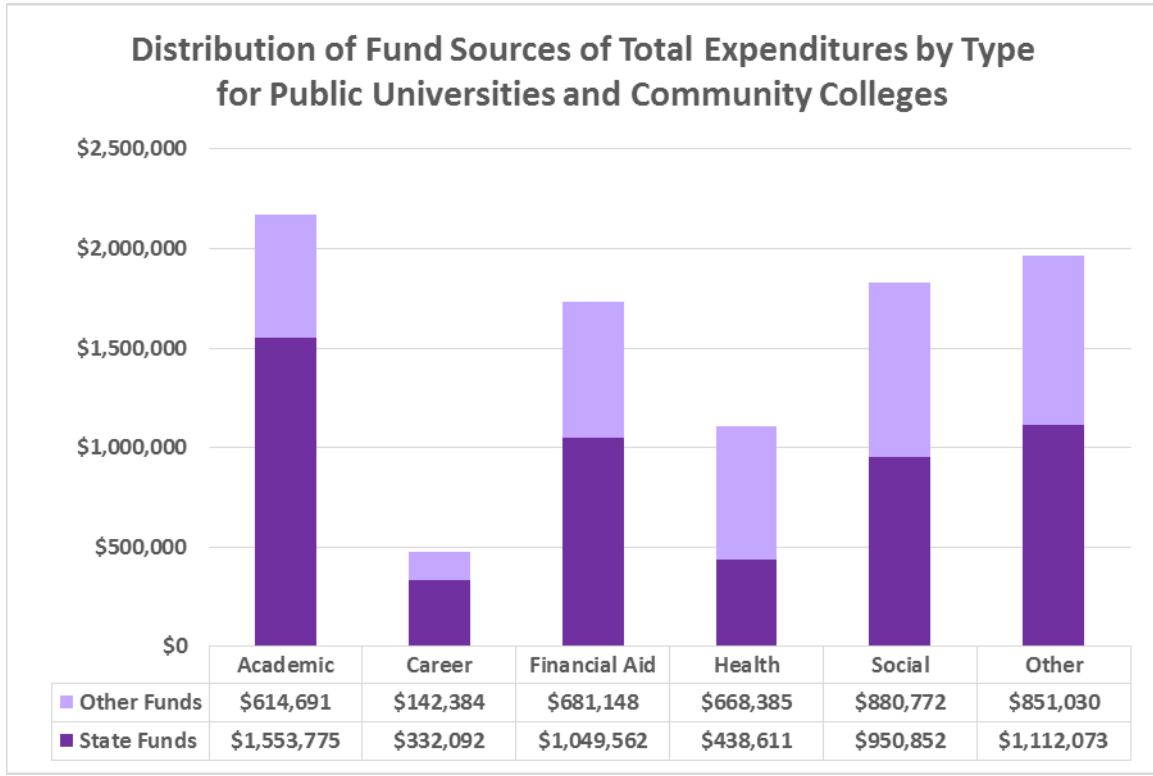


Figure 3 illustrates the distribution of expenditure funds by source for fiscal year 2017. In every category, except for health services, the State provided a higher amount of funding than other sources. Once again, it is evident that the least amount of funding is dedicated to career services. Although academic services are responsible for the most total expenditures, social and other services each spent more funds from non-State sources.

**Figure 3**



**Expenditure Breakdown by Service Type – Public Universities vs Community Colleges**

This section replicates the previous one, but separates the data to compare public universities to community colleges. Tables 5 & 6 show the breakdown of total expenditures by category for public universities and community colleges separately.

**Table 5**

<b>Total Expenditures by Type for Public Universities</b>				
<b>Expenditure Type</b>	<b>Staff Years</b>	<b>State Funds</b>	<b>Other Funds</b>	<b>Total Funds</b>
Academic	20.47	\$741,774	\$30,545	\$772,319
Career	3.45	\$118,986	\$15,434	\$134,420
Financial Aid	13.31	\$545,565	\$54,152	\$599,717
Health	8.13	\$227,660	\$295,910	\$523,570
Social	27.77	\$482,197	\$236,721	\$718,918
Other	16.43	\$378,640	\$410,785	\$789,425
<b>Total</b>	<b>89.56</b>	<b>\$2,494,822</b>	<b>\$1,043,547</b>	<b>\$3,538,369</b>

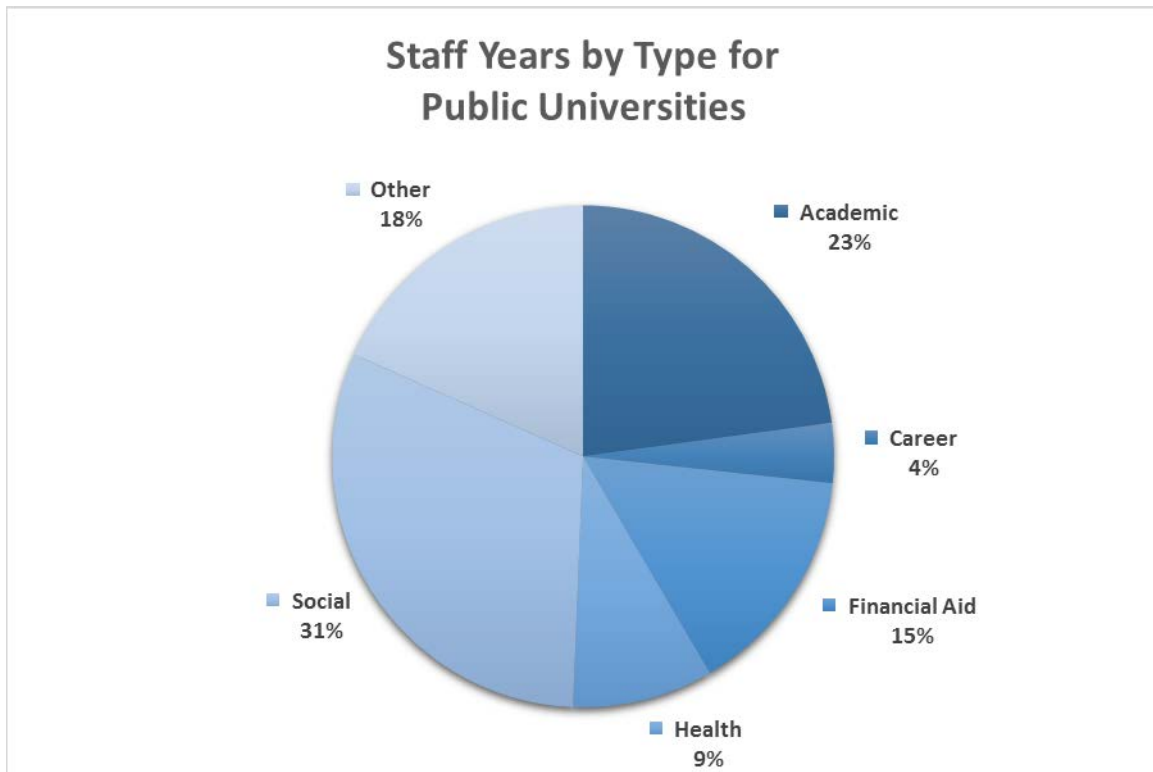


Table 6

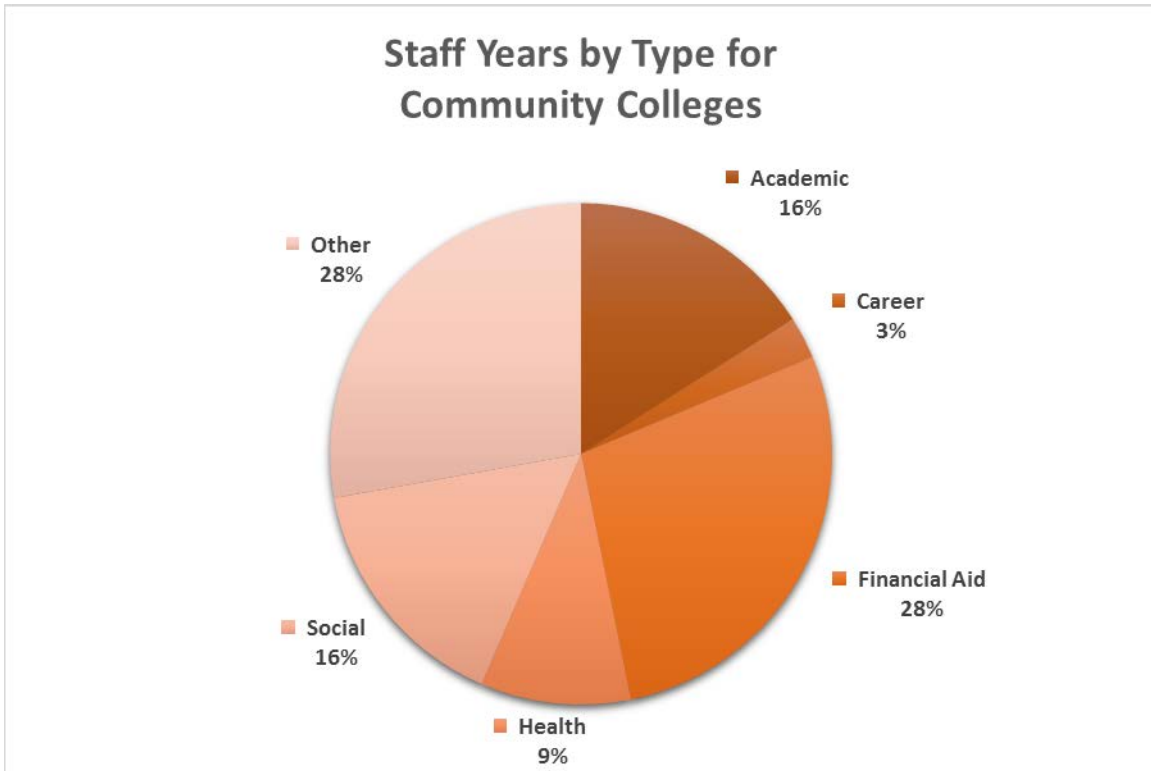
<b>Total Expenditures by Type for Community Colleges</b>				
<b>Expenditure Type</b>	<b>Staff Years</b>	<b>State Funds</b>	<b>Other Funds</b>	<b>Total Funds</b>
Academic	44.43	\$812,001	\$584,146	\$1,396,147
Career	7.48	\$213,106	\$126,950	\$340,056
Financial Aid	78.27	\$503,997	\$626,996	\$1,130,993
Health	26.90	\$210,951	\$372,475	\$583,426
Social	43.60	\$468,655	\$644,051	\$1,112,706
Other	77.38	\$733,433	\$440,245	\$1,173,678
<b>Total</b>	<b>278.06</b>	<b>\$2,942,143</b>	<b>\$2,794,863</b>	<b>\$5,737,006</b>

Figures 4 & 5 display the percentage of total full-time staff employed for each category in fiscal year 2017. Career services only employ approximately 3% of all full-time staff for community colleges and 4% for public universities, making it the smallest category for both. Health services only accounts for about 9% for both public universities and community colleges. All other categories vary significantly between institution types. The most notable difference occurs within social services, where public universities dedicate 31% of full-time staff. This is almost double the percentage of community colleges, which comes in at 16%

Figure 4

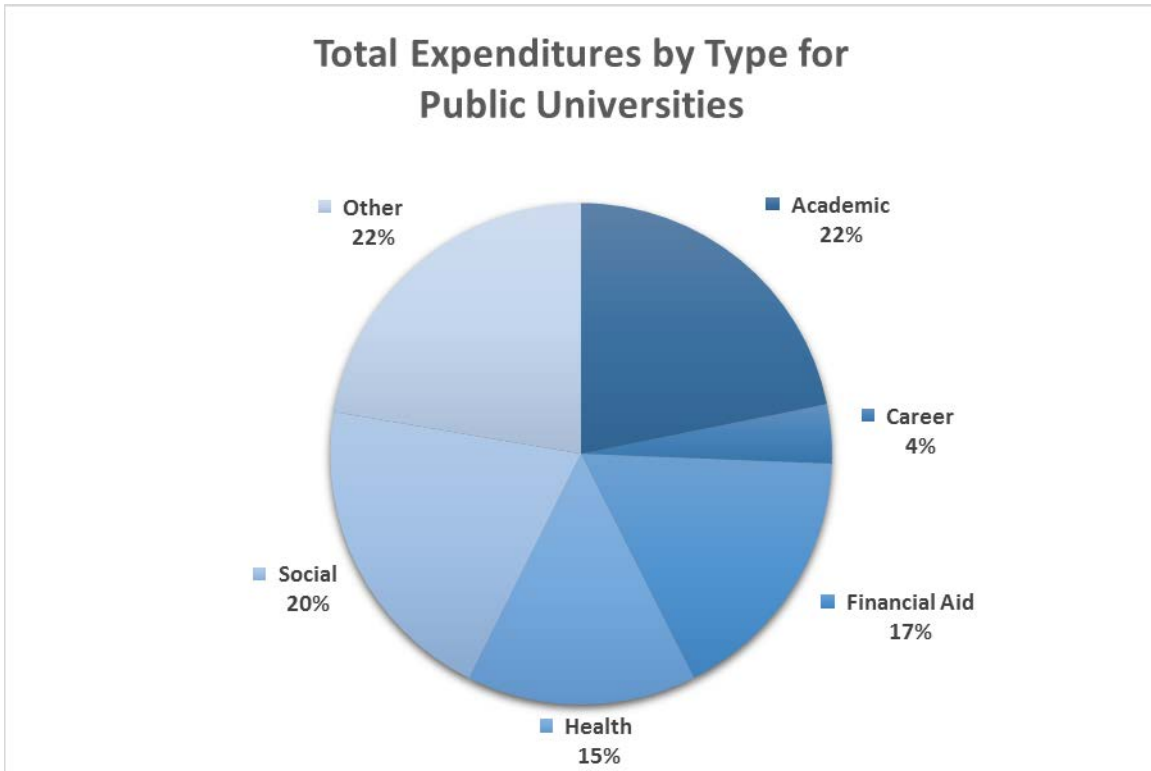


**Figure 5**

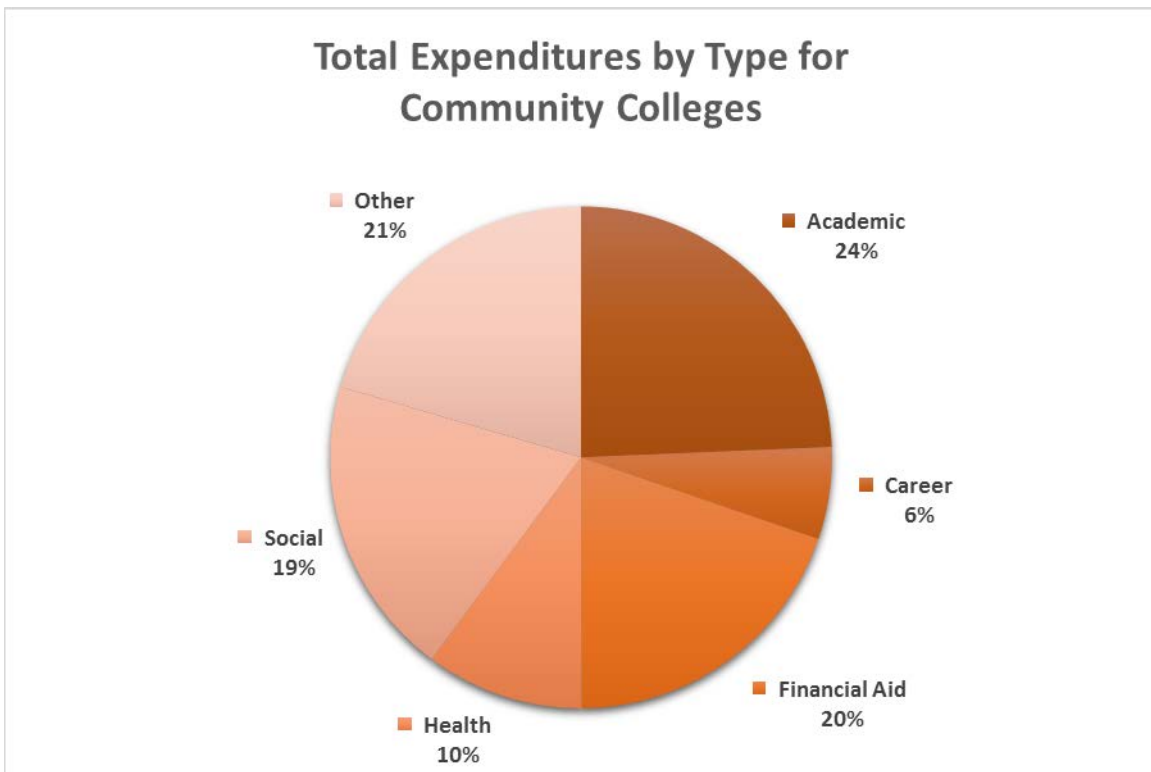


Figures 6 & 7 display the percentage of total expenditures for each category in fiscal year 2017. The data in these charts agree with each other more than they did in Figures 4 & 5. The largest difference occurs in health services. Community colleges only spent 10% of their funding for health services as opposed to 15% by public universities. All other categories differ by only 3% or less, suggesting that community colleges and public universities distribute these funds in similar fashion.

**Figure 6**

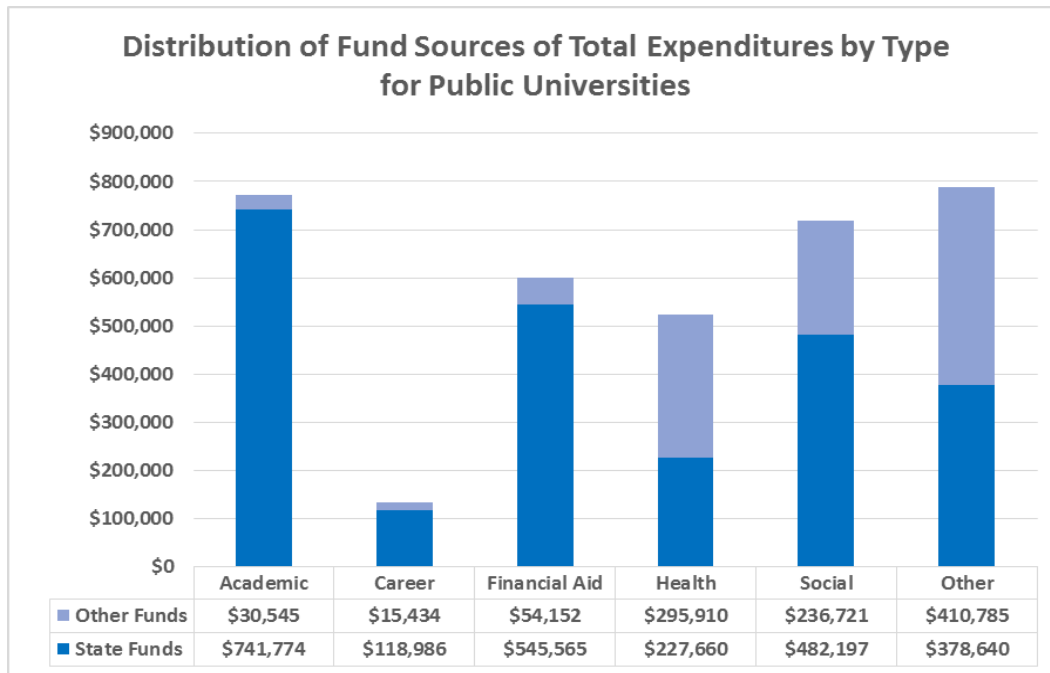


**Figure 7**

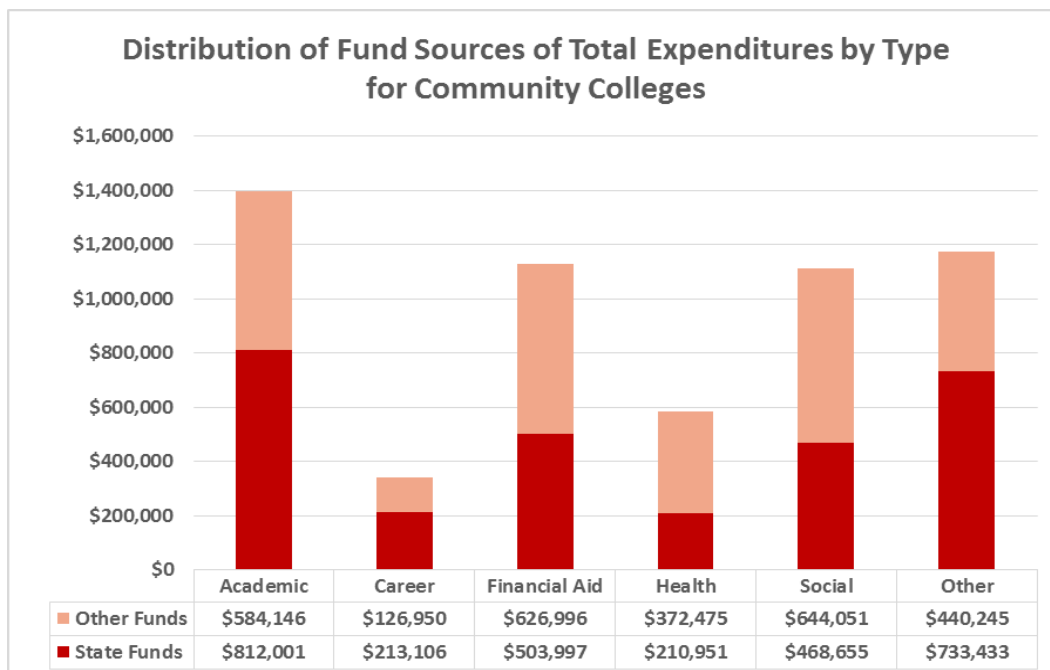


Figures 8 & 9 illustrate the distribution of expenditure funds by source for fiscal year 2017. Of all the charts in this section, these two show the largest overall trend difference between institution types. Public Universities rely much more on State funds, while community colleges often use more non-State funding. This is most evident when observing academic services and financial aid services, where public universities have State funds account for over 90%, but community colleges account for less than 60% in both.

**Figure 8**



**Figure 9**



## Illinois Veterans Grant Program

The Illinois Veterans Grant program, which is administered by the Illinois Student Assistance Commission (ISAC), waives the tuition and fees of Illinois veterans attending public universities or community colleges for the equivalent of four years of full-time enrollment. (110 ILCS 947/40) In the past, the state reimbursed the institutions for most of the cost of the waivers through appropriations made to ISAC and the Illinois Community College Board (ICCB). However, the recent appropriations have not been sufficient to provide a full reimbursement for the waivers. From fiscal year 2013 to 2017, ISAC received no state funding for these waivers and was unable to provide any reimbursement. During this span, ICCB received small appropriations, As a result, net public institutions expenditure for veterans grants for fiscal year 2017 were \$19.9 million. In each successive year, the total values of claims has decreased, reducing the incurred shortfalls caused by lack of appropriation. In fiscal year 2017, there were \$21.2 million in waiver claims. As such, total waiver claims only totaled \$21.3 million, which is a \$2.3 million decrease from 2016. A major factor in the steady decline in state funded waiver claims is the increases in Post-9/11 GI Bill benefits claimed by veterans. Those benefits are similar but not identical to the state program and veterans have the ability to choose whichever program better meets their needs. The most recent data submitted by ISAC shows that there was an increase of \$3.4 million from federally sourced Post 9/11 GI Bill benefits from fiscal year 2014 to fiscal year 2016.

**Table 7**

<b>Illinois Veterans Grants Program for Public Universities and Community Colleges (FY13-FY17)</b>				
<b>Fiscal Year</b>	<b>Appropriation</b>	<b>Claims*</b>	<b>Expenditures</b>	<b>Difference</b>
2013	\$750,000	\$32,687,378	\$750,000	\$31,937,378
2014	\$750,000	\$31,068,389	\$750,000	\$30,318,389
2015	\$1,287,800	\$28,137,201	\$1,287,800	\$26,849,401
2016	\$1,287,800	\$23,507,962	\$1,287,800	\$22,220,162
2017	\$1,328,800	\$21,250,113	\$1,328,800	\$19,921,313

Source: Illinois Student Assistance Commission & Illinois Community College Board, 2017.

\*Includes undergraduate and graduate waivers.

## Veterans Enrolled

This is the fifth year institutions were asked to report the number of enrolled veterans as part of the fiscal impact survey. Community colleges reported 12,392 veterans and the universities reported 6,839 veterans. Total enrolled veterans amounts to 19,231 veterans enrolled among reporting institutions in fiscal year 2017.

## Conclusion

Community colleges and public universities in Illinois provided \$9.275 million worth of services to veterans and active duty military personnel in fiscal year 2017. In addition to the services reported in the fiscal impact survey, these institutions provided approximately \$21.25 million worth of financial aid to veterans through the Illinois Veterans Grant program. The institutions continue to strive in meeting the objectives of Public Act 96-133 by having a Coordinator of Veterans and Military Personnel Student Services on each campus, making benefit

programs and services available to the veteran population, providing data on the fiscal impact of the Act, and providing useful information online.

## **Appendices**

- Appendix A      Fiscal Year 2017 Expenditures and Staff Years by Type of Service Provided for Public Universities, Community Colleges, and Total
- Appendix B      Fiscal Impact Survey Submissions, Fiscal Year 2017
- Appendix C      Fiscal Impact Survey, Fiscal Year 2016 (Actuals)
- Appendix D      Higher Education Veterans Service Act (110 ILCS 49)

## **Appendix A**

Fiscal Year 2017 Expenditures and Staff Years by Type of Service Provided by Public  
Universities, Community Colleges, and Total



**Table A-1**  
**Fiscal Impact of the Programs and Services Related to the Higher Education Veterans Services Act**  
**Fiscal Year 2017 Expenditures and Staff Years, by Type of Service Provided**

	Public Universities			Community Colleges			Total		
	Staff Years*	Dollars (\$)		Staff Years*	Dollars (\$)		Staff Years*	Dollars (\$)	
		FY 2017 Expenditures			FY 2017 Expenditures			FY 2017 Expenditures	
		State	Other		State	Other		State	Other
<b>Academic Services</b>	<b>4.10</b>	<b>\$81,427</b>	<b>\$30,200</b>	<b>24.37</b>	<b>\$253,074</b>	<b>\$121,944</b>	<b>28.47</b>	<b>\$334,501</b>	<b>\$152,144</b>
Academic Counseling	1.64	57,868	29,200	22.47	221,849	105,032	24.11	279,717	134,232
Academic Support/Tutoring	2.46	23,559	1,000	1.90	31,225	16,912	4.36	54,784	17,912
<b>Career Services</b>	<b>0.93</b>	<b>22,027</b>	<b>10,416</b>	<b>3.18</b>	<b>119,170</b>	<b>31,617</b>	<b>4.11</b>	<b>141,197</b>	<b>42,033</b>
Career Services	0.57	16,084	5,406	1.67	58,964	19,771	2.24	75,048	25,177
Employment Assistance	0.36	5,943	5,010	1.51	60,206	11,846	1.87	66,149	16,856
<b>Financial Aid Services</b>	<b>4.45</b>	<b>208,479</b>	<b>50,000</b>	<b>62.74</b>	<b>223,209</b>	<b>274,040</b>	<b>67.19</b>	<b>431,688</b>	<b>324,040</b>
Financial Aid Assistance Counseling	3.03	139,656	25,000	54.88	142,500	219,354	57.91	282,156	244,354
Tuition Assistance Counseling	1.42	68,823	25,000	7.86	80,709	54,686	9.28	149,532	79,686
<b>Health Services</b>	<b>1.18</b>	<b>19,256</b>	<b>87,333</b>	<b>19.13</b>	<b>75,949</b>	<b>112,957</b>	<b>20.31</b>	<b>95,205</b>	<b>200,290</b>
Counseling	0.36	4,700	42,455	13.33	52,626	56,249	13.69	57,326	98,704
Disability Services	0.41	8,985	40,008	0.87	14,966	31,151	1.28	23,951	71,159
Health Services	0.41	5,571	4,870	4.93	8,357	25,557	5.34	13,928	30,427
<b>Social Services</b>	<b>13.48</b>	<b>205,137</b>	<b>27,428</b>	<b>19.77</b>	<b>247,463</b>	<b>205,935</b>	<b>33.25</b>	<b>452,600</b>	<b>233,363</b>
Campus Social Events	4.20	42,691	7,928	1.44	39,346	26,531	5.64	82,037	34,459
Mentoring	3.11	55,269	2,500	0.66	18,061	17,439	3.77	73,330	19,939
Orientation	2.53	34,625	1,000	1.14	33,781	27,508	3.67	68,406	28,508
Transition Assistance	3.38	60,519	10,000	7.42	104,398	24,843	10.80	164,917	34,843
Veteran Student Lounge or Designate Gathering Space	0.26	12,033	6,000	9.11	51,877	109,614	9.37	63,910	115,614
<b>Other Services</b>	<b>1.99</b>	<b>78,344</b>	<b>10,698</b>	<b>50.73</b>	<b>167,034</b>	<b>149,460</b>	<b>52.72</b>	<b>245,378</b>	<b>160,158</b>
Other (Please Describe)	1.69	63,044	10,698	50.73	167,034	149,460	52.42	230,078	160,158
Veterans Coordinator - Support Staff	0.30	15,300	0	0.00	0	0	0.30	15,300	0
<b>Total</b>	<b>26.13</b>	<b>\$614,670</b>	<b>\$216,075</b>	<b>179.92</b>	<b>\$1,085,899</b>	<b>\$895,953</b>	<b>206.05</b>	<b>\$1,700,569</b>	<b>\$1,112,028</b>

\*One staff year is equivalent to one full-time employee.

**Table A-2**  
**Fiscal Impact of the Programs and Services NOT Directly Related to the Higher Education Veterans Services Act**  
**Fiscal Year 2017 Expenditures and Staff Years, by Type of Service Provided**

	Public Universities			Community Colleges			Total		
	Staff Years*	Dollars (\$)		Staff Years*	Dollars (\$)		Staff Years*	Dollars (\$)	
		FY 2017 Expenditures			FY 2017 Expenditures			FY 2017 Expenditures	
	State	Other	State	Other	State	Other	State	Other	
<b>Academic Services</b>	<b>16.37</b>	<b>\$660,347</b>	<b>\$345</b>	<b>20.06</b>	<b>\$558,927</b>	<b>\$462,202</b>	<b>36.43</b>	<b>\$1,219,274</b>	<b>\$462,547</b>
Academic Counseling	11.89	504,339	0	12.73	462,251	317,250	24.62	966,590	317,250
Academic Support/Tutoring	4.48	156,008	345	7.33	96,676	144,952	11.81	252,684	145,297
<b>Career Services</b>	<b>2.52</b>	<b>96,959</b>	<b>5,018</b>	<b>4.30</b>	<b>93,936</b>	<b>95,333</b>	<b>6.82</b>	<b>190,895</b>	<b>100,351</b>
Career Services	1.76	68,748	3,705	2.88	61,565	65,363	4.64	130,313	69,068
Employment Assistance	0.76	28,211	1,313	1.42	32,371	29,970	2.18	60,582	31,283
<b>Financial Aid Services</b>	<b>8.86</b>	<b>337,086</b>	<b>4,152</b>	<b>15.53</b>	<b>280,788</b>	<b>352,956</b>	<b>24.39</b>	<b>617,874</b>	<b>357,108</b>
Financial Aid Assistance Counseling	6.47	244,047	3,459	11.48	261,302	259,369	17.95	505,349	262,828
Tuition Assistance Counseling	2.39	93,039	693	4.05	19,486	93,587	6.44	112,525	94,280
<b>Health Services</b>	<b>6.95</b>	<b>208,404</b>	<b>208,577</b>	<b>7.77</b>	<b>135,002</b>	<b>259,518</b>	<b>14.72</b>	<b>343,406</b>	<b>468,095</b>
Counseling	3.02	99,820	50,811	3.20	50,947	148,840	6.22	150,767	199,651
Disability Services	0.80	38,270	8,366	4.21	75,232	99,969	5.01	113,502	108,335
Health Services	3.13	70,314	149,400	0.36	8,823	10,709	3.49	79,137	160,109
<b>Social Services</b>	<b>14.29</b>	<b>277,060</b>	<b>209,293</b>	<b>23.83</b>	<b>221,192</b>	<b>438,116</b>	<b>38.12</b>	<b>498,252</b>	<b>647,409</b>
Campus Social Events	4.40	82,038	186,109	2.89	38,084	35,495	7.29	120,122	221,604
Mentoring	3.05	49,238	865	1.94	14,547	81,911	4.99	63,785	82,776
Orientation	2.77	44,306	21,626	1.14	21,239	18,376	3.91	65,545	40,002
Transition Assistance	3.44	64,478	693	2.21	17,774	77,974	5.65	82,252	78,667
Veteran Student Lounge or Designate Gathering Space	0.63	37,000	0	15.65	129,548	224,360	16.28	166,548	224,360
<b>Other Services</b>	<b>14.44</b>	<b>300,296</b>	<b>400,087</b>	<b>26.65</b>	<b>566,399</b>	<b>290,785</b>	<b>41.09</b>	<b>866,695</b>	<b>690,872</b>
Other (Please Describe)	6.71	67,980	353,847	13.35	272,954	55,683	20.06	340,934	409,530
Veterans Coordinator - Support Staff	7.73	232,316	46,240	13.30	293,445	235,102	21.03	525,761	281,342
<b>Total</b>	<b>63.43</b>	<b>\$1,880,152</b>	<b>\$827,472</b>	<b>98.14</b>	<b>\$1,856,244</b>	<b>\$1,898,910</b>	<b>161.57</b>	<b>\$3,736,396</b>	<b>\$2,726,382</b>

\*One staff year is equivalent to one full-time employee.

**Table A-3**  
**Total Fiscal Impact of the Programs and Services Related to Higher Education Veterans Services**  
**Fiscal Year 2017 Expenditures and Staff Years, by Type of Service Provided**

	Public Universities			Community Colleges			Total		
	Staff Years*	Dollars (\$)		Staff Years*	Dollars (\$)		Staff Years*	Dollars (\$)	
		FY 2017 Expenditures			FY 2017 Expenditures			FY 2017 Expenditures	
		State	Other		State	Other		State	Other
<b>Academic Services</b>	<b>20.47</b>	<b>\$741,774</b>	<b>\$30,545</b>	<b>44.43</b>	<b>\$812,001</b>	<b>\$584,146</b>	<b>64.90</b>	<b>\$1,553,775</b>	<b>\$614,691</b>
Academic Counseling	13.53	562,207	29,200	35.20	684,100	422,282	48.73	1,246,307	451,482
Academic Support/Tutoring	6.94	179,567	1,345	9.23	127,901	161,864	16.17	307,468	163,209
<b>Career Services</b>	<b>3.45</b>	<b>118,986</b>	<b>15,434</b>	<b>7.48</b>	<b>213,106</b>	<b>126,950</b>	<b>10.93</b>	<b>332,092</b>	<b>142,384</b>
Career Services	2.33	84,832	9,111	4.55	120,529	85,134	6.88	205,361	94,245
Employment Assistance	1.12	34,154	6,323	2.93	92,577	41,816	4.05	126,731	48,139
<b>Financial Aid Services</b>	<b>13.31</b>	<b>545,565</b>	<b>54,152</b>	<b>78.27</b>	<b>503,997</b>	<b>626,996</b>	<b>91.58</b>	<b>1,049,562</b>	<b>681,148</b>
Financial Aid Assistance Counseling	9.50	383,703	28,459	66.36	403,802	478,723	75.86	787,505	507,182
Tuition Assistance Counseling	3.81	161,862	25,693	11.91	100,195	148,273	15.72	262,057	173,966
<b>Health Services</b>	<b>8.13</b>	<b>227,660</b>	<b>295,910</b>	<b>26.90</b>	<b>210,951</b>	<b>372,475</b>	<b>35.03</b>	<b>438,611</b>	<b>668,385</b>
Counseling	3.38	104,520	93,266	16.53	103,573	205,089	19.91	208,093	298,355
Disability Services	1.21	47,255	48,374	5.08	90,198	131,120	6.29	137,453	179,494
Health Services	3.54	75,885	154,270	5.29	17,180	36,266	8.83	93,065	190,536
<b>Social Services</b>	<b>27.77</b>	<b>482,197</b>	<b>236,721</b>	<b>43.60</b>	<b>468,655</b>	<b>644,051</b>	<b>71.37</b>	<b>950,852</b>	<b>880,772</b>
Campus Social Events	8.60	124,729	194,037	4.33	77,430	62,026	12.93	202,159	256,063
Mentoring	6.16	104,507	3,365	2.60	32,608	99,350	8.76	137,115	102,715
Orientation	5.30	78,931	22,626	2.28	55,020	45,884	7.58	133,951	68,510
Transition Assistance	6.82	124,997	10,693	9.63	122,172	102,817	16.45	247,169	113,510
Veteran Student Lounge or Designate Gathering Space	0.89	49,033	6,000	24.76	181,425	333,974	25.65	230,458	339,974
<b>Other Services</b>	<b>16.43</b>	<b>378,640</b>	<b>410,785</b>	<b>77.38</b>	<b>733,433</b>	<b>440,245</b>	<b>93.81</b>	<b>1,112,073</b>	<b>851,030</b>
Other (Please Describe)	8.40	131,024	364,545	64.08	439,988	205,143	72.48	571,012	569,688
Veterans Coordinator - Support Staff	8.03	247,616	46,240	13.30	293,445	235,102	21.33	541,061	281,342
<b>Total</b>	<b>89.56</b>	<b>\$2,494,822</b>	<b>\$1,043,547</b>	<b>278.06</b>	<b>\$2,942,143</b>	<b>\$2,794,863</b>	<b>367.62</b>	<b>\$5,436,965</b>	<b>\$3,838,410</b>

\*One staff year is equivalent to one full-time employee.

## **Appendix B**

Survey Submissions for Fiscal Year 2017, by Institution

Higher Education Veterans Service Act  
Fiscal Impact Survey for Fiscal Year 2017  
Chicago State University

Person Completing 2017 Survey  
Name: Joseph Anderson  
Email: jander48@csu.edu  
Phone: 3128872571

Coordinator of Veterans and Military Personnel Student Services:  
Name: Joseph Anderson  
Email: jander48@csu.edu  
Phone: 7739952130

	2017 Actual Expenditures								
	Veterans Coordinator			Other Services			Total		
	Staff Years	Dollars		Staff Years	Dollars		Staff Years	Dollars	
		State	Other		State	Other		State	Other
Academic Counseling	0.75	\$28,200	\$28,200	0.00	\$0	\$0	0.75	\$28,200	\$28,200
Academic Support/Tutoring	0.00	0	0	0.00	0	0	0.00	0	0
Campus Social Events	1.50	0	300	1.00	300	0	2.50	300	300
Career Services	0.25	451	10	0.00	0	0	0.25	451	10
Counseling	0.25	1,442	10	0.00	0	0	0.25	1,442	10
Disability Services	0.25	332	8	0.00	0	0	0.25	332	8
Employment Assistance	0.25	451	10	0.00	0	0	0.25	451	10
Financial Aid Assistance Counseling	1.00	48,000	0	0.00	0	0	1.00	48,000	0
Health Services	0.00	0	0	0.00	0	0	0.00	0	0
Mentoring	0.75	28,200	0	0.00	0	0	0.75	28,200	0
Orientation	0.00	0	0	0.00	0	0	0.00	0	0
Tuition Assistance Counseling	1.00	48,000	0	0.00	0	0	1.00	48,000	0
Transition Assistance	0.75	28,200	0	0.00	0	0	0.75	28,200	0
Veterans Coordinator – Support Staff	0.00	0	0	0.75	1,625	0	0.75	1,625	0
Veteran Student Lounge or Designate Gathering Space	0.00	0	0	0.00	0	0	0.00	0	0
Provost/VP of Academic Affairs Overall Support Exp	0.00	0	0	0.00	0	0	0.00	0	0
<b>Total</b>	<b>6.75</b>	<b>\$183,276</b>	<b>\$28,538</b>	<b>1.75</b>	<b>\$1,925</b>	<b>\$0</b>	<b>8.50</b>	<b>\$185,201</b>	<b>\$28,538</b>
							<b>All Funds</b>	<b>\$213,739</b>	

Higher Education Veterans Service Act  
Fiscal Impact Survey for Fiscal Year 2017  
Eastern Illinois University

Person Completing 2017 Survey  
Name: Lynette Drake  
Email: ldrake@eiu.edu  
Phone: 217-581-3221

Coordinator of Veterans and Military Personnel Student Services:  
Name: Lynette Drake  
Email: ldrake@eiu.edu  
Phone: 217-581-3221

	2017 Actual Expenditures								
	Veterans Coordinator			Other Services			Total		
	Staff Years	Dollars		Staff Years	Dollars		Staff Years	Dollars	
		State	Other		State	Other		State	Other
Academic Counseling	0.00	\$0	\$0	1.00	\$67,935	\$0	1.00	\$67,935	\$0
Academic Support/Tutoring	0.00	0	0	0.00	0	0	0.00	0	0
Campus Social Events	0.00	619	0	0.00	0	0	0.00	619	0
Career Services	0.00	0	0	0.13	6,174	0	0.13	6,174	0
Counseling	0.00	0	0	0.04	2,165	0	0.04	2,165	0
Disability Services	0.00	0	0	0.06	2,491	0	0.06	2,491	0
Employment Assistance	0.00	0	0	0.00	0	0	0.00	0	0
Financial Aid Assistance Counseling	0.00	0	0	0.50	22,707	0	0.50	22,707	0
Health Services	0.00	0	0	0.12	17,814	0	0.12	17,814	0
Mentoring	0.00	0	0	0.00	0	0	0.00	0	0
Orientation	0.00	37	0	0.03	1,092	0	0.03	1,129	0
Tuition Assistance Counseling	0.00	0	0	0.00	0	0	0.00	0	0
Transition Assistance	0.00	0	0	0.00	0	0	0.00	0	0
Veterans Coordinator – Support Staff	0.00	0	0	0.00	0	0	0.00	0	0
Veteran Student Lounge or Designate Gathering Space	0.00	0	0	0.00	0	0	0.00	0	0
Veterans Coordinator, Support Staff, Supervising Administrator	0.10	6,070	0	0.00	0	0	0.10	6,070	0
Designated gathering space, VA Work Study, Students	0.36	1,460	4,698	0.00	0	0	0.36	1,460	4,698
<b>Total</b>	<b>0.46</b>	<b>\$8,186</b>	<b>\$4,698</b>	<b>1.88</b>	<b>\$120,378</b>	<b>\$0</b>	<b>2.34</b>	<b>\$128,564</b>	<b>\$4,698</b>
								<b>All Funds</b>	<b>\$133,262</b>

Higher Education Veterans Service Act  
 Fiscal Impact Survey for Fiscal Year 2017  
 Governors State University

Person Completing 2017 Survey

Name: Sandra Zurawski  
 Email: szurawski@govst.edu  
 Phone: 708-534-4981

Coordinator of Veterans and Military Personnel

Student Services:  
 Name: Kevin J. Smith  
 Email: ksmith9@govst.edu  
 Phone: 708-235-2223

	2017 Actual Expenditures								
	Veterans Coordinator			Other Services			Total		
	Staff Years	Dollars		Staff Years	Dollars		Staff Years	Dollars	
		State	Other		State	Other		State	Other
Academic Counseling	0.00	\$0	\$0	0.00	\$0	\$0	0.00	\$0	\$0
Academic Support/Tutoring	0.00	0	0	0.00	0	0	0.00	0	0
Campus Social Events	0.05	2,550	0	0.00	0	0	0.05	2,550	0
Career Services	0.05	2,550	0	0.00	0	0	0.05	2,550	0
Counseling	0.00	0	0	0.00	0	0	0.00	0	0
Disability Services	0.05	2,550	0	0.00	0	0	0.05	2,550	0
Employment Assistance	0.00	0	0	0.00	0	0	0.00	0	0
Financial Aid Assistance Counseling	0.30	15,300	0	0.00	0	0	0.30	15,300	0
Health Services	0.00	0	0	0.00	0	0	0.00	0	0
Mentoring	0.10	5,100	0	0.00	0	0	0.10	5,100	0
Orientation	0.05	2,550	0	0.00	0	0	0.05	2,550	0
Tuition Assistance Counseling	0.00	0	0	0.00	0	0	0.00	0	0
Transition Assistance	0.05	2,550	0	0.00	0	0	0.05	2,550	0
Veteran Student Lounge or Designate Gathering Space	0.05	2,550	0	0.00	0	0	0.05	2,550	0
Veteran's Coordinator - Support Staff	0.30	15,300	0	0.00	0	0	0.30	15,300	0
<b>Total</b>	<b>1.00</b>	<b>\$51,000</b>	<b>\$0</b>	<b>0.00</b>	<b>\$0</b>	<b>\$0</b>	<b>1.00</b>	<b>\$51,000</b>	<b>\$0</b>
							<b>All Funds</b>	<b>\$51,000</b>	

Higher Education Veterans Service Act  
Fiscal Impact Survey for Fiscal Year 2017  
Illinois State University

Person Completing 2017 Survey  
Name: Judy Curtis  
Email: jecurti@ilstu.edu  
Phone: 3094382209

Coordinator of Veterans and Military Personnel Student Services:  
Name: Judy Curtis  
Email: jecurti@ilstu.edu  
Phone: (309) 438.2209

	2017 Actual Expenditures								
	Veterans Coordinator			Other Services			Total		
	Staff Years	Dollars		Staff Years	Dollars		Staff Years	Dollars	
		State	Other		State	Other		State	Other
Academic Counseling	0.04	\$2,732	\$0	0.20	\$1,600	\$0	0.24	\$4,332	\$0
Academic Support/Tutoring	0.00	0	0	0.10	3,000	0	0.10	3,000	0
Campus Social Events	0.01	683	0	0.00	0	0	0.01	683	0
Career Services	0.00	0	0	0.05	2,183	0	0.05	2,183	0
Counseling	0.00	0	0	0.15	8,700	0	0.15	8,700	0
Disability Services	0.00	0	0	0.01	11,824	0	0.01	11,824	0
Employment Assistance	0.00	0	0	0.00	0	0	0.00	0	0
Financial Aid Assistance Counseling	0.00	0	0	0.00	0	0	0.00	0	0
Health Services	0.00	0	0	0.80	0	79,679	0.80	0	79,679
Mentoring	0.00	0	0	0.00	0	0	0.00	0	0
Orientation	0.05	3,415	0	0.01	375	0	0.06	3,790	0
Tuition Assistance Counseling	0.07	4,781	0	0.25	19,852	0	0.32	24,633	0
Transition Assistance	0.00	0	0	0.00	0	0	0.00	0	0
Veterans Coordinator – Support Staff	0.00	0	0	0.75	16,620	0	0.75	16,620	0
Veteran Student Lounge or Designate Gathering Space	0.01	683	0	0.00	0	0	0.01	683	0
Certifying Official	0.00	0	0	0.65	44,398	0	0.65	44,398	0
<b>Total</b>	<b>0.18</b>	<b>\$12,294</b>	<b>\$0</b>	<b>2.97</b>	<b>\$108,552</b>	<b>\$79,679</b>	<b>3.15</b>	<b>\$120,846</b>	<b>\$79,679</b>
								<b>All Funds</b>	<b>\$200,525</b>



Higher Education Veterans Service Act  
Fiscal Impact Survey for Fiscal Year 2017  
Northeastern Illinois University

Person Completing 2017 Survey  
Name: Daniel Weber  
Email: d-weber3@neiu.edu  
Phone: 773-442-4029

Coordinator of Veterans and Military Personnel Student Services:  
Name: Joshua Perschbacher  
Email: j-perschbacher@neiu.edu  
Phone: 773-442-4028

	2017 Actual Expenditures								
	Veterans Coordinator			Other Services			Total		
	Staff Years	Dollars		Staff Years	Dollars		Staff Years	Dollars	
		State	Other		State	Other		State	Other
Academic Counseling	0.03	\$1,326	\$0	0.12	\$3,824	\$0	0.15	\$5,150	\$0
Academic Support/Tutoring	0.00	0	0	0.00	0	0	0.00	0	0
Campus Social Events	0.00	0	0	0.00	0	0	0.00	0	0
Career Services	0.03	1,326	0	0.04	1,275	0	0.07	2,601	0
Counseling	0.03	1,327	0	0.03	955	0	0.06	2,282	0
Disability Services	0.03	1,327	0	0.03	955	0	0.06	2,282	0
Employment Assistance	0.00	0	0	0.00	0	0	0.00	0	0
Financial Aid Assistance Counseling	0.05	2,211	0	0.30	10,853	0	0.35	13,064	0
Health Services	0.00	0	0	0.00	0	0	0.00	0	0
Mentoring	0.00	0	0	0.00	0	0	0.00	0	0
Orientation	0.01	442	0	0.03	956	0	0.04	1,398	0
Tuition Assistance Counseling	0.05	2,211	0	0.10	3,187	0	0.15	5,398	0
Transition Assistance	0.07	3,095	0	0.40	15,240	0	0.47	18,335	0
Veterans Coordinator – Support Staff	0.00	0	0	0.00	0	0	0.00	0	0
Veteran Student Lounge or Designate Gathering Space	0.00	0	0	0.00	0	0	0.00	0	0
Certification of Veterans Benefits, Certification of VA/State Benefits, Certification of VA/State Benefits	0.70	30,952	0	0.10	3,187	0	0.80	34,139	0
Reconciliation of VA Payments	0.00	0	0	0.00	0	0	0.00	0	0
<b>Total</b>	<b>1.00</b>	<b>\$44,217</b>	<b>\$0</b>	<b>1.15</b>	<b>\$40,432</b>	<b>\$0</b>	<b>2.15</b>	<b>\$84,649</b>	<b>\$0</b>
								<b>All Funds</b>	<b>\$84,649</b>

Higher Education Veterans Service Act  
 Fiscal Impact Survey for Fiscal Year 2017  
 Northern Illinois University

Person Completing 2017 Survey  
 Name: Eric Armstrong  
 Email: earmstrong1@niu.edu  
 Phone: 815-753-0944

Coordinator of Veterans and Military Personnel Student Services:  
 Name: Eric Armstrong  
 Email: earmstrong1@niu.edu  
 Phone: 815-753-0944

	2017 Actual Expenditures								
	Veterans Coordinator			Other Services			Total		
	Staff Years	Dollars		Staff Years	Dollars		Staff Years	Dollars	
		State	Other		State	Other		State	Other
Academic Counseling	0.00	\$0	\$0	0.00	\$0	\$0	0.00	\$0	\$0
Academic Support/Tutoring	2.00	14,238	0	2.00	14,238	0	4.00	28,476	0
Campus Social Events	2.00	14,238	0	2.00	14,238	0	4.00	28,476	0
Career Services	0.00	0	0	0.00	0	0	0.00	0	0
Counseling	0.00	0	0	0.00	0	0	0.00	0	0
Disability Services	0.00	0	0	0.00	0	0	0.00	0	0
Employment Assistance	0.00	0	0	0.00	0	0	0.00	0	0
Financial Aid Assistance Counseling	0.00	0	0	0.00	0	0	0.00	0	0
Health Services	0.00	0	0	0.00	0	0	0.00	0	0
Mentoring	2.00	14,238	0	2.00	14,238	0	4.00	28,476	0
Orientation	2.00	14,238	0	2.00	14,238	0	4.00	28,476	0
Tuition Assistance Counseling	0.00	0	0	0.00	0	0	0.00	0	0
Transition Assistance	2.00	14,238	0	2.00	14,238	0	4.00	28,476	0
Veterans Coordinator – Support Staff	0.00	0	0	2.00	166,118	0	2.00	166,118	0
Veteran Student Lounge or Designate Gathering Space	0.00	0	0	0.00	0	0	0.00	0	0
<b>Total</b>	<b>10.00</b>	<b>\$71,190</b>	<b>\$0</b>	<b>12.00</b>	<b>\$237,308</b>	<b>\$0</b>	<b>22.00</b>	<b>\$308,498</b>	<b>\$0</b>
								<b>All Funds</b>	<b>\$308,498</b>

Higher Education Veterans Service Act  
 Fiscal Impact Survey for Fiscal Year 2017  
 Southern Illinois University Carbondale

Person Completing 2017 Survey  
 Name: Paul Copeland  
 Email: paul.copeland@siu.edu  
 Phone: 618-453-1317

Coordinator of Veterans and Military Personnel Student Services:  
 Name: Paul Copeland  
 Email: paul.copeland@siu.edu  
 Phone: 618-453-1317

	2017 Actual Expenditures								
	Veterans Coordinator			Other Services			Total		
	Staff Years	Dollars		Staff Years	Dollars		Staff Years	Dollars	
		State	Other		State	Other		State	Other
Academic Counseling	0.05	\$2,250	\$0	6.00	\$210,000	\$0	6.05	\$212,250	\$0
Academic Support/Tutoring	0.05	2,250	0	0.50	17,500	0	0.55	19,750	0
Campus Social Events	0.03	1,350	678	0.30	10,500	0	0.33	11,850	678
Career Services	0.08	3,600	0	1.00	35,000	0	1.08	38,600	0
Counseling	0.00	0	0	2.00	70,000	0	2.00	70,000	0
Disability Services	0.03	1,350	0	0.40	14,000	0	0.43	15,350	0
Employment Assistance	0.08	3,669	0	0.50	17,500	0	0.58	21,169	0
Financial Aid Assistance Counseling	0.40	21,740	0	4.00	140,000	0	4.40	161,740	0
Health Services	0.00	0	1,538	1.50	52,500	0	1.50	52,500	1,538
Mentoring	0.08	3,600	0	1.00	35,000	0	1.08	38,600	0
Orientation	0.08	3,700	0	0.50	17,500	0	0.58	21,200	0
Tuition Assistance Counseling	0.02	900	0	2.00	70,000	0	2.02	70,900	0
Transition Assistance	0.10	4,500	0	1.00	35,000	0	1.10	39,500	0
Veterans Coordinator – Support Staff	0.00	0	0	3.00	6,222	45,375	3.00	6,222	45,375
Veteran Student Lounge or Designate Gathering Space	0.00	0	0	0.30	10,500	0	0.30	10,500	0
Graduation Recognition	0.00	0	0	0.50	17,500	0	0.50	17,500	0
<b>Total</b>	<b>1.00</b>	<b>\$48,909</b>	<b>\$2,216</b>	<b>24.50</b>	<b>\$758,722</b>	<b>\$45,375</b>	<b>25.50</b>	<b>\$807,631</b>	<b>\$47,591</b>
								<b>All Funds</b>	<b>\$855,222</b>

Higher Education Veterans Service Act  
 Fiscal Impact Survey for Fiscal Year 2017  
 Southern Illinois University Edwardsville

Person Completing 2017 Survey

Name: Kevin Wathen  
 Email: kwathen@siue.edu  
 Phone: 618-650-3169

Coordinator of Veterans and Military Personnel Student Services:

Name: Kevin Wathen  
 Email: kwathen@siue.edu  
 Phone: 618-650-3169

	2017 Actual Expenditures								
	Veterans Coordinator			Other Services			Total		
	Staff Years	Dollars		Staff Years	Dollars		Staff Years	Dollars	
		State	Other		State	Other		State	Other
Academic Counseling	0.02	\$1,360	\$0	1.80	\$123,960	\$0	1.82	\$125,320	\$0
Academic Support/Tutoring	0.00	0	0	1.07	53,247	0	1.07	53,247	0
Campus Social Events	0.01	680	0	0.87	0	185,416	0.88	680	185,416
Career Services	0.02	1,360	0	0.44	18,341	3,532	0.46	19,701	3,532
Counseling	0.02	1,360	0	0.38	0	18,811	0.40	1,360	18,811
Disability Services	0.01	680	0	0.21	0	8,366	0.22	680	8,366
Employment Assistance	0.01	680	0	0.15	4,936	968	0.16	5,616	968
Financial Aid Assistance Counseling	0.10	6,800	0	0.58	23,603	0	0.68	30,403	0
Health Services	0.00	0	0	0.69	0	69,376	0.69	0	69,376
Mentoring	0.02	1,360	0	0.00	0	0	0.02	1,360	0
Orientation	0.02	1,360	0	0.01	2,645	20,933	0.03	4,005	20,933
Tuition Assistance Counseling	0.02	1,360	0	0.00	0	0	0.02	1,360	0
Transition Assistance	0.01	680	0	0.00	0	0	0.01	680	0
Veterans Coordinator – Support Staff	0.00	0	0	1.18	41,731	0	1.18	41,731	0
Veteran Student Lounge or Designate Gathering Space	0.00	0	0	0.00	0	0	0.00	0	0
<b>Total</b>	<b>0.26</b>	<b>\$17,680</b>	<b>\$0</b>	<b>7.38</b>	<b>\$268,463</b>	<b>\$307,402</b>	<b>7.64</b>	<b>\$286,143</b>	<b>\$307,402</b>
								<b>All Funds</b>	<b>\$593,545</b>

Higher Education Veterans Service Act  
 Fiscal Impact Survey for Fiscal Year 2017  
 U of I at Chicago

Person Completing 2017 Survey  
 Name: Annette Wright  
 Email: awright@uic.edu  
 Phone: 312 996-4857

Coordinator of Veterans and Military Personnel Student Services:  
 Name: Jesus Molina  
 Email: jmolin6@uic.edu  
 Phone: 312 996-4857

	2017 Actual Expenditures								
	Veterans Coordinator			Other Services			Total		
	Staff Years	Dollars		Staff Years	Dollars		Staff Years	Dollars	
		State	Other		State	Other		State	Other
Academic Counseling	0.00	\$0	\$0	2.77	\$97,020	\$0	2.77	\$97,020	\$0
Academic Support/Tutoring	0.00	0	0	0.79	68,023	0	0.79	68,023	0
Campus Social Events	0.40	22,000	0	0.19	57,000	0	0.59	79,000	0
Career Services	0.02	880	0	0.09	5,775	0	0.11	6,655	0
Counseling	0.00	0	0	0.42	18,000	32,000	0.42	18,000	32,000
Disability Services	0.00	0	0	0.09	9,000	0	0.09	9,000	0
Employment Assistance	0.00	0	0	0.09	5,775	0	0.09	5,775	0
Financial Aid Assistance Counseling	0.03	1,320	0	0.75	45,000	0	0.78	46,320	0
Health Services	0.00	0	0	0.00	0	0	0.00	0	0
Mentoring	0.05	2,200	0	0.00	0	0	0.05	2,200	0
Orientation	0.20	7,740	0	0.15	7,500	0	0.35	15,240	0
Tuition Assistance Counseling	0.25	11,000	0	0.00	0	0	0.25	11,000	0
Transition Assistance	0.10	4,400	0	0.00	0	0	0.10	4,400	0
Veterans Coordinator – Support Staff	0.00	0	0	0.00	0	0	0.00	0	0
Veteran Student Lounge or Designate Gathering Space	0.20	8,800	0	0.33	26,500	0	0.53	35,300	0
<b>Total</b>	<b>1.25</b>	<b>\$58,340</b>	<b>\$0</b>	<b>5.67</b>	<b>\$339,593</b>	<b>\$32,000</b>	<b>6.92</b>	<b>\$397,933</b>	<b>\$32,000</b>
								<b>All Funds</b>	<b>\$429,933</b>

Higher Education Veterans Service Act  
 Fiscal Impact Survey for Fiscal Year 2017  
 U of I at Springfield

Person Completing 2017 Survey  
 Name: Mark Dochterman  
 Email: mdoch2@uis.edu  
 Phone: 2172068448

Coordinator of Veterans and Military Personnel Student Services:  
 Name: Mark Dochterman  
 Email: mdoch2@uis.edu  
 Phone: 2172068448

	2017 Actual Expenditures								
	Veterans Coordinator			Other Services			Total		
	Staff Years	Dollars		Staff Years	Dollars		Staff Years	Dollars	
		State	Other		State	Other		State	Other
Academic Counseling	0.50	\$22,000	\$0	0.00	\$0	\$0	0.50	\$22,000	\$0
Academic Support/Tutoring	0.20	6,500	0	0.00	0	0	0.20	6,500	0
Campus Social Events	0.09	0	3,950	0.00	0	0	0.09	0	3,950
Career Services	0.11	5,346	396	0.00	0	0	0.11	5,346	396
Counseling	0.05	0	2,445	0.00	0	0	0.05	0	2,445
Disability Services	0.03	2,175	0	0.00	0	0	0.03	2,175	0
Employment Assistance	0.00	0	0	0.00	0	0	0.00	0	0
Financial Aid Assistance Counseling	0.75	21,437	0	0.00	0	0	0.75	21,437	0
Health Services	0.40	5,000	3,332	0.00	0	0	0.40	5,000	3,332
Mentoring	0.00	0	0	0.00	0	0	0.00	0	0
Orientation	0.00	0	0	0.00	0	0	0.00	0	0
Tuition Assistance Counseling	0.00	0	0	0.00	0	0	0.00	0	0
Transition Assistance	0.00	0	0	0.00	0	0	0.00	0	0
Veterans Coordinator – Support Staff	0.00	0	0	0.00	0	0	0.00	0	0
Veteran Student Lounge or Designate Gathering Space	0.00	0	0	0.00	0	0	0.00	0	0
Veterans Student Affairs Programming	0.10	0	6,000	0.00	0	5,000	0.10	0	11,000
<b>Total</b>	<b>2.23</b>	<b>\$62,458</b>	<b>\$16,123</b>	<b>0.00</b>	<b>\$0</b>	<b>\$5,000</b>	<b>2.23</b>	<b>\$62,458</b>	<b>\$21,123</b>
							<b>All Funds</b>		<b>\$83,581</b>

Higher Education Veterans Service Act  
 Fiscal Impact Survey for Fiscal Year 2017  
 U of I at Urbana/Champaign

Person Completing 2017 Survey  
 Name: Jason Sakowski  
 Email: jsakowsk@illinois.edu  
 Phone: 2173330050

Coordinator of Veterans and Military Personnel Student Services:  
 Name: Jason Sakowski  
 Email: jsakowsk@illinois.edu  
 Phone: 217-333-0050

	2017 Actual Expenditures								
	Veterans Coordinator			Other Services			Total		
	Staff Years	Dollars		Staff Years	Dollars		Staff Years	Dollars	
		State	Other		State	Other		State	Other
Academic Counseling	0.25	\$0	\$1,000	0.00	\$0	\$0	0.25	\$0	\$1,000
Academic Support/Tutoring	0.20	0	1,000	0.00	0	0	0.20	0	1,000
Campus Social Events	0.10	0	3,000	0.00	0	0	0.10	0	3,000
Career Services	0.00	0	5,000	0.00	0	0	0.00	0	5,000
Counseling	0.00	0	40,000	0.00	0	0	0.00	0	40,000
Disability Services	0.00	0	40,000	0.00	0	0	0.00	0	40,000
Employment Assistance	0.00	0	5,000	0.00	0	0	0.00	0	5,000
Financial Aid Assistance Counseling	0.00	0	25,000	0.00	0	0	0.00	0	25,000
Health Services	0.00	0	0	0.00	0	0	0.00	0	0
Mentoring	0.10	0	2,500	0.00	0	0	0.10	0	2,500
Orientation	0.10	0	1,000	0.00	0	0	0.10	0	1,000
Tuition Assistance Counseling	0.00	0	25,000	0.00	0	0	0.00	0	25,000
Transition Assistance	0.25	0	10,000	0.00	0	0	0.25	0	10,000
Veterans Coordinator – Support Staff	0.00	0	0	0.00	0	0	0.00	0	0
Veteran Student Lounge or Designate Gathering Space	0.00	0	6,000	0.00	0	0	0.00	0	6,000
Center for Wounded Veterans	0.00	0	0	4.00	0	298,000	4.00	0	298,000
Veteran Coordinator	0.00	0	0	1.00	0	46,350	1.00	0	46,350
<b>Total</b>	<b>1.00</b>	<b>\$0</b>	<b>\$164,500</b>	<b>5.00</b>	<b>\$0</b>	<b>\$344,350</b>	<b>6.00</b>	<b>\$0</b>	<b>\$508,850</b>
								<b>All Funds</b>	<b>\$508,850</b>

Higher Education Veterans Service Act  
Fiscal Impact Survey for Fiscal Year 2017  
Western Illinois University

Person Completing 2017 Survey  
Name: Kathy Meyers  
Email: KJ-Meyers@wiu.edu  
Phone: 3092983505

Coordinator of Veterans and Military Personnel Student Services:  
Name: Kathy Meyers  
Email: KJ-Meyers@wiu.edu  
Phone: 309-298-3505

	2017 Actual Expenditures								
	Veterans Coordinator			Other Services			Total		
	Staff Years	Dollars		Staff Years	Dollars		Staff Years	Dollars	
		State	Other		State	Other		State	Other
Academic Counseling	0.00	\$0	\$0	0.00	\$0	\$0	0.00	\$0	\$0
Academic Support/Tutoring	0.01	571	0	0.02	0	345	0.03	571	345
Campus Social Events	0.01	571	0	0.04	0	693	0.05	571	693
Career Services	0.01	571	0	0.01	0	173	0.02	571	173
Counseling	0.01	571	0	0.00	0	0	0.01	571	0
Disability Services	0.01	571	0	0.00	0	0	0.01	571	0
Employment Assistance	0.02	1,143	0	0.02	0	345	0.04	1,143	345
Financial Aid Assistance Counseling	0.40	22,848	0	0.34	1,884	3,459	0.74	24,732	3,459
Health Services	0.01	571	0	0.02	0	345	0.03	571	345
Mentoring	0.01	571	0	0.05	0	865	0.06	571	865
Orientation	0.02	1,143	0	0.04	0	693	0.06	1,143	693
Tuition Assistance Counseling	0.01	571	0	0.04	0	693	0.05	571	693
Transition Assistance	0.05	2,856	0	0.04	0	693	0.09	2,856	693
Veterans Coordinator – Support Staff	0.00	0	0	0.05	0	865	0.05	0	865
Veteran Student Lounge or Designate Gathering Space	0.00	0	0	0.00	0	0	0.00	0	0
Early Awareness & Intervention	0.02	1,143	0	0.05	0	865	0.07	1,143	865
Campus Awareness & Training	0.01	571	0	0.01	0	173	0.02	571	173
GI Bill & State Program Assistance	0.40	22,848	0	0.40	2,895	3,459	0.80	25,743	3,459
<b>Total</b>	<b>1.00</b>	<b>\$57,120</b>	<b>\$0</b>	<b>1.13</b>	<b>\$4,779</b>	<b>\$13,666</b>	<b>2.13</b>	<b>\$61,899</b>	<b>\$13,666</b>
							<b>All Funds</b>	<b>\$75,565</b>	



Higher Education Veterans Service Act  
 Fiscal Impact Survey for Fiscal Year 2017  
 Black Hawk College

Person Completing 2017 Survey  
 Name: Marceia Duhm  
 Email: duhmm@bhc.edu  
 Phone: 309.796.5501

Coordinator of Veterans and Military Personnel Student Services:  
 Name: Marceia Duhm  
 Email: duhmm@bhc.edu  
 Phone: 309.796.5501

	2017 Actual Expenditures								
	Veterans Coordinator			Other Services			Total		
	Staff Years	Dollars		Staff Years	Dollars		Staff Years	Dollars	
		State	Other		State	Other		State	Other
Academic Counseling	0.03	\$0	\$1,560	0.00	\$0	\$0	0.03	\$0	\$1,560
Academic Support/Tutoring	0.00	0	0	0.00	0	0	0.00	0	0
Campus Social Events	0.00	0	0	0.00	0	0	0.00	0	0
Career Services	0.10	0	5,200	0.00	0	0	0.10	0	5,200
Counseling	0.10	0	5,200	0.00	0	0	0.10	0	5,200
Disability Services	0.00	0	0	0.01	0	500	0.01	0	500
Employment Assistance	0.05	0	2,600	0.00	0	0	0.05	0	2,600
Financial Aid Assistance Counseling	0.00	0	0	0.00	0	0	0.00	0	0
Health Services	0.00	0	0	0.00	0	0	0.00	0	0
Mentoring	0.00	0	0	0.15	0	3,202	0.15	0	3,202
Orientation	0.00	0	0	0.00	0	0	0.00	0	0
Tuition Assistance Counseling	0.14	0	7,280	0.00	0	0	0.14	0	7,280
Transition Assistance	0.11	0	5,720	0.00	0	0	0.11	0	5,720
Veterans Coordinator – Support Staff	0.00	0	0	1.00	0	24,535	1.00	0	24,535
Veteran Student Lounge or Designate Gathering Space	0.22	0	11,440	1.00	0	2,500	1.22	0	13,940
<b>Total</b>	<b>0.75</b>	<b>\$0</b>	<b>\$39,000</b>	<b>2.16</b>	<b>\$0</b>	<b>\$30,737</b>	<b>2.91</b>	<b>\$0</b>	<b>\$69,737</b>
							<b>All Funds</b>		<b>\$69,737</b>

Higher Education Veterans Service Act  
 Fiscal Impact Survey for Fiscal Year 2017  
 Carl Sandburg College

Person Completing 2017 Survey  
 Name: Chris Shaw  
 Email: cshaw@sandburg.edu  
 Phone: 3093415321

Coordinator of Veterans and Military Personnel Student Services:  
 Name: Chris Shaw  
 Email: cshaw@sandburg.edu  
 Phone: 309.341.5321

	2017 Actual Expenditures								
	Veterans Coordinator			Other Services			Total		
	Staff Years	Dollars		Staff Years	Dollars		Staff Years	Dollars	
		State	Other		State	Other		State	Other
Academic Counseling	0.30	\$12,114	\$0	0.70	\$30,255	\$0	1.00	\$42,369	\$0
Academic Support/Tutoring	0.00	0	0	0.10	2,500	0	0.10	2,500	0
Campus Social Events	0.09	3,634	0	0.15	4,799	0	0.24	8,433	0
Career Services	0.04	1,575	0	0.10	4,128	0	0.14	5,703	0
Counseling	0.00	0	0	0.00	0	0	0.00	0	0
Disability Services	0.00	0	0	0.05	2,671	0	0.05	2,671	0
Employment Assistance	0.04	1,575	0	0.05	2,500	0	0.09	4,075	0
Financial Aid Assistance Counseling	0.35	14,134	0	0.40	16,258	0	0.75	30,392	0
Health Services	0.00	0	0	0.00	0	0	0.00	0	0
Mentoring	0.00	0	0	0.00	0	0	0.00	0	0
Orientation	0.04	1,655	0	0.07	2,314	0	0.11	3,969	0
Tuition Assistance Counseling	0.00	0	0	0.00	0	0	0.00	0	0
Transition Assistance	0.04	1,655	0	0.10	2,838	0	0.14	4,493	0
Veterans Coordinator – Support Staff	0.00	0	0	0.00	0	0	0.00	0	0
Veteran Student Lounge or Designate Gathering Space	0.10	4,038	0	0.15	4,799	0	0.25	8,837	0
<b>Total</b>	<b>1.00</b>	<b>\$40,380</b>	<b>\$0</b>	<b>1.87</b>	<b>\$73,062</b>	<b>\$0</b>	<b>2.87</b>	<b>\$113,442</b>	<b>\$0</b>
							<b>All Funds</b>	<b>\$113,442</b>	

Higher Education Veterans Service Act  
Fiscal Impact Survey for Fiscal Year 2017  
CCC - Harold Washington College

Person Completing 2017 Survey  
Name: Marcus Williams EI  
Email: mwilliamsel@ccc.edu  
Phone: 312-553-5717

Coordinator of Veterans and Military Personnel Student Services:  
Name: Marcus Williams EI  
Email: mwilliamsel@ccc.edu  
Phone: 312-553-5717

	2017 Actual Expenditures								
	Veterans Coordinator			Other Services			Total		
	Staff Years	Dollars		Staff Years	Dollars		Staff Years	Dollars	
		State	Other		State	Other		State	Other
Academic Counseling	0.04	\$2,211	\$0	0.75	\$45,467	\$0	0.79	\$47,678	\$0
Academic Support/Tutoring	0.02	1,106	0	0.03	7,500	0	0.05	8,606	0
Campus Social Events	0.03	1,658	0	0.06	2,700	0	0.09	4,358	0
Career Services	0.04	2,211	0	0.06	4,200	0	0.10	6,411	0
Counseling	0.03	1,658	0	0.06	2,580	0	0.09	4,238	0
Disability Services	0.02	1,106	0	0.06	3,000	0	0.08	4,106	0
Employment Assistance	0.03	1,658	0	0.00	0	0	0.03	1,658	0
Financial Aid Assistance Counseling	0.03	1,658	0	0.30	18,804	0	0.33	20,462	0
Health Services	0.02	1,106	0	0.00	0	0	0.02	1,106	0
Mentoring	0.02	1,106	0	0.00	0	0	0.02	1,106	0
Orientation	0.05	2,764	0	0.01	500	0	0.06	3,264	0
Tuition Assistance Counseling	0.02	1,106	0	0.03	1,430	0	0.05	2,536	0
Transition Assistance	0.40	22,110	0	0.00	0	0	0.40	22,110	0
Veterans Coordinator – Support Staff	0.00	0	0	0.00	0	0	0.00	0	0
Veteran Student Lounge or Designate Gathering Space	0.05	2,764	0	1.39	0	24,612	1.44	2,764	24,612
VA Work Study Supervision & Certifying Official	0.05	2,764	0	0.90	56,411	0	0.95	59,175	0
Vet Club Advising	0.05	2,764	0	0.00	0	0	0.05	2,764	0
Military Transcripts	0.05	2,764	0	0.00	0	0	0.05	2,764	0
VA Educational Benefits	0.05	2,764	0	0.00	0	0	0.05	2,764	0
<b>Total</b>	<b>1.00</b>	<b>\$55,278</b>	<b>\$0</b>	<b>3.65</b>	<b>\$142,592</b>	<b>\$24,612</b>	<b>4.65</b>	<b>\$197,870</b>	<b>\$24,612</b>
								<b>All Funds</b>	<b>\$222,482</b>

Higher Education Veterans Service Act  
 Fiscal Impact Survey for Fiscal Year 2017  
 CCC - Harry S Truman College

Person Completing 2017 Survey  
 Name: Vincent Guzman  
 Email: vguzman51@ccc.edu  
 Phone: 773-907-4833

Coordinator of Veterans and Military Personnel Student Services:  
 Name: Vincent Guzman  
 Email: Vguzman51@ccc.edu  
 Phone: 773-907-4833

	2017 Actual Expenditures								
	Veterans Coordinator			Other Services			Total		
	Staff Years	Dollars		Staff Years	Dollars		Staff Years	Dollars	
		State	Other		State	Other		State	Other
Academic Counseling	0.10	\$4,756	\$0	0.10	\$5,621	\$0	0.20	\$10,377	\$0
Academic Support/Tutoring	0.06	2,853	0	0.08	6,120	0	0.14	8,973	0
Campus Social Events	0.02	951	0	0.02	1,594	0	0.04	2,545	0
Career Services	0.01	475	0	0.01	625	0	0.02	1,100	0
Counseling	0.07	3,329	0	0.00	0	0	0.07	3,329	0
Disability Services	0.01	475	0	0.06	3,795	0	0.07	4,270	0
Employment Assistance	0.02	951	0	0.03	1,877	0	0.05	2,828	0
Financial Aid Assistance Counseling	0.02	951	0	0.06	3,874	0	0.08	4,825	0
Health Services	0.01	475	0	0.00	0	0	0.01	475	0
Mentoring	0.06	2,853	0	0.00	0	0	0.06	2,853	0
Orientation	0.01	475	0	0.00	0	0	0.01	475	0
Tuition Assistance Counseling	0.02	951	0	0.00	0	0	0.02	951	0
Transition Assistance	0.03	1,426	0	0.03	1,913	0	0.06	3,339	0
Veterans Coordinator – Support Staff	0.00	0	0	0.00	0	0	0.00	0	0
Veteran Student Lounge or Designate Gathering Space	0.06	2,853	0	0.48	18,249	0	0.54	21,102	0
Certification of Veteran Benefits	0.50	23,780	0	0.03	1,937	0	0.53	25,717	0
<b>Total</b>	<b>1.00</b>	<b>\$47,554</b>	<b>\$0</b>	<b>0.90</b>	<b>\$45,605</b>	<b>\$0</b>	<b>1.90</b>	<b>\$93,159</b>	<b>\$0</b>
							<b>All Funds</b>	<b>\$93,159</b>	

Higher Education Veterans Service Act  
 Fiscal Impact Survey for Fiscal Year 2017  
 CCC - Kennedy-King College

Person Completing 2017 Survey  
 Name: Terrell Odom  
 Email: todom2@ccc.edu  
 Phone: 773)602-5152

Coordinator of Veterans and Military Personnel Student Services:  
 Name: Terrell Odom  
 Email: todom2@ccc.edu  
 Phone: 773)602-5152

	2017 Actual Expenditures								
	Veterans Coordinator			Other Services			Total		
	Staff Years	Dollars		Staff Years	Dollars		Staff Years	Dollars	
		State	Other		State	Other		State	Other
Academic Counseling	0.05	\$2,822	\$0	0.75	\$47,781	\$0	0.80	\$50,603	\$0
Academic Support/Tutoring	0.05	2,822	0	0.05	0	2,587	0.10	2,822	2,587
Campus Social Events	0.05	2,822	0	0.05	0	2,587	0.10	2,822	2,587
Career Services	0.03	1,694	0	0.05	0	2,587	0.08	1,694	2,587
Counseling	0.02	1,128	0	0.05	4,200	0	0.07	5,328	0
Disability Services	0.05	2,822	0	0.05	3,238	0	0.10	6,060	0
Employment Assistance	0.07	3,950	0	0.00	0	0	0.07	3,950	0
Financial Aid Assistance Counseling	0.05	2,822	0	0.00	0	0	0.05	2,822	0
Health Services	0.02	1,128	0	0.00	0	0	0.02	1,128	0
Mentoring	0.05	2,822	0	0.00	0	0	0.05	2,822	0
Orientation	0.05	2,822	0	0.00	0	0	0.05	2,822	0
Tuition Assistance Counseling	0.05	2,822	0	0.00	0	0	0.05	2,822	0
Transition Assistance	0.15	8,465	0	0.00	0	0	0.15	8,465	0
Veterans Coordinator – Support Staff	0.00	0	0	0.00	0	0	0.00	0	0
Veteran Student Lounge or Designate Gathering Space	0.02	1,128	0	2.86	0	43,976	2.88	1,128	43,976
VA Work Study Supervision, VA Work Study, & Certification of Veteran Benefits	0.10	5,644	0	0.90	51,137	0	1.00	56,781	0
Military Transcripts & Education Benefit Advising	0.15	8,465	0	0.00	0	0	0.15	8,465	0
VA Educational	0.00	0	0	0.00	0	0	0.00	0	0
<b>Total</b>	<b>0.96</b>	<b>\$54,178</b>	<b>\$0</b>	<b>4.76</b>	<b>\$106,356</b>	<b>\$51,737</b>	<b>5.72</b>	<b>\$160,534</b>	<b>\$51,737</b>
								<b>All Funds</b>	<b>\$212,271</b>

Higher Education Veterans Service Act  
Fiscal Impact Survey for Fiscal Year 2017  
CCC - Malcolm X College

Person Completing 2017 Survey  
Name: Robert Thompson  
Email: rthompson82@ccc.edu  
Phone: 3128507859

Coordinator of Veterans and Military Personnel Student Services:  
Name: Robert Thompson  
Email: rthompson82@ccc.edu  
Phone: 3128507859

	2017 Actual Expenditures								
	Veterans Coordinator			Other Services			Total		
	Staff Years	Dollars		Staff Years	Dollars		Staff Years	Dollars	
		State	Other		State	Other		State	Other
Academic Counseling	0.03	\$1,729	\$0	0.50	\$29,420	\$0	0.53	\$31,149	\$0
Academic Support/Tutoring	0.03	1,729	0	0.30	7,500	0	0.33	9,229	0
Campus Social Events	0.05	2,881	0	0.06	4,188	0	0.11	7,069	0
Career Services	0.03	1,729	0	0.06	3,336	0	0.09	5,065	0
Counseling	0.02	1,152	0	0.06	2,960	0	0.08	4,112	0
Disability Services	0.02	1,152	0	0.06	3,924	0	0.08	5,076	0
Employment Assistance	0.03	1,729	0	0.06	1,668	0	0.09	3,397	0
Financial Aid Assistance Counseling	0.04	2,305	0	0.30	15,478	0	0.34	17,783	0
Health Services	0.02	1,729	0	0.02	977	0	0.04	2,706	0
Mentoring	0.04	2,305	0	0.02	1,371	0	0.06	3,676	0
Orientation	0.03	1,729	0	0.01	500	0	0.04	2,229	0
Tuition Assistance Counseling	0.03	1,729	0	0.03	1,430	0	0.06	3,159	0
Transition Assistance	0.30	17,287	0	0.00	0	0	0.30	17,287	0
Veterans Coordinator – Support Staff	0.00	0	0	0.00	0	0	0.00	0	0
Veteran Student Lounge or Designate Gathering Space	0.05	2,881	0	1.78	0	30,537	1.83	2,881	30,537
VA Workstudy, Veterans Club Advising, & Benefits Certification	0.05	2,881	0	0.50	35,780	0	0.55	38,661	0
Veterans Club Advising, VA Benefits, & Military Transcript Evaluation	0.05	2,881	0	0.06	1,840	0	0.11	4,721	0
Military Transcripts & Military Transcript Evaluation	0.05	2,881	0	0.00	0	0	0.05	2,881	0
VA Benefits & Community Outreach	0.05	2,881	0	0.00	0	0	0.05	2,881	0
Veterans College Success Course & Pre-Certification of VA Benefits	0.03	1,729	0	0.00	0	0	0.03	1,729	0
Community Outreach & VA Workstudy Supervision	0.05	2,881	0	0.00	0	0	0.05	2,881	0
<b>Total</b>	<b>1.00</b>	<b>\$58,200</b>	<b>\$0</b>	<b>3.82</b>	<b>\$110,372</b>	<b>\$30,537</b>	<b>4.82</b>	<b>\$168,572</b>	<b>\$30,537</b>
								<b>All Funds</b>	<b>\$199,109</b>

Higher Education Veterans Service Act  
Fiscal Impact Survey for Fiscal Year 2017  
CCC - Olive-Harvey College

Person Completing 2017 Survey  
Name: Derek Tyson  
Email: dtyson1@ccc.edu  
Phone: 773-291-6190

Coordinator of Veterans and Military Personnel Student Services:  
Name: Derek Tyson  
Email: dtyson1  
Phone: 773-291-6190

	2017 Actual Expenditures								
	Veterans Coordinator			Other Services			Total		
	Staff Years	Dollars		Staff Years	Dollars		Staff Years	Dollars	
		State	Other		State	Other		State	Other
Academic Counseling	0.03	\$1,693	\$0	0.20	\$13,785	\$0	0.23	\$15,478	\$0
Academic Support/Tutoring	0.02	1,129	0	0.02	5,328	0	0.04	6,457	0
Campus Social Events	0.05	2,822	0	0.04	2,705	0	0.09	5,527	0
Career Services	0.03	1,693	0	0.04	3,239	0	0.07	4,932	0
Counseling	0.03	1,693	0	0.04	2,126	0	0.07	3,819	0
Disability Services	0.02	1,129	0	0.02	2,238	0	0.04	3,367	0
Employment Assistance	0.02	2,257	0	0.02	2,978	0	0.04	5,235	0
Financial Aid Assistance Counseling	0.03	1,693	0	0.02	10,906	0	0.05	12,599	0
Health Services	0.02	1,129	0	0.00	0	0	0.02	1,129	0
Mentoring	0.02	1,129	0	0.00	0	0	0.02	1,129	0
Orientation	0.04	2,257	0	0.01	0	0	0.05	2,257	0
Tuition Assistance Counseling	0.03	1,693	0	0.02	432	0	0.05	2,125	0
Transition Assistance	0.40	22,574	0	0.00	1,159	0	0.40	23,733	0
Veterans Coordinator – Support Staff	0.00	0	0	0.00	0	0	0.00	0	0
Veteran Student Lounge or Designate Gathering Space	0.06	3,386	0	0.92	0	16,243	0.98	3,386	16,243
VA Education Benefits & VA Certifying Official	0.05	2,822	0	0.40	21,574	0	0.45	24,396	0
VA Work Study Supervision & Military Transcript Evaluator	0.05	2,822	0	0.30	1,392	0	0.35	4,214	0
Military Transcripts	0.05	2,822	0	0.00	0	0	0.05	2,822	0
VA Club Advising & VA Club Advisor	0.05	2,822	0	0.00	0	0	0.05	2,822	0
<b>Total</b>	<b>1.00</b>	<b>\$57,565</b>	<b>\$0</b>	<b>2.05</b>	<b>\$67,862</b>	<b>\$16,243</b>	<b>3.05</b>	<b>\$125,427</b>	<b>\$16,243</b>
								<b>All Funds</b>	<b>\$141,670</b>

Higher Education Veterans Service Act  
Fiscal Impact Survey for Fiscal Year 2017  
CCC - Richard J. Daley College

Person Completing 2017 Survey  
Name: Karen Hernandez  
Email: KHernandez126@ccc.edu  
Phone: 773-317-2669

Coordinator of Veterans and Military Personnel Student Services:  
Name: Karen Hernandez  
Email: KHernandez126@ccc.edu  
Phone: 773-317-2669

	2017 Actual Expenditures								
	Veterans Coordinator			Other Services			Total		
	Staff Years	Dollars		Staff Years	Dollars		Staff Years	Dollars	
		State	Other		State	Other		State	Other
Academic Counseling	0.03	\$1,658	\$0	0.40	\$22,945	\$0	0.43	\$24,603	\$0
Academic Support/Tutoring	0.05	2,764	0	0.08	5,041	0	0.13	7,805	0
Campus Social Events	0.01	553	0	0.00	0	0	0.01	553	0
Career Services	0.06	3,317	0	0.03	2,133	0	0.09	5,450	0
Counseling	0.06	3,317	0	0.02	1,185	0	0.08	4,502	0
Disability Services	0.02	1,105	0	0.05	3,175	0	0.07	4,280	0
Employment Assistance	0.08	4,422	0	0.05	3,556	0	0.13	7,978	0
Financial Aid Assistance Counseling	0.04	2,211	0	0.06	3,357	0	0.10	5,568	0
Health Services	0.03	1,658	0	0.02	1,186	0	0.05	2,844	0
Mentoring	0.09	4,975	0	0.00	0	0	0.09	4,975	0
Orientation	0.05	2,764	0	0.00	0	0	0.05	2,764	0
Tuition Assistance Counseling	0.02	1,105	0	0.00	0	0	0.02	1,105	0
Transition Assistance	0.06	3,317	0	0.03	0	0	0.09	3,317	0
Veterans Coordinator – Support Staff	0.00	0	0	0.00	0	0	0.00	0	0
Veteran Student Lounge or Designate Gathering Space	0.07	3,869	0	0.20	16,342	0	0.27	20,211	0
Veteran Work Study, VA Work Study Supervision, & Certification of Vet Benefits	0.09	4,975	0	0.33	18,466	0	0.42	23,441	0
Veteran Club Advising & VA Education Benefits Counseling	0.15	8,291	0	0.00	0	0	0.15	8,291	0
VA Benefits Advising & Referrals for Services	0.09	4,975	0	0.00	0	0	0.09	4,975	0
<b>Total</b>	<b>1.00</b>	<b>\$55,276</b>	<b>\$0</b>	<b>1.27</b>	<b>\$77,386</b>	<b>\$0</b>	<b>2.27</b>	<b>\$132,662</b>	<b>\$0</b>
								<b>All Funds</b>	<b>\$132,662</b>



Higher Education Veterans Service Act  
Fiscal Impact Survey for Fiscal Year 2017  
CCC - Wilbur Wright College

Person Completing 2017 Survey  
Name: Bryan Soske  
Email: btuikasoske@ccc.edu  
Phone: 7734818012

Coordinator of Veterans and Military Personnel Student Services:  
Name: Bryan Soske  
Email: btuikasoske@ccc.edu  
Phone: 7734818012

	2017 Actual Expenditures								
	Veterans Coordinator			Other Services			Total		
	Staff Years	Dollars		Staff Years	Dollars		Staff Years	Dollars	
		State	Other		State	Other		State	Other
Academic Counseling	0.03	\$1,658	\$0	0.82	\$53,161	\$0	0.85	\$54,819	\$0
Academic Support/Tutoring	0.02	1,106	0	0.30	7,500	0	0.32	8,606	0
Campus Social Events	0.03	1,658	0	0.06	2,700	0	0.09	4,358	0
Career Services	0.05	2,763	0	0.06	4,200	0	0.11	6,963	0
Counseling	0.02	1,106	0	0.06	2,580	0	0.08	3,686	0
Disability Services	0.02	1,106	0	0.06	3,000	0	0.08	4,106	0
Employment Assistance	0.03	1,658	0	0.00	0	0	0.03	1,658	0
Financial Aid Assistance Counseling	0.03	1,658	0	0.30	15,576	0	0.33	17,234	0
Health Services	0.02	1,106	0	0.00	0	0	0.02	1,106	0
Mentoring	0.02	1,106	0	0.00	0	0	0.02	1,106	0
Orientation	0.05	2,763	0	0.01	500	0	0.06	3,263	0
Tuition Assistance Counseling	0.02	1,106	0	0.03	1,430	0	0.05	2,536	0
Transition Assistance	0.35	19,345	0	0.00	0	0	0.35	19,345	0
Veterans Coordinator – Support Staff	0.00	0	0	0.00	0	0	0.00	0	0
Veteran Student Lounge or Designate Gathering Space	0.06	3,317	0	3.84	0	65,852	3.90	3,317	65,852
VA Work Study Supervision, VA Work Study, & VA Certifying Official	0.05	2,763	0	0.90	58,349	0	0.95	61,112	0
Vet Club Advising & Military Transcripts	0.05	2,763	0	0.06	1,840	0	0.11	4,603	0
Military Transcripts & VA Education Benefits	0.10	5,528	0	0.00	0	0	0.10	5,528	0
VA Education Benefits & Military Transcripts	0.05	2,763	0	0.00	0	0	0.05	2,763	0
<b>Total</b>	<b>1.00</b>	<b>\$55,273</b>	<b>\$0</b>	<b>6.50</b>	<b>\$150,836</b>	<b>\$65,852</b>	<b>7.50</b>	<b>\$206,109</b>	<b>\$65,852</b>
								<b>All Funds</b>	<b>\$271,961</b>

Higher Education Veterans Service Act  
 Fiscal Impact Survey for Fiscal Year 2017  
 College of DuPage

Person Completing 2017 Survey  
 Name: Jose Alferez  
 Email: alferezj@cod.edu  
 Phone: 6309422444

Coordinator of Veterans and Military Personnel Student Services:  
 Name: Jose Alferez  
 Email: alferezj@cod.edu  
 Phone: 6309422444

	2017 Actual Expenditures								
	Veterans Coordinator			Other Services			Total		
	Staff Years	Dollars		Staff Years	Dollars		Staff Years	Dollars	
		State	Other		State	Other		State	Other
Academic Counseling	0.00	\$0	\$0	0.18	\$ 864	\$22,982	0.18	\$ 864	\$22,982
Academic Support/Tutoring	0.00	0	0	0.18	864	22,982	0.18	864	22,982
Campus Social Events	0.00	0	0	0.13	171	4,548	0.13	171	4,548
Career Services	0.00	0	0	0.07	118	3,136	0.07	118	3,136
Counseling	0.00	0	0	0.18	864	22,982	0.18	864	22,982
Disability Services	0.00	0	0	0.17	344	9,152	0.17	344	9,152
Employment Assistance	0.00	0	0	0.07	118	3,136	0.07	118	3,136
Financial Aid Assistance Counseling	0.00	0	0	0.40	846	22,488	0.40	846	22,488
Health Services	0.00	0	0	0.00	0	0	0.00	0	0
Mentoring	0.00	0	0	1.50	2,615	69,552	1.50	2,615	69,552
Orientation	0.00	0	0	0.13	171	4,548	0.13	171	4,548
Tuition Assistance Counseling	0.00	0	0	1.50	2,615	69,552	1.50	2,615	69,552
Transition Assistance	0.00	0	0	1.50	2,615	69,552	1.50	2,615	69,552
Veterans Coordinator – Support Staff	0.00	0	0	1.50	2,615	69,552	1.50	2,615	69,552
Veteran Student Lounge or Designate Gathering Space	1.50	2,615	69,552	0.00	0	0	1.50	2,615	69,552
Coordinator Veterans & Military Personnel	0.00	0	0	0.00	0	0	0.00	0	0
<b>Total</b>	<b>1.50</b>	<b>\$2,615</b>	<b>\$69,552</b>	<b>7.51</b>	<b>\$14,820</b>	<b>\$394,162</b>	<b>9.01</b>	<b>\$17,435</b>	<b>\$463,714</b>
								<b>All Funds</b>	<b>\$481,149</b>

Higher Education Veterans Service Act  
 Fiscal Impact Survey for Fiscal Year 2017  
 College of Lake County

Person Completing 2017 Survey  
 Name: Joe Bochantin  
 Email: jbochantin@clcollinois.edu  
 Phone: 847.543.2293

Coordinator of Veterans and Military Personnel Student Services:  
 Name: Joe Bochantin  
 Email: jbochantin@clcollinois.edu  
 Phone: 847.543.2293

	2017 Actual Expenditures								
	Veterans Coordinator			Other Services			Total		
	Staff Years	Dollars		Staff Years	Dollars		Staff Years	Dollars	
		State	Other		State	Other		State	Other
Academic Counseling	0.15	\$ 395	\$6,657	0.33	\$ 966	\$16,278	0.48	\$1,361	\$22,935
Academic Support/Tutoring	0.03	79	1,331	0.38	1,150	19,386	0.41	1,229	20,717
Campus Social Events	0.20	527	8,876	0.06	315	5,307	0.26	842	14,183
Career Services	0.00	0	0	0.18	501	8,441	0.18	501	8,441
Counseling	0.07	184	3,107	0.73	2,854	48,104	0.80	3,038	51,211
Disability Services	0.03	79	1,331	0.20	544	9,165	0.23	623	10,496
Employment Assistance	0.01	26	444	0.00	0	0	0.01	26	444
Financial Aid Assistance Counseling	0.25	658	11,095	0.41	1,134	19,116	0.66	1,792	30,211
Health Services	0.01	26	444	0.08	252	4,250	0.09	278	4,694
Mentoring	0.05	132	2,219	0.08	268	4,517	0.13	400	6,736
Orientation	0.00	0	0	0.00	0	0	0.00	0	0
Tuition Assistance Counseling	0.10	263	4,438	0.07	176	2,970	0.17	439	7,408
Transition Assistance	0.10	263	4,438	0.00	0	0	0.10	263	4,438
Veterans Coordinator – Support Staff	0.00	0	0	0.00	0	0	0.00	0	0
Veteran Student Lounge or Designate Gathering Space	0.00	0	0	0.00	0	0	0.00	0	0
<b>Total</b>	<b>1.00</b>	<b>\$2,632</b>	<b>\$44,380</b>	<b>2.52</b>	<b>\$8,160</b>	<b>\$137,534</b>	<b>3.52</b>	<b>\$10,792</b>	<b>\$181,914</b>
								<b>All Funds</b>	<b>\$192,706</b>

Higher Education Veterans Service Act  
 Fiscal Impact Survey for Fiscal Year 2017  
 Danville Area Community College

Person Completing 2017 Survey  
 Name: Janet Ingargiola  
 Email: jingarg@dacc.edu  
 Phone: 2174438760

Coordinator of Veterans and Military Personnel Student Services:  
 Name: Janet Ingargiola  
 Email: jingarg@dacc.edu  
 Phone: 2174438760

	2017 Actual Expenditures								
	Veterans Coordinator			Other Services			Total		
	Staff Years	Dollars		Staff Years	Dollars		Staff Years	Dollars	
		State	Other		State	Other		State	Other
Academic Counseling	0.00	\$0	\$0	0.06	\$4,377	\$17,509	0.06	\$4,377	\$17,509
Academic Support/Tutoring	0.00	0	0	0.03	222	890	0.03	222	890
Campus Social Events	0.00	0	0	0.01	59	234	0.01	59	234
Career Services	0.00	0	0	0.03	887	3,550	0.03	887	3,550
Counseling	0.00	0	0	0.03	1,876	7,503	0.03	1,876	7,503
Disability Services	0.00	0	0	0.07	0	23,196	0.07	0	23,196
Employment Assistance	0.00	0	0	0.03	887	3,550	0.03	887	3,550
Financial Aid Assistance Counseling	0.00	0	0	0.19	3,961	15,848	0.19	3,961	15,848
Health Services	0.00	0	0	0.00	0	0	0.00	0	0
Mentoring	0.00	0	0	0.02	234	938	0.02	234	938
Orientation	0.00	0	0	0.12	222	890	0.12	222	890
Tuition Assistance Counseling	0.00	0	0	0.00	0	0	0.00	0	0
Transition Assistance	0.00	0	0	0.00	0	0	0.00	0	0
Veterans Coordinator – Support Staff	0.00	0	0	0.50	3,120	11,880	0.50	3,120	11,880
Veteran Student Lounge or Designate Gathering Space	0.00	0	0	0.05	260	1,040	0.05	260	1,040
Coordinator of Veterans and Military Personnel Student Ed Services	0.10	1,126	5,492	0.00	0	0	0.10	1,126	5,492
<b>Total</b>	<b>0.10</b>	<b>\$1,126</b>	<b>\$5,492</b>	<b>1.14</b>	<b>\$16,105</b>	<b>\$87,028</b>	<b>1.24</b>	<b>\$17,231</b>	<b>\$92,520</b>
								<b>All Funds</b>	<b>\$109,751</b>

Higher Education Veterans Service Act  
 Fiscal Impact Survey for Fiscal Year 2017  
 Elgin Community College

Person Completing 2017 Survey  
 Name: Kimberly Wagner  
 Email: Kwagner@elgin.edu  
 Phone: 847-214-7124

Coordinator of Veterans and Military Personnel  
 Student Services:  
 Name: Anitra King  
 Email: Aking@elgin.edu  
 Phone: 847-214-7531

	2017 Actual Expenditures								
	Veterans Coordinator			Other Services			Total		
	Staff Years	Dollars		Staff Years	Dollars		Staff Years	Dollars	
		State	Other		State	Other		State	Other
Academic Counseling	0.50	\$31,525	\$0	0.00	\$0	\$0	0.50	\$31,525	\$0
Academic Support/Tutoring	0.50	6,927	0	0.00	0	0	0.50	6,927	0
Campus Social Events	0.20	726	0	0.00	0	0	0.20	726	0
Career Services	0.50	36,132	0	0.00	0	0	0.50	36,132	0
Counseling	0.30	31,525	0	0.00	0	0	0.30	31,525	0
Disability Services	0.06	4,181	0	0.00	0	0	0.06	4,181	0
Employment Assistance	0.50	36,855	0	0.00	0	0	0.50	36,855	0
Financial Aid Assistance Counseling	1.00	47,965	0	1.00	47,965	0	2.00	95,930	0
Health Services	0.00	0	0	0.00	0	0	0.00	0	0
Mentoring	0.00	0	0	0.00	0	0	0.00	0	0
Orientation	0.10	5,182	0	0.00	0	0	0.10	5,182	0
Tuition Assistance Counseling	1.00	47,965	0	0.00	0	0	1.00	47,965	0
Transition Assistance	0.05	2,268	0	0.00	0	0	0.05	2,268	0
Veterans Coordinator – Support Staff	0.00	0	0	1.00	77,751	0	1.00	77,751	0
Veteran Student Lounge or Designate Gathering Space	0.00	5,902	0	0.00	0	0	0.00	5,902	0
Veterans Summit, Veteran Resource Center, Veteran Fair, & Veteran Events	0.00	370	0	0.25	860	0	0.25	1,230	0
Veterans Newsletter	0.00	35	0	0.00	0	0	0.00	35	0
<b>Total</b>	<b>4.71</b>	<b>\$257,558</b>	<b>\$0</b>	<b>2.25</b>	<b>\$126,576</b>	<b>\$0</b>	<b>6.96</b>	<b>\$384,134</b>	<b>\$0</b>
								<b>All Funds</b>	<b>\$384,134</b>

Higher Education Veterans Service Act  
 Fiscal Impact Survey for Fiscal Year 2017  
 Harper College

Person Completing 2017 Survey  
 Name: Laura McGee  
 Email: lmcgee@harpercollege.edu  
 Phone: 847-925-6686

Coordinator of Veterans and Military Personnel Student Services:  
 Name: Courtney Friedlund  
 Email: cfriedlu@harpercollege.edu  
 Phone: 847-925-6821

	2017 Actual Expenditures								
	Veterans Coordinator			Other Services			Total		
	Staff Years	Dollars		Staff Years	Dollars		Staff Years	Dollars	
		State	Other		State	Other		State	Other
Academic Counseling	0.43	\$0	\$32,997	0.00	\$0	\$0	0.43	\$0	\$32,997
Academic Support/Tutoring	0.38	0	11,460	0.00	0	0	0.38	0	11,460
Campus Social Events	0.12	0	8,215	0.00	0	0	0.12	0	8,215
Career Services	0.11	0	8,399	0.00	0	0	0.11	0	8,399
Counseling	0.06	0	4,457	0.00	0	0	0.06	0	4,457
Disability Services	0.23	811	21,789	0.00	0	0	0.23	811	21,789
Employment Assistance	0.25	0	4,521	0.00	0	0	0.25	0	4,521
Financial Aid Assistance Counseling	2.00	0	20,475	0.00	0	0	2.00	0	20,475
Health Services	4.62	0	18,424	0.00	0	0	4.62	0	18,424
Mentoring	0.00	0	0	0.00	0	0	0.00	0	0
Orientation	0.25	0	15,048	0.00	0	0	0.25	0	15,048
Tuition Assistance Counseling	0.00	0	0	0.00	0	0	0.00	0	0
Transition Assistance	0.00	0	0	0.00	0	0	0.00	0	0
Veterans Coordinator – Support Staff	0.00	0	0	0.00	0	0	0.00	0	0
Veteran Student Lounge or Designate Gathering Space	0.43	0	8,419	0.00	0	0	0.43	0	8,419
Admissions Outreach	0.10	0	5,100	0.00	0	0	0.10	0	5,100
<b>Total</b>	<b>8.98</b>	<b>\$ 811</b>	<b>\$159,304</b>	<b>0.00</b>	<b>\$0</b>	<b>\$0</b>	<b>8.98</b>	<b>\$ 811</b>	<b>\$159,304</b>
								<b>All Funds</b>	<b>\$160,115</b>

Higher Education Veterans Service Act  
 Fiscal Impact Survey for Fiscal Year 2017  
 Heartland Community College

Person Completing 2017 Survey  
 Name: Todd Burns  
 Email: todd.burns@heartland.edu  
 Phone: 3092688051

Coordinator of Veterans and Military Personnel Student Services:  
 Name: Ashley Westerhold  
 Email: ashley.westerhold@heartland.edu  
 Phone: 3092688021

	2017 Actual Expenditures								
	Veterans Coordinator			Other Services			Total		
	Staff Years	Dollars		Staff Years	Dollars		Staff Years	Dollars	
		State	Other		State	Other		State	Other
Academic Counseling	0.10	\$1,150	\$3,850	0.04	\$0	\$28,368	0.14	\$1,150	\$32,218
Academic Support/Tutoring	0.00	0	0	0.01	230	777	0.01	230	777
Campus Social Events	0.00	0	0	0.05	388	1,300	0.05	388	1,300
Career Services	0.00	0	0	0.00	0	0	0.00	0	0
Counseling	0.00	0	0	0.02	544	1,823	0.02	544	1,823
Disability Services	0.00	0	0	0.00	0	0	0.00	0	0
Employment Assistance	0.00	0	0	0.00	0	0	0.00	0	0
Financial Aid Assistance Counseling	0.05	724	2,425	0.03	1,821	4,684	0.08	2,545	7,109
Health Services	0.00	0	0	0.00	0	0	0.00	0	0
Mentoring	0.00	0	0	0.01	0	452	0.01	0	452
Orientation	0.00	0	0	0.03	0	1,287	0.03	0	1,287
Tuition Assistance Counseling	0.20	2,760	9,240	0.10	0	2,148	0.30	2,760	11,388
Transition Assistance	0.00	0	0	0.00	0	0	0.00	0	0
Veterans Coordinator – Support Staff	0.00	0	0	0.20	0	1,155	0.20	0	1,155
Veteran Student Lounge or Designate Gathering Space	0.05	724	2,425	1.60	0	18,600	1.65	724	21,025
<b>Total</b>	<b>0.40</b>	<b>\$5,358</b>	<b>\$17,940</b>	<b>2.09</b>	<b>\$2,983</b>	<b>\$60,594</b>	<b>2.49</b>	<b>\$8,341</b>	<b>\$78,534</b>
								<b>All Funds</b>	<b>\$86,875</b>

Higher Education Veterans Service Act  
 Fiscal Impact Survey for Fiscal Year 2017  
 Highland Community College

Person Completing 2017 Survey  
 Name: Liz Gerber  
 Email: Liz.Gerber@highland.edu  
 Phone: 815-599-3531

Coordinator of Veterans and Military Personnel Student Services:  
 Name: Vicki Schulz  
 Email: Vicki.Schulz@highland.edu  
 Phone: 815-599-3664

	2017 Actual Expenditures								
	Veterans Coordinator			Other Services			Total		
	Staff Years	Dollars		Staff Years	Dollars		Staff Years	Dollars	
		State	Other		State	Other		State	Other
Academic Counseling	0.08	\$ 650	\$4,764	0.10	\$ 819	\$6,009	0.18	\$1,469	\$10,773
Academic Support/Tutoring	0.00	0	0	0.03	66	480	0.03	66	480
Campus Social Events	0.00	0	0	0.00	0	0	0.00	0	0
Career Services	0.00	0	0	0.00	0	0	0.00	0	0
Counseling	0.00	0	0	0.00	0	0	0.00	0	0
Disability Services	0.00	0	0	0.10	734	5,382	0.10	734	5,382
Employment Assistance	0.00	0	0	0.00	0	0	0.00	0	0
Financial Aid Assistance Counseling	0.00	0	0	0.15	884	6,748	0.15	884	6,748
Health Services	0.00	0	0	0.00	0	0	0.00	0	0
Mentoring	0.00	0	0	0.00	0	0	0.00	0	0
Orientation	0.00	0	0	0.02	39	288	0.02	39	288
Tuition Assistance Counseling	0.00	0	0	0.00	0	0	0.00	0	0
Transition Assistance	0.00	0	0	0.01	77	564	0.01	77	564
Veterans Coordinator – Support Staff	0.00	0	0	0.00	0	0	0.00	0	0
Veteran Student Lounge or Designate Gathering Space	0.00	0	0	0.00	0	0	0.00	0	0
Veterans Coordinator, Advocacy and Outreach Activities, & Student Support Services TRIO	0.02	162	1,191	0.07	0	4,756	0.09	162	5,947
<b>Total</b>	<b>0.10</b>	<b>\$ 812</b>	<b>\$5,955</b>	<b>0.48</b>	<b>\$2,619</b>	<b>\$24,227</b>	<b>0.58</b>	<b>\$3,431</b>	<b>\$30,182</b>
								<b>All Funds</b>	<b>\$33,613</b>



Higher Education Veterans Service Act  
 Fiscal Impact Survey for Fiscal Year 2017  
 Illinois Central College

Person Completing 2017 Survey  
 Name: Marie Marcotte  
 Email: marie.marcotte@icc.edu  
 Phone: 309.694.5565

Coordinator of Veterans and Military Personnel Student Services:  
 Name: Marie Marcotte  
 Email: marie.marcotte@icc.edu  
 Phone: 309.694.5565

	2017 Actual Expenditures								
	Veterans Coordinator			Other Services			Total		
	Staff Years	Dollars		Staff Years	Dollars		Staff Years	Dollars	
		State	Other		State	Other		State	Other
Academic Counseling	0.50	\$0	\$6,000	0.00	\$0	\$0	0.50	\$0	\$6,000
Academic Support/Tutoring	0.00	0	0	0.00	0	0	0.00	0	0
Campus Social Events	0.00	0	0	0.00	0	0	0.00	0	0
Career Services	0.00	0	0	0.00	0	0	0.00	0	0
Counseling	0.00	0	0	0.00	0	0	0.00	0	0
Disability Services	0.00	0	0	0.00	0	0	0.00	0	0
Employment Assistance	0.00	0	0	0.00	0	0	0.00	0	0
Financial Aid Assistance Counseling	0.25	0	3,000	0.00	0	0	0.25	0	3,000
Health Services	0.00	0	0	0.00	0	0	0.00	0	0
Mentoring	0.00	0	0	0.00	0	0	0.00	0	0
Orientation	0.00	0	0	0.00	0	0	0.00	0	0
Tuition Assistance Counseling	0.00	0	0	0.00	0	0	0.00	0	0
Transition Assistance	0.00	0	0	0.00	0	0	0.00	0	0
Veterans Coordinator – Support Staff	0.00	0	0	1.00	0	0	1.00	0	0
Veteran Student Lounge or Designate Gathering Space	0.25	0	3,000	0.00	0	0	0.25	0	3,000
<b>Total</b>	<b>1.00</b>	<b>\$0</b>	<b>\$12,000</b>	<b>1.00</b>	<b>\$0</b>	<b>\$0</b>	<b>2.00</b>	<b>\$0</b>	<b>\$12,000</b>
								<b>All Funds</b>	<b>\$12,000</b>

Higher Education Veterans Service Act  
 Fiscal Impact Survey for Fiscal Year 2017  
 Illinois Eastern - Frontier

Person Completing 2017 Survey

Name: Lori Noe  
 Email: noel@iecc.edu  
 Phone: 6188423711

Coordinator of Veterans and Military Personnel Student Services:

Name: Lori Noe  
 Email: noel@iecc.edu  
 Phone: 6188423711

	2017 Actual Expenditures								
	Veterans Coordinator			Other Services			Total		
	Staff Years	Dollars		Staff Years	Dollars		Staff Years	Dollars	
		State	Other		State	Other		State	Other
Academic Counseling	0.00	\$0	\$0	0.06	\$0	\$1,810	0.06	\$0	\$1,810
Academic Support/Tutoring	0.00	0	0	0.00	0	0	0.00	0	0
Campus Social Events	0.00	0	0	0.00	0	0	0.00	0	0
Career Services	0.00	0	0	0.00	0	0	0.00	0	0
Counseling	0.00	0	0	0.00	0	0	0.00	0	0
Disability Services	0.00	0	0	0.00	0	0	0.00	0	0
Employment Assistance	0.00	0	0	0.00	0	0	0.00	0	0
Financial Aid Assistance Counseling	0.05	0	1,625	0.00	0	0	0.05	0	1,625
Health Services	0.00	0	0	0.00	0	0	0.00	0	0
Mentoring	0.00	0	0	0.00	0	0	0.00	0	0
Orientation	0.00	0	0	0.00	0	0	0.00	0	0
Tuition Assistance Counseling	0.00	0	0	0.03	0	965	0.03	0	965
Transition Assistance	0.00	0	0	0.00	0	0	0.00	0	0
Veterans Coordinator – Support Staff	0.00	0	0	0.03	0	965	0.03	0	965
Veteran Student Lounge or Designate Gathering Space	0.00	0	0	0.00	0	0	0.00	0	0
<b>Total</b>	<b>0.05</b>	<b>\$0</b>	<b>\$1,625</b>	<b>0.12</b>	<b>\$0</b>	<b>\$3,740</b>	<b>0.17</b>	<b>\$0</b>	<b>\$5,365</b>
								<b>All Funds</b>	<b>\$5,365</b>

Higher Education Veterans Service Act  
 Fiscal Impact Survey for Fiscal Year 2017  
 Illinois Eastern - Lincoln Trail

Person Completing 2017 Survey  
 Name: Destiny Stambaugh  
 Email: stambaughd@iecc.edu  
 Phone: 618-544-8657 ex. 1150

Coordinator of Veterans and Military Personnel Student Services:  
 Name: DESTINY STAMBAUGH  
 Email: STAMBAUGH@IECC.EDU  
 Phone: 618-544-8657 EX1150

	2017 Actual Expenditures								
	Veterans Coordinator			Other Services			Total		
	Staff Years	Dollars		Staff Years	Dollars		Staff Years	Dollars	
		State	Other		State	Other		State	Other
Academic Counseling	0.00	\$0	\$0	0.00	\$ 405	\$2,009	0.00	\$ 405	\$2,009
Academic Support/Tutoring	0.00	0	0	0.00	504	1,761	0.00	504	1,761
Campus Social Events	0.00	0	0	0.00	0	48	0.00	0	48
Career Services	0.00	0	0	0.00	0	0	0.00	0	0
Counseling	0.00	0	0	0.00	0	0	0.00	0	0
Disability Services	0.00	0	0	0.00	0	0	0.00	0	0
Employment Assistance	0.00	0	0	0.00	148	37	0.00	148	37
Financial Aid Assistance Counseling	0.10	0	1,110	0.00	73	2,989	0.10	73	4,099
Health Services	0.00	0	0	0.00	0	0	0.00	0	0
Mentoring	0.00	0	0	0.00	0	0	0.00	0	0
Orientation	0.00	0	0	0.00	0	0	0.00	0	0
Tuition Assistance Counseling	0.00	0	0	0.00	0	0	0.00	0	0
Transition Assistance	0.00	0	0	0.00	0	0	0.00	0	0
Veterans Coordinator – Support Staff	0.00	0	0	0.00	0	955	0.00	0	955
Veteran Student Lounge or Designate Gathering Space	0.00	0	0	0.00	0	0	0.00	0	0
<b>Total</b>	<b>0.10</b>	<b>\$0</b>	<b>\$1,110</b>	<b>0.00</b>	<b>\$1,130</b>	<b>\$7,799</b>	<b>0.10</b>	<b>\$1,130</b>	<b>\$8,909</b>
							<b>All Funds</b>		<b>\$10,039</b>

Higher Education Veterans Service Act  
 Fiscal Impact Survey for Fiscal Year 2017  
 Illinois Eastern - Olney Central

Person Completing 2017 Survey  
 Name: Andrea Puckett  
 Email: pucketta@iecc.edu  
 Phone: 618-395-7777

Coordinator of Veterans and Military Personnel Student Services:  
 Name: Andrea Puckett  
 Email: pucketta@iecc.edu  
 Phone: 618-395-7777

	2017 Actual Expenditures								
	Veterans Coordinator			Other Services			Total		
	Staff Years	Dollars		Staff Years	Dollars		Staff Years	Dollars	
		State	Other		State	Other		State	Other
Academic Counseling	0.00	\$0	\$0	0.40	\$0	\$2,690	0.40	\$0	\$2,690
Academic Support/Tutoring	0.00	0	0	0.15	0	2,100	0.15	0	2,100
Campus Social Events	0.00	0	0	0.15	0	440	0.15	0	440
Career Services	0.00	0	0	0.35	0	2,100	0.35	0	2,100
Counseling	0.20	0	4,100	0.30	0	4,300	0.50	0	8,400
Disability Services	0.00	0	0	0.00	0	0	0.00	0	0
Employment Assistance	0.00	0	0	0.18	0	1,100	0.18	0	1,100
Financial Aid Assistance Counseling	0.59	0	6,300	0.00	0	0	0.59	0	6,300
Health Services	0.00	0	0	0.00	0	0	0.00	0	0
Mentoring	0.00	0	0	0.00	0	0	0.00	0	0
Orientation	0.00	0	0	0.00	0	0	0.00	0	0
Tuition Assistance Counseling	0.00	0	0	0.00	0	0	0.00	0	0
Transition Assistance	0.12	0	3,419	0.00	0	0	0.12	0	3,419
Veterans Coordinator – Support Staff	0.00	0	0	0.40	0	4,900	0.40	0	4,900
Veteran Student Lounge or Designate Gathering Space	0.00	0	0	0.00	0	0	0.00	0	0
<b>Total</b>	<b>0.91</b>	<b>\$0</b>	<b>\$13,819</b>	<b>1.93</b>	<b>\$0</b>	<b>\$17,630</b>	<b>2.84</b>	<b>\$0</b>	<b>\$31,449</b>
								<b>All Funds</b>	<b>\$31,449</b>

Higher Education Veterans Service Act  
 Fiscal Impact Survey for Fiscal Year 2017  
 Illinois Eastern - Wabash Valley

Person Completing 2017 Survey

Name: Jane Owen  
 Email: owenj@iecc.edu  
 Phone: 618-262-8641

Coordinator of Veterans and Military Personnel Student Services:

Name: Jane Owen  
 Email: owenj@iecc.edu  
 Phone: 618-262-8641

	2017 Actual Expenditures								
	Veterans Coordinator			Other Services			Total		
	Staff Years	Dollars		Staff Years	Dollars		Staff Years	Dollars	
		State	Other		State	Other		State	Other
Academic Counseling	0.25	\$0	\$ 300	0.25	\$0	\$ 300	0.50	\$0	\$ 600
Academic Support/Tutoring	0.30	0	210	0.30	0	210	0.60	0	420
Campus Social Events	0.00	0	0	0.00	0	0	0.00	0	0
Career Services	0.00	0	0	0.00	0	0	0.00	0	0
Counseling	0.00	0	0	0.00	0	0	0.00	0	0
Disability Services	0.00	0	0	0.00	0	0	0.00	0	0
Employment Assistance	0.00	0	0	0.00	0	0	0.00	0	0
Financial Aid Assistance Counseling	0.50	0	400	0.50	0	400	1.00	0	800
Health Services	0.00	0	0	0.00	0	0	0.00	0	0
Mentoring	0.00	0	0	0.00	0	0	0.00	0	0
Orientation	0.00	0	0	0.00	0	0	0.00	0	0
Tuition Assistance Counseling	0.00	0	0	0.00	0	0	0.00	0	0
Transition Assistance	0.00	0	0	0.00	0	0	0.00	0	0
Veterans Coordinator – Support Staff	0.00	0	0	0.00	0	0	0.00	0	0
Veteran Student Lounge or Designate Gathering Space	0.00	0	0	0.00	0	0	0.00	0	0
<b>Total</b>	<b>1.05</b>	<b>\$0</b>	<b>\$ 910</b>	<b>1.05</b>	<b>\$0</b>	<b>\$ 910</b>	<b>2.10</b>	<b>\$0</b>	<b>\$1,820</b>
							<b>All Funds</b>		<b>\$1,820</b>

Higher Education Veterans Service Act  
 Fiscal Impact Survey for Fiscal Year 2017  
 Illinois Valley Community College

Person Completing 2017 Survey  
 Name: Patricia Williamson  
 Email: patty\_williamson@ivcc.edu  
 Phone: 815-224-0440

Coordinator of Veterans and Military Personnel  
 Student Services:  
 Name: Ida Brown  
 Email: ida\_brown@ivcc.edu  
 Phone: 815-224-0200

	2017 Actual Expenditures								
	Veterans Coordinator			Other Services			Total		
	Staff Years	Dollars		Staff Years	Dollars		Staff Years	Dollars	
		State	Other		State	Other		State	Other
Academic Counseling	0.00	\$0	\$0	0.25	\$3,012	\$23,412	0.25	\$3,012	\$23,412
Academic Support/Tutoring	0.00	0	0	1.25	258	2,012	1.25	258	2,012
Campus Social Events	0.00	0	0	0.13	111	859	0.13	111	859
Career Services	0.00	0	0	0.30	112	869	0.30	112	869
Counseling	0.10	766	6,200	0.13	1,502	11,947	0.23	2,268	18,147
Disability Services	0.00	0	0	0.20	282	2,602	0.20	282	2,602
Employment Assistance	0.00	0	0	0.00	0	0	0.00	0	0
Financial Aid Assistance Counseling	0.10	766	6,200	0.33	2,346	18,240	0.43	3,112	24,440
Health Services	0.00	0	0	0.00	0	0	0.00	0	0
Mentoring	0.00	0	0	0.00	0	0	0.00	0	0
Orientation	0.00	0	0	0.00	0	0	0.00	0	0
Tuition Assistance Counseling	0.00	0	0	0.00	0	0	0.00	0	0
Transition Assistance	0.00	0	0	0.00	0	0	0.00	0	0
Veterans Coordinator – Support Staff	0.00	0	0	0.13	867	6,740	0.13	867	6,740
Veteran Student Lounge or Designate Gathering Space	0.00	0	0	0.00	0	0	0.00	0	0
<b>Total</b>	<b>0.20</b>	<b>\$1,532</b>	<b>\$12,400</b>	<b>2.72</b>	<b>\$8,490</b>	<b>\$66,681</b>	<b>2.92</b>	<b>\$10,022</b>	<b>\$79,081</b>
							<b>All Funds</b>	<b>\$89,103</b>	

Higher Education Veterans Service Act  
Fiscal Impact Survey for Fiscal Year 2017  
John A. Logan College

Person Completing 2017 Survey  
Name: Tina Griffiths  
Email: tinagriffiths@jalc.edu  
Phone: 6189852828

Coordinator of Veterans and Military Personnel Student Services:  
Name: Tina Louise Griffiths  
Email: tinagriffiths@jalc.edu  
Phone: 6189852828 EXT 8385

	2017 Actual Expenditures								
	Veterans Coordinator			Other Services			Total		
	Staff Years	Dollars		Staff Years	Dollars		Staff Years	Dollars	
		State	Other		State	Other		State	Other
Academic Counseling	0.23	\$6,582	\$0	0.60	\$20,119	\$0	0.83	\$26,701	\$0
Academic Support/Tutoring	0.00	0	0	0.00	0	0	0.00	0	0
Campus Social Events	0.00	0	0	0.00	0	0	0.00	0	0
Career Services	0.00	0	0	0.04	1,421	0	0.04	1,421	0
Counseling	0.15	4,293	0	0.02	88	0	0.17	4,381	0
Disability Services	0.00	0	0	0.04	0	0	0.04	0	0
Employment Assistance	0.00	0	0	0.04	4,702	0	0.04	4,702	0
Financial Aid Assistance Counseling	0.00	0	0	0.00	0	0	0.00	0	0
Health Services	0.00	0	0	0.00	0	0	0.00	0	0
Mentoring	0.04	1,145	0	0.03	10,059	0	0.07	11,204	0
Orientation	0.04	1,145	0	0.00	0	0	0.04	1,145	0
Tuition Assistance Counseling	0.50	14,309	0	0.00	0	0	0.50	14,309	0
Transition Assistance	0.04	1,145	0	0.00	0	0	0.04	1,145	0
Veterans Coordinator – Support Staff	0.00	0	0	1.00	29,203	0	1.00	29,203	0
Veteran Student Lounge or Designate Gathering Space	0.00	0	0	0.00	0	0	0.00	0	0
Student Worker - B. Hopson	0.00	0	0	0.63	0	3,391	0.63	0	3,391
Student Worker - B. Aaron	0.00	0	0	0.63	0	8,335	0.63	0	8,335
Student Worker- J. Moore	0.00	0	0	0.63	0	5,026	0.63	0	5,026
Student Worker- C. Maynor	0.00	0	0	0.63	0	2,995	0.63	0	2,995
<b>Total</b>	<b>1.00</b>	<b>\$28,619</b>	<b>\$0</b>	<b>4.29</b>	<b>\$65,592</b>	<b>\$19,747</b>	<b>5.29</b>	<b>\$94,211</b>	<b>\$19,747</b>
								<b>All Funds</b>	<b>\$113,958</b>

Higher Education Veterans Service Act  
 Fiscal Impact Survey for Fiscal Year 2017  
 John Wood Community College

Person Completing 2017 Survey  
 Name: Cathy Myers  
 Email: cmyers@jwcc.edu  
 Phone: 217-641-4112

Coordinator of Veterans and Military Personnel Student Services:  
 Name: Lisa Snodgrass  
 Email: lsnodgrass@jwcc.edu  
 Phone: 217-641-4330

	2017 Actual Expenditures								
	Veterans Coordinator			Other Services			Total		
	Staff Years	Dollars		Staff Years	Dollars		Staff Years	Dollars	
		State	Other		State	Other		State	Other
Academic Counseling	0.05	\$0	\$2,166	0.06	\$0	\$2,220	0.11	\$0	\$4,386
Academic Support/Tutoring	0.00	0	0	0.00	0	0	0.00	0	0
Campus Social Events	0.01	0	433	0.04	0	1,644	0.05	0	2,077
Career Services	0.00	0	0	0.04	0	1,798	0.04	0	1,798
Counseling	0.00	0	0	0.04	0	1,480	0.04	0	1,480
Disability Services	0.00	0	0	0.00	0	0	0.00	0	0
Employment Assistance	0.00	0	0	0.00	0	0	0.00	0	0
Financial Aid Assistance Counseling	0.05	0	2,166	0.12	0	5,946	0.17	0	8,112
Health Services	0.00	0	0	0.00	0	0	0.00	0	0
Mentoring	0.00	0	0	0.00	0	0	0.00	0	0
Orientation	0.00	0	0	0.04	0	2,188	0.04	0	2,188
Tuition Assistance Counseling	0.05	0	2,166	0.00	0	0	0.05	0	2,166
Transition Assistance	0.02	0	867	0.00	0	0	0.02	0	867
Veterans Coordinator – Support Staff	0.00	0	0	0.00	0	0	0.00	0	0
Veteran Student Lounge or Designate Gathering Space	0.02	0	867	0.00	0	0	0.02	0	867
VA Reporting & Tracking Requirements	0.10	0	4,333	0.00	0	0	0.10	0	4,333
<b>Total</b>	<b>0.30</b>	<b>\$0</b>	<b>\$12,998</b>	<b>0.34</b>	<b>\$0</b>	<b>\$15,276</b>	<b>0.64</b>	<b>\$0</b>	<b>\$28,274</b>
								<b>All Funds</b>	<b>\$28,274</b>



Higher Education Veterans Service Act  
Fiscal Impact Survey for Fiscal Year 2017  
Joliet Junior College

Person Completing 2017 Survey

Name: Cheryl Hlavac  
Email: chlavac@jjc.edu  
Phone: 815-280-2623

Coordinator of Veterans and Military Personnel Student Services:

Name: Cheryl Hlavac  
Email: chlavac@jjc.edu  
Phone: 815-280-2623

	2017 Actual Expenditures								
	Veterans Coordinator			Other Services			Total		
	Staff Years	Dollars		Staff Years	Dollars		Staff Years	Dollars	
		State	Other		State	Other		State	Other
Academic Counseling	0.00	\$0	\$0	0.31	\$0	\$37,726	0.31	\$0	\$37,726
Academic Support/Tutoring	0.00	0	0	0.21	0	12,728	0.21	0	12,728
Campus Social Events	0.00	0	0	0.06	0	5,385	0.06	0	5,385
Career Services	0.00	0	0	0.09	0	7,317	0.09	0	7,317
Counseling	0.00	0	0	0.00	0	0	0.00	0	0
Disability Services	0.00	0	0	0.40	0	10,110	0.40	0	10,110
Employment Assistance	0.00	0	0	0.00	0	0	0.00	0	0
Financial Aid Assistance Counseling	0.00	0	0	0.31	0	25,010	0.31	0	25,010
Health Services	0.00	0	0	0.00	0	0	0.00	0	0
Mentoring	0.00	0	0	0.00	0	0	0.00	0	0
Orientation	0.00	0	0	0.00	0	0	0.00	0	0
Tuition Assistance Counseling	0.00	0	0	0.00	0	0	0.00	0	0
Transition Assistance	0.00	0	0	0.00	0	0	0.00	0	0
Veterans Coordinator – Support Staff	0.00	0	0	0.50	0	15,000	0.50	0	15,000
Veteran Student Lounge or Designate Gathering Space	0.00	0	0	0.00	0	0	0.00	0	0
Veterans Coordinator	1.00	0	60,000	0.00	0	0	1.00	0	60,000
<b>Total</b>	<b>1.00</b>	<b>\$0</b>	<b>\$60,000</b>	<b>1.88</b>	<b>\$0</b>	<b>\$113,276</b>	<b>2.88</b>	<b>\$0</b>	<b>\$173,276</b>
								<b>All Funds</b>	<b>\$173,276</b>

Higher Education Veterans Service Act  
 Fiscal Impact Survey for Fiscal Year 2017  
 Kankakee Community College

Person Completing 2017 Survey  
 Name: Kendra Souligne  
 Email: ksouligne@kcc.edu  
 Phone: 8158028556

Coordinator of Veterans and Military Personnel Student Services:  
 Name: Kendra Souligne  
 Email: ksouligne@kcc.edu  
 Phone: 8158028556

	2017 Actual Expenditures								
	Veterans Coordinator			Other Services			Total		
	Staff Years	Dollars		Staff Years	Dollars		Staff Years	Dollars	
		State	Other		State	Other		State	Other
Academic Counseling	0.00	\$0	\$0	0.10	\$12,854	\$25,709	0.10	\$12,854	\$25,709
Academic Support/Tutoring	0.00	0	0	0.08	1,890	3,780	0.08	1,890	3,780
Campus Social Events	0.00	0	0	0.08	1,066	2,133	0.08	1,066	2,133
Career Services	0.00	0	0	0.20	5,967	11,935	0.20	5,967	11,935
Counseling	0.00	0	0	0.08	1,890	3,780	0.08	1,890	3,780
Disability Services	0.00	0	0	0.08	1,409	2,818	0.08	1,409	2,818
Employment Assistance	0.00	0	0	0.10	1,333	2,666	0.10	1,333	2,666
Financial Aid Assistance Counseling	0.50	13,641	27,282	0.30	6,161	12,322	0.80	19,802	39,604
Health Services	0.00	0	0	0.00	0	0	0.00	0	0
Mentoring	0.00	0	0	0.00	0	0	0.00	0	0
Orientation	0.00	0	0	0.08	1,171	2,342	0.08	1,171	2,342
Tuition Assistance Counseling	0.00	0	0	0.00	0	0	0.00	0	0
Transition Assistance	0.00	0	0	0.00	0	0	0.00	0	0
Veterans Coordinator – Support Staff	0.00	0	0	0.30	5,456	10,912	0.30	5,456	10,912
Veteran Student Lounge or Designate Gathering Space	0.50	0	0	0.00	0	0	0.50	0	0
<b>Total</b>	<b>1.00</b>	<b>\$13,641</b>	<b>\$27,282</b>	<b>1.40</b>	<b>\$39,197</b>	<b>\$78,397</b>	<b>2.40</b>	<b>\$52,838</b>	<b>\$105,679</b>
								<b>All Funds</b>	<b>\$158,517</b>

Higher Education Veterans Service Act  
Fiscal Impact Survey for Fiscal Year 2017  
Kaskaskia College

Person Completing 2017 Survey  
Name: Carrie Hancock  
Email: chancock@kaskaskia.edu  
Phone: 618-545-3075

Coordinator of Veterans and Military Personnel Student Services:  
Name: Carrie Hancock  
Email: chancock@kaskaskia.edu  
Phone: 618-545-3075

	2017 Actual Expenditures								
	Veterans Coordinator			Other Services			Total		
	Staff Years	Dollars		Staff Years	Dollars		Staff Years	Dollars	
		State	Other		State	Other		State	Other
Academic Counseling	0.30	\$11,250	\$0	0.15	\$7,198	\$0	0.45	\$18,448	\$0
Academic Support/Tutoring	0.00	0	0	0.30	14,022	0	0.30	14,022	0
Campus Social Events	0.10	3,750	0	0.20	6,242	0	0.30	9,992	0
Career Services	0.00	0	0	0.30	9,364	0	0.30	9,364	0
Counseling	0.00	0	0	0.00	0	0	0.00	0	0
Disability Services	0.00	0	0	0.30	11,571	0	0.30	11,571	0
Employment Assistance	0.00	0	0	0.30	9,364	0	0.30	9,364	0
Financial Aid Assistance Counseling	0.30	11,250	0	0.30	10,115	0	0.60	21,365	0
Health Services	0.00	0	0	0.00	0	0	0.00	0	0
Mentoring	0.00	0	0	0.00	0	0	0.00	0	0
Orientation	0.00	0	0	0.30	9,364	0	0.30	9,364	0
Tuition Assistance Counseling	0.10	3,750	0	0.00	0	0	0.10	3,750	0
Transition Assistance	0.00	0	0	0.00	0	0	0.00	0	0
Veterans Coordinator – Support Staff	0.00	0	0	0.00	0	0	0.00	0	0
Veteran Student Lounge or Designate Gathering Space	0.00	0	0	0.00	0	0	0.00	0	0
<b>Total</b>	<b>0.80</b>	<b>\$30,000</b>	<b>\$0</b>	<b>2.15</b>	<b>\$77,240</b>	<b>\$0</b>	<b>2.95</b>	<b>\$107,240</b>	<b>\$0</b>
								<b>All Funds</b>	<b>\$107,240</b>

Higher Education Veterans Service Act  
Fiscal Impact Survey for Fiscal Year 2017  
Kishwaukee College

Person Completing 2017 Survey  
Name: Meaghan Cassinelli  
Email: mcassinelli@kish.edu  
Phone: 815-825-9533

Coordinator of Veterans and Military Personnel Student Services:  
Name: Meaghan Cassinelli  
Email: mcassinelli@kish.edu  
Phone: 815.825.9533

	2017 Actual Expenditures								
	Veterans Coordinator			Other Services			Total		
	Staff Years	Dollars		Staff Years	Dollars		Staff Years	Dollars	
		State	Other		State	Other		State	Other
Academic Counseling	0.50	\$17,256	\$0	0.00	\$0	\$0	0.50	\$17,256	\$0
Academic Support/Tutoring	0.10	1,538	0	0.00	0	0	0.10	1,538	0
Campus Social Events	0.10	513	0	0.00	0	0	0.10	513	0
Career Services	0.25	500	0	0.00	0	0	0.25	500	0
Counseling	0.50	2,050	0	0.00	0	0	0.50	2,050	0
Disability Services	0.25	1,000	0	0.00	0	0	0.25	1,000	0
Employment Assistance	0.25	1,000	0	0.00	0	0	0.25	1,000	0
Financial Aid Assistance Counseling	0.50	1,025	0	0.00	0	0	0.50	1,025	0
Health Services	0.00	0	0	0.00	0	0	0.00	0	0
Mentoring	0.00	0	0	0.00	0	0	0.00	0	0
Orientation	0.10	500	0	0.00	0	0	0.10	500	0
Tuition Assistance Counseling	0.05	206	0	0.00	0	0	0.05	206	0
Transition Assistance	0.05	206	0	0.00	0	0	0.05	206	0
Veterans Coordinator – Support Staff	0.00	0	0	0.00	0	0	0.00	0	0
Veteran Student Lounge or Designate Gathering Space	0.25	3,075	0	0.00	0	0	0.25	3,075	0
<b>Total</b>	<b>2.90</b>	<b>\$28,869</b>	<b>\$0</b>	<b>0.00</b>	<b>\$0</b>	<b>\$0</b>	<b>2.90</b>	<b>\$28,869</b>	<b>\$0</b>
							<b>All Funds</b>	<b>\$28,869</b>	

Higher Education Veterans Service Act  
Fiscal Impact Survey for Fiscal Year 2017  
Lake Land College

Person Completing 2017 Survey  
Name: Tina Stovall  
Email: tstovall@lakelandcollege.edu  
Phone: 217-234-5250

Coordinator of Veterans and Military Personnel Student Services:  
Name: Danielle Downs  
Email: ddowns@lakelandcollege.edu  
Phone: 217-234-5255

	2017 Actual Expenditures								
	Veterans Coordinator			Other Services			Total		
	Staff Years	Dollars		Staff Years	Dollars		Staff Years	Dollars	
		State	Other		State	Other		State	Other
Academic Counseling	0.00	\$0	\$0	0.06	\$2,341	\$5,463	0.06	\$2,341	\$5,463
Academic Support/Tutoring	0.00	0	0	0.02	431	1,007	0.02	431	1,007
Campus Social Events	0.00	0	0	0.02	393	916	0.02	393	916
Career Services	0.00	0	0	0.01	244	569	0.01	244	569
Counseling	0.00	0	0	0.06	2,341	5,463	0.06	2,341	5,463
Disability Services	0.00	0	0	0.06	958	2,235	0.06	958	2,235
Employment Assistance	0.00	0	0	0.01	244	569	0.01	244	569
Financial Aid Assistance Counseling	0.80	19,521	45,549	0.00	0	0	0.80	19,521	45,549
Health Services	0.00	0	0	0.02	286	666	0.02	286	666
Mentoring	0.02	488	1,139	0.00	0	0	0.02	488	1,139
Orientation	0.00	0	0	0.01	585	1,366	0.01	585	1,366
Tuition Assistance Counseling	0.03	732	1,708	0.00	0	0	0.03	732	1,708
Transition Assistance	0.00	0	0	0.00	0	0	0.00	0	0
Veterans Coordinator – Support Staff	0.00	0	0	0.05	523	1,219	0.05	523	1,219
Veteran Student Lounge or Designate Gathering Space	0.00	0	0	0.00	0	0	0.00	0	0
VA Work Study	0.00	0	0	0.95	0	0	0.95	0	0
<b>Total</b>	<b>0.85</b>	<b>\$20,741</b>	<b>\$48,396</b>	<b>1.27</b>	<b>\$8,346</b>	<b>\$19,473</b>	<b>2.12</b>	<b>\$29,087</b>	<b>\$67,869</b>
								<b>All Funds</b>	<b>\$96,956</b>

Higher Education Veterans Service Act  
 Fiscal Impact Survey for Fiscal Year 2017  
 Lewis & Clark Community College

Person Completing 2017 Survey  
 Name: Terry Lane  
 Email: tdlane@lc.edu  
 Phone: 6184685500

Coordinator of Veterans and Military Personnel Student Services:  
 Name: Terry Lane  
 Email: tdlane@lc.edu  
 Phone: 6184685500

	2017 Actual Expenditures								
	Veterans Coordinator			Other Services			Total		
	Staff Years	Dollars		Staff Years	Dollars		Staff Years	Dollars	
		State	Other		State	Other		State	Other
Academic Counseling	0.05	\$0	\$2,081	0.10	\$0	\$3,509	0.15	\$0	\$5,590
Academic Support/Tutoring	0.05	0	2,081	0.10	0	3,509	0.15	0	5,590
Campus Social Events	0.05	0	2,081	0.00	0	0	0.05	0	2,081
Career Services	0.10	0	4,158	0.05	0	2,853	0.15	0	7,011
Counseling	0.05	0	2,081	0.05	0	1,695	0.10	0	3,776
Disability Services	0.05	0	2,081	0.00	0	0	0.05	0	2,081
Employment Assistance	0.05	0	2,081	0.05	0	2,853	0.10	0	4,934
Financial Aid Assistance Counseling	0.05	0	2,081	0.25	0	7,469	0.30	0	9,550
Health Services	0.15	0	6,239	0.10	0	2,917	0.25	0	9,156
Mentoring	0.05	0	2,081	0.00	0	0	0.05	0	2,081
Orientation	0.05	0	2,081	0.00	0	0	0.05	0	2,081
Tuition Assistance Counseling	0.05	0	2,081	0.00	0	0	0.05	0	2,081
Transition Assistance	0.05	0	2,081	0.00	0	0	0.05	0	2,081
Veterans Coordinator – Support Staff	0.00	0	0	0.00	0	0	0.00	0	0
Veteran Student Lounge or Designate Gathering Space	0.05	0	2,081	0.00	0	0	0.05	0	2,081
Liaison with Community Agencies and Organizations	0.05	0	2,081	0.00	0	0	0.05	0	2,081
Liaison with Area Veterans Service Agencies	0.05	0	2,081	0.00	0	0	0.05	0	2,081
Advocacy with College Faculty and Staff & Liaison with Faculty/Staff/Administration	0.05	0	2,081	0.00	0	0	0.05	0	2,081
<b>Total</b>	<b>1.00</b>	<b>\$0</b>	<b>\$41,612</b>	<b>0.70</b>	<b>\$0</b>	<b>\$24,805</b>	<b>1.70</b>	<b>\$0</b>	<b>\$66,417</b>
								<b>All Funds</b>	<b>\$66,417</b>

Higher Education Veterans Service Act  
 Fiscal Impact Survey for Fiscal Year 2017  
 Lincoln Land Community College

Person Completing 2017 Survey  
 Name: Lesley Frederick  
 Email: lesley.frederick@llcc.edu  
 Phone: 217.786.2213

Coordinator of Veterans and Military Personnel  
 Student Services:  
 Name: Dawn Burch  
 Email: dawn.burch@llcc.edu  
 Phone: 217.786.2758

	2017 Actual Expenditures								
	Veterans Coordinator			Other Services			Total		
	Staff Years	Dollars		Staff Years	Dollars		Staff Years	Dollars	
		State	Other		State	Other		State	Other
Academic Counseling	15.00	\$ 637	\$5,933	0.36	\$2,120	\$19,745	15.36	\$2,757	\$25,678
Academic Support/Tutoring	0.00	0	0	0.32	2,105	19,605	0.32	2,105	19,605
Campus Social Events	0.00	0	0	0.05	195	1,818	0.05	195	1,818
Career Services	0.00	0	0	0.00	0	0	0.00	0	0
Counseling	10.00	425	3,955	0.03	228	2,127	10.03	653	6,082
Disability Services	0.00	0	0	0.00	0	0	0.00	0	0
Employment Assistance	0.00	0	0	0.00	0	0	0.00	0	0
Financial Aid Assistance Counseling	20.00	849	7,910	0.00	0	0	20.00	849	7,910
Health Services	0.00	0	0	0.00	0	0	0.00	0	0
Mentoring	0.00	0	0	0.00	0	0	0.00	0	0
Orientation	0.00	0	0	0.03	234	2,179	0.03	234	2,179
Tuition Assistance Counseling	5.00	212	1,978	0.00	0	0	5.00	212	1,978
Transition Assistance	5.00	212	1,978	0.00	0	0	5.00	212	1,978
Veterans Coordinator – Support Staff	0.00	0	0	0.00	0	0	0.00	0	0
Veteran Student Lounge or Designate Gathering Space	0.00	0	0	0.00	0	0	0.00	0	0
Veteran Student Worker Support, Veteran Student Worker Supervision, Admissions Records, & Registration	15.00	637	5,933	0.36	2,010	18,720	15.36	2,647	24,653
Administrative Duties, Testing, & Placement	20.00	849	7,910	0.06	318	2,960	20.06	1,167	10,870
Outreach	10.00	425	3,955	0.00	0	0	10.00	425	3,955
<b>Total</b>	<b>100.00</b>	<b>\$4,246</b>	<b>\$39,552</b>	<b>1.21</b>	<b>\$7,210</b>	<b>\$67,154</b>	<b>101.21</b>	<b>\$11,456</b>	<b>\$106,706</b>
							<b>All Funds</b>	<b>\$118,162</b>	

Higher Education Veterans Service Act  
 Fiscal Impact Survey for Fiscal Year 2017  
 McHenry County College

Person Completing 2017 Survey  
 Name: Lynn McCabe  
 Email: lmccabe@mchenry.edu  
 Phone: 815-455-8763

Coordinator of Veterans and Military Personnel Student Services:  
 Name: Lynn McCabe  
 Email: lmccabe@mchenry.edu  
 Phone: 815-455-8763

	2017 Actual Expenditures								
	Veterans Coordinator			Other Services			Total		
	Staff Years	Dollars		Staff Years	Dollars		Staff Years	Dollars	
		State	Other		State	Other		State	Other
Academic Counseling	0.04	\$0	\$1,360	0.04	\$0	\$1,450	0.08	\$0	\$2,810
Academic Support/Tutoring	0.02	0	830	0.01	0	750	0.03	0	1,580
Campus Social Events	0.01	0	400	0.05	0	750	0.06	0	1,150
Career Services	0.00	0	0	0.00	0	0	0.00	0	0
Counseling	0.19	0	1,600	0.19	0	1,600	0.38	0	3,200
Disability Services	0.01	0	450	0.04	0	1,450	0.05	0	1,900
Employment Assistance	0.01	0	700	0.00	0	0	0.01	0	700
Financial Aid Assistance Counseling	0.32	0	20,360	0.35	0	16,900	0.67	0	37,260
Health Services	0.01	0	450	0.02	0	625	0.03	0	1,075
Mentoring	0.00	0	0	0.03	0	1,000	0.03	0	1,000
Orientation	0.03	0	1,500	0.02	0	1,200	0.05	0	2,700
Tuition Assistance Counseling	0.30	0	19,530	0.02	0	550	0.32	0	20,080
Transition Assistance	0.04	0	1,360	0.00	0	0	0.04	0	1,360
Veterans Coordinator – Support Staff	0.00	0	0	0.00	0	0	0.00	0	0
Veteran Student Lounge or Designate Gathering Space	0.02	0	830	0.23	0	15,000	0.25	0	15,830
<b>Total</b>	<b>1.00</b>	<b>\$0</b>	<b>\$49,370</b>	<b>1.00</b>	<b>\$0</b>	<b>\$41,275</b>	<b>2.00</b>	<b>\$0</b>	<b>\$90,645</b>
							<b>All Funds</b>		<b>\$90,645</b>



Higher Education Veterans Service Act  
 Fiscal Impact Survey for Fiscal Year 2017  
 Moraine Valley Community College

Person Completing 2017 Survey

Name: Jo Ann Jenkins  
 Email: jenkinsj52@morainevalley.edu  
 Phone: (708) 608-4199

Coordinator of Veterans and Military Personnel Student Services:

Name: Dr. Jo Ann Jenkins  
 Email: jenkinsj52@morainevalley.edu  
 Phone: (708) 608-4199

	2017 Actual Expenditures								
	Veterans Coordinator			Other Services			Total		
	Staff Years	Dollars		Staff Years	Dollars		Staff Years	Dollars	
		State	Other		State	Other		State	Other
Academic Counseling	0.40	\$22,400	\$0	0.20	\$46,000	\$2,300	0.60	\$68,400	\$2,300
Academic Support/Tutoring	0.00	0	0	0.50	1,500	2,500	0.50	1,500	2,500
Campus Social Events	0.05	2,800	0	0.05	1,000	0	0.10	3,800	0
Career Services	0.00	0	0	0.00	0	0	0.00	0	0
Counseling	0.00	0	0	0.10	4,500	0	0.10	4,500	0
Disability Services	0.00	0	0	0.20	7,000	0	0.20	7,000	0
Employment Assistance	0.00	0	0	0.00	0	0	0.00	0	0
Financial Aid Assistance Counseling	0.25	14,000	0	0.30	0	0	0.55	14,000	0
Health Services	0.00	0	0	0.00	0	0	0.00	0	0
Mentoring	0.00	0	0	0.05	0	500	0.05	0	500
Orientation	0.10	5,600	0	0.00	0	0	0.10	5,600	0
Tuition Assistance Counseling	0.00	0	0	0.00	0	0	0.00	0	0
Transition Assistance	0.00	0	0	0.00	0	0	0.00	0	0
Veterans Coordinator – Support Staff	0.00	0	0	0.50	0	23,000	0.50	0	23,000
Veteran Student Lounge or Designate Gathering Space	0.20	11,200	0	1.00	89,898	0	1.20	101,098	0
<b>Total</b>	<b>1.00</b>	<b>\$56,000</b>	<b>\$0</b>	<b>2.90</b>	<b>\$149,898</b>	<b>\$28,300</b>	<b>3.90</b>	<b>\$205,898</b>	<b>\$28,300</b>
								<b>All Funds</b>	<b>\$234,198</b>

Higher Education Veterans Service Act  
 Fiscal Impact Survey for Fiscal Year 2017  
 Morton College

Person Completing 2017 Survey  
 Name: Blanca Martinez  
 Email: blanca.martinez@morton.edu  
 Phone: 708-656-8000

Coordinator of Veterans and Military Personnel Student Services:  
 Name: Yolanda.Freemon@morton.edu  
 Email: yolanda.freemon@morton.edu  
 Phone: 708-656-8000 ext. 2227

	2017 Actual Expenditures								
	Veterans Coordinator			Other Services			Total		
	Staff Years	Dollars		Staff Years	Dollars		Staff Years	Dollars	
		State	Other		State	Other		State	Other
Academic Counseling	0.00	\$0	\$0	1.00	\$1,199	\$5,994	1.00	\$1,199	\$5,994
Academic Support/Tutoring	0.00	0	0	0.00	0	0	0.00	0	0
Campus Social Events	0.00	0	0	0.00	0	0	0.00	0	0
Career Services	0.00	0	0	0.00	0	0	0.00	0	0
Counseling	0.00	0	0	0.00	0	0	0.00	0	0
Disability Services	0.00	0	0	1.00	1,199	5,994	1.00	1,199	5,994
Employment Assistance	0.00	0	0	0.00	0	0	0.00	0	0
Financial Aid Assistance Counseling	1.00	2,568	10,275	1.00	0	0	2.00	2,568	10,275
Health Services	0.00	0	0	0.00	0	0	0.00	0	0
Mentoring	0.00	0	0	0.00	0	0	0.00	0	0
Orientation	0.00	0	0	0.00	0	0	0.00	0	0
Tuition Assistance Counseling	0.00	0	0	0.00	0	0	0.00	0	0
Transition Assistance	0.00	0	0	0.00	0	0	0.00	0	0
Veterans Coordinator – Support Staff	0.00	0	0	0.00	0	0	0.00	0	0
Veteran Student Lounge or Designate Gathering Space	0.00	0	0	0.00	0	0	0.00	0	0
<b>Total</b>	<b>1.00</b>	<b>\$2,568</b>	<b>\$10,275</b>	<b>3.00</b>	<b>\$2,398</b>	<b>\$11,988</b>	<b>4.00</b>	<b>\$4,966</b>	<b>\$22,263</b>
							<b>All Funds</b>	<b>\$27,229</b>	

Higher Education Veterans Service Act  
 Fiscal Impact Survey for Fiscal Year 2017  
 Oakton Community College

Person Completing 2017 Survey  
 Name: Jamie Petersen  
 Email: jpeterse@oakton.edu  
 Phone: 8476351709

Coordinator of Veterans and Military Personnel Student Services:  
 Name: Anthony Ramos  
 Email: aramos@oakton.edu  
 Phone: 847-376-7226

	2017 Actual Expenditures								
	Veterans Coordinator			Other Services			Total		
	Staff Years	Dollars		Staff Years	Dollars		Staff Years	Dollars	
		State	Other		State	Other		State	Other
Academic Counseling	0.00	\$0	\$0	0.29	\$20,892	\$0	0.29	\$20,892	\$0
Academic Support/Tutoring	0.00	0	0	0.33	5,028	0	0.33	5,028	0
Campus Social Events	0.00	0	0	0.02	2,047	0	0.02	2,047	0
Career Services	0.00	0	0	0.03	1,906	0	0.03	1,906	0
Counseling	0.00	0	0	0.02	7,647	0	0.02	7,647	0
Disability Services	0.00	0	0	0.07	9,100	0	0.07	9,100	0
Employment Assistance	0.00	0	0	0.00	0	0	0.00	0	0
Financial Aid Assistance Counseling	0.00	0	0	0.15	9,529	0	0.15	9,529	0
Health Services	0.00	0	0	0.06	6,122	0	0.06	6,122	0
Mentoring	0.00	0	0	0.00	0	0	0.00	0	0
Orientation	0.00	0	0	0.03	2,711	0	0.03	2,711	0
Tuition Assistance Counseling	0.00	0	0	0.00	0	0	0.00	0	0
Transition Assistance	0.00	0	0	0.00	0	0	0.00	0	0
Veterans Coordinator – Support Staff	0.00	0	0	0.00	0	0	0.00	0	0
Veteran Student Lounge or Designate Gathering Space	0.00	0	0	0.00	0	0	0.00	0	0
<b>Total</b>	<b>0.00</b>	<b>\$0</b>	<b>\$0</b>	<b>1.00</b>	<b>\$64,982</b>	<b>\$0</b>	<b>1.00</b>	<b>\$64,982</b>	<b>\$0</b>
								<b>All Funds</b>	<b>\$64,982</b>

Higher Education Veterans Service Act  
Fiscal Impact Survey for Fiscal Year 2017  
Parkland College

Person Completing 2017 Survey  
Name: Kevin Knott  
Email: kknott@parkland.edu  
Phone: 217351-2239

Coordinator of Veterans and Military Personnel Student Services:  
Name: Ms. Kristina Taylor  
Email: ktaylor@parkland.edu  
Phone: 217-351-2228

	2017 Actual Expenditures								
	Veterans Coordinator			Other Services			Total		
	Staff Years	Dollars		Staff Years	Dollars		Staff Years	Dollars	
		State	Other		State	Other		State	Other
Academic Counseling	0.00	\$0	\$0	0.06	\$ 189	\$3,586	0.06	\$ 189	\$3,586
Academic Support/Tutoring	0.00	0	0	0.25	744	14,137	0.25	744	14,137
Campus Social Events	0.00	0	0	0.10	264	5,025	0.10	264	5,025
Career Services	0.00	0	0	0.06	221	4,197	0.06	221	4,197
Counseling	0.00	0	0	0.06	276	5,237	0.06	276	5,237
Disability Services	0.00	0	0	0.13	1,082	6,132	0.13	1,082	6,132
Employment Assistance	0.00	0	0	0.06	221	4,197	0.06	221	4,197
Financial Aid Assistance Counseling	0.00	0	0	1.00	3,012	57,223	1.00	3,012	57,223
Health Services	0.00	0	0	0.00	0	0	0.00	0	0
Mentoring	0.00	0	0	0.00	0	0	0.00	0	0
Orientation	0.00	0	0	0.00	0	0	0.00	0	0
Tuition Assistance Counseling	0.00	0	0	0.00	0	0	0.00	0	0
Transition Assistance	0.00	0	0	0.00	0	0	0.00	0	0
Veterans Coordinator – Support Staff	0.00	0	0	0.90	2,595	49,303	0.90	2,595	49,303
Veteran Student Lounge or Designate Gathering Space	0.00	0	0	0.00	0	0	0.00	0	0
Veteran's Coordinator	1.00	2,595	49,303	0.00	0	0	1.00	2,595	49,303
<b>Total</b>	<b>1.00</b>	<b>\$2,595</b>	<b>\$49,303</b>	<b>2.62</b>	<b>\$8,604</b>	<b>\$149,037</b>	<b>3.62</b>	<b>\$11,199</b>	<b>\$198,340</b>
								<b>All Funds</b>	<b>\$209,539</b>

Higher Education Veterans Service Act  
Fiscal Impact Survey for Fiscal Year 2017  
Prairie State College

Person Completing 2017 Survey  
Name: georges sanon  
Email: gsanon@prairiestate.edu  
Phone: 7087093567

Coordinator of Veterans and Military Personnel Student Services:  
Name: Georges Sanon  
Email: gsanon@prairiestate.edu  
Phone: 7087093567

	2017 Actual Expenditures								
	Veterans Coordinator			Other Services			Total		
	Staff Years	Dollars		Staff Years	Dollars		Staff Years	Dollars	
		State	Other		State	Other		State	Other
Academic Counseling	0.00	\$0	\$0	0.00	\$0	\$0	0.00	\$0	\$0
Academic Support/Tutoring	0.00	0	0	0.00	0	0	0.00	0	0
Campus Social Events	0.00	0	0	0.00	0	0	0.00	0	0
Career Services	0.00	0	0	0.00	0	0	0.00	0	0
Counseling	0.00	0	0	0.00	0	0	0.00	0	0
Disability Services	0.00	0	0	0.00	0	0	0.00	0	0
Employment Assistance	0.00	0	0	0.00	0	0	0.00	0	0
Financial Aid Assistance Counseling	0.00	0	0	0.00	0	0	0.00	0	0
Health Services	0.00	0	0	0.00	0	0	0.00	0	0
Mentoring	0.00	0	0	0.00	0	0	0.00	0	0
Orientation	0.00	0	0	0.00	0	0	0.00	0	0
Tuition Assistance Counseling	0.00	0	0	0.00	0	0	0.00	0	0
Transition Assistance	0.00	0	0	0.00	0	0	0.00	0	0
Veterans Coordinator – Support Staff	0.00	0	0	0.00	0	0	0.00	0	0
Veteran Student Lounge or Designate Gathering Space	0.00	0	0	0.00	0	0	0.00	0	0
Coordinator & Assistant, Student Veterans Center	1.25	52,410	0	0.00	0	0	1.25	52,410	0
<b>Total</b>	<b>1.25</b>	<b>\$52,410</b>	<b>\$0</b>	<b>0.00</b>	<b>\$0</b>	<b>\$0</b>	<b>1.25</b>	<b>\$52,410</b>	<b>\$0</b>
							<b>All Funds</b>	<b>\$52,410</b>	

Higher Education Veterans Service Act  
 Fiscal Impact Survey for Fiscal Year 2017  
 Rend Lake College

Person Completing 2017 Survey

Name: John Gulley  
 Email: gulleyj@rlc.edu  
 Phone: 6184375321

Coordinator of Veterans and Military Personnel Student Services:

Name: Cheri Rushing  
 Email: rushing@rlc.edu  
 Phone: 6184375321 x 1238

	2017 Actual Expenditures								
	Veterans Coordinator			Other Services			Total		
	Staff Years	Dollars		Staff Years	Dollars		Staff Years	Dollars	
		State	Other		State	Other		State	Other
Academic Counseling	0.00	\$0	\$0	0.10	\$9,540	\$0	0.10	\$9,540	\$0
Academic Support/Tutoring	0.00	0	0	0.05	2,548	0	0.05	2,548	0
Campus Social Events	0.00	0	0	0.05	4,647	0	0.05	4,647	0
Career Services	0.00	0	0	0.05	3,363	0	0.05	3,363	0
Counseling	0.00	0	0	0.00	0	0	0.00	0	0
Disability Services	0.00	0	0	0.05	3,526	0	0.05	3,526	0
Employment Assistance	0.00	0	0	0.05	2,775	0	0.05	2,775	0
Financial Aid Assistance Counseling	0.00	0	0	0.15	18,193	0	0.15	18,193	0
Health Services	0.00	0	0	0.00	0	0	0.00	0	0
Mentoring	0.00	0	0	0.00	0	0	0.00	0	0
Orientation	0.00	0	0	0.05	2,562	0	0.05	2,562	0
Tuition Assistance Counseling	0.00	0	0	0.25	11,973	0	0.25	11,973	0
Transition Assistance	0.00	0	0	0.00	0	0	0.00	0	0
Veterans Coordinator – Support Staff	0.00	0	0	0.25	7,995	0	0.25	7,995	0
Veteran Student Lounge or Designate Gathering Space	0.00	0	0	0.00	0	0	0.00	0	0
<b>Total</b>	<b>0.00</b>	<b>\$0</b>	<b>\$0</b>	<b>1.05</b>	<b>\$67,122</b>	<b>\$0</b>	<b>1.05</b>	<b>\$67,122</b>	<b>\$0</b>
								<b>All Funds</b>	<b>\$67,122</b>

Higher Education Veterans Service Act  
 Fiscal Impact Survey for Fiscal Year 2017  
 Richland Community College

Person Completing 2017 Survey  
 Name: Jody Burnett  
 Email: jburnet@richland.edu  
 Phone: 2178757211

Coordinator of Veterans and Military Personnel Student Services:  
 Name: Daniel McAlpine  
 Email: dmcalpin@richland.edu  
 Phone: 2178757211 ext 6205

	2017 Actual Expenditures								
	Veterans Coordinator			Other Services			Total		
	Staff Years	Dollars		Staff Years	Dollars		Staff Years	Dollars	
		State	Other		State	Other		State	Other
Academic Counseling	0.41	\$0	\$30,000	0.15	\$0	\$5,000	0.56	\$0	\$35,000
Academic Support/Tutoring	0.02	0	1,000	0.00	0	0	0.02	0	1,000
Campus Social Events	0.00	0	0	0.00	0	250	0.00	0	250
Career Services	0.00	0	0	0.07	0	3,150	0.07	0	3,150
Counseling	0.01	0	750	0.00	0	0	0.01	0	750
Disability Services	0.03	0	2,500	0.00	0	0	0.03	0	2,500
Employment Assistance	0.02	0	1,500	0.00	0	0	0.02	0	1,500
Financial Aid Assistance Counseling	0.40	0	30,000	0.15	0	7,000	0.55	0	37,000
Health Services	0.00	0	0	0.00	0	0	0.00	0	0
Mentoring	0.00	0	0	0.00	0	0	0.00	0	0
Orientation	0.04	0	4,000	0.00	0	0	0.04	0	4,000
Tuition Assistance Counseling	0.00	0	0	0.00	0	0	0.00	0	0
Transition Assistance	0.00	0	0	0.00	0	0	0.00	0	0
Veterans Coordinator – Support Staff	0.00	0	0	0.00	0	0	0.00	0	0
Veteran Student Lounge or Designate Gathering Space	0.00	0	0	0.00	0	0	0.00	0	0
<b>Total</b>	<b>0.93</b>	<b>\$0</b>	<b>\$69,750</b>	<b>0.37</b>	<b>\$0</b>	<b>\$15,400</b>	<b>1.30</b>	<b>\$0</b>	<b>\$85,150</b>
							<b>All Funds</b>		<b>\$85,150</b>

Higher Education Veterans Service Act  
 Fiscal Impact Survey for Fiscal Year 2017  
 Rock Valley College

Person Completing 2017 Survey  
 Name: Milana Herman  
 Email: m.herman@rockvalleycollege.edu  
 Phone: 815-921-4163

Coordinator of Veterans and Military Personnel Student Services:  
 Name: Milana Herman  
 Email: m.herman@rockvalleycollege.edu  
 Phone: 8159214163

	2017 Actual Expenditures								
	Veterans Coordinator			Other Services			Total		
	Staff Years	Dollars		Staff Years	Dollars		Staff Years	Dollars	
		State	Other		State	Other		State	Other
Academic Counseling	0.75	\$27,518	\$0	0.50	\$18,345	\$0	1.25	\$45,863	\$0
Academic Support/Tutoring	0.25	9,172	0	0.50	18,345	0	0.75	27,517	0
Campus Social Events	0.10	9,400	0	0.00	0	0	0.10	9,400	0
Career Services	0.00	0	0	0.10	3,669	0	0.10	3,669	0
Counseling	0.00	0	0	0.25	10,706	0	0.25	10,706	0
Disability Services	0.00	0	0	0.25	11,584	0	0.25	11,584	0
Employment Assistance	0.00	0	0	0.00	0	0	0.00	0	0
Financial Aid Assistance Counseling	0.00	0	0	0.25	8,505	0	0.25	8,505	0
Health Services	0.00	0	0	0.00	0	0	0.00	0	0
Mentoring	0.00	0	0	0.00	0	0	0.00	0	0
Orientation	0.00	0	0	0.01	366	0	0.01	366	0
Tuition Assistance Counseling	0.00	0	0	0.00	0	0	0.00	0	0
Transition Assistance	0.00	0	0	0.25	9,172	0	0.25	9,172	0
Veterans Coordinator – Support Staff	0.00	0	0	1.00	51,000	0	1.00	51,000	0
Veteran Student Lounge or Designate Gathering Space	0.00	0	0	0.00	0	0	0.00	0	0
Veterans Coordinator	0.00	0	0	0.00	0	0	0.00	0	0
<b>Total</b>	<b>1.10</b>	<b>\$46,090</b>	<b>\$0</b>	<b>3.11</b>	<b>\$131,692</b>	<b>\$0</b>	<b>4.21</b>	<b>\$177,782</b>	<b>\$0</b>
								<b>All Funds</b>	<b>\$177,782</b>



Higher Education Veterans Service Act  
 Fiscal Impact Survey for Fiscal Year 2017  
 Sauk Valley Community College

Person Completing 2017 Survey  
 Name: Melissa Dye  
 Email: melissa.m.dye@svcc.edu  
 Phone: 815-835-6253

Coordinator of Veterans and Military Personnel Student Services:  
 Name: Megan Highsmith  
 Email: megan.k.highsmith@svcc.edu  
 Phone: 815-835-6420

	2017 Actual Expenditures								
	Veterans Coordinator			Other Services			Total		
	Staff Years	Dollars		Staff Years	Dollars		Staff Years	Dollars	
		State	Other		State	Other		State	Other
Academic Counseling	0.00	\$0	\$0	0.30	\$0	\$1,980	0.30	\$0	\$1,980
Academic Support/Tutoring	0.00	0	0	0.10	0	2,417	0.10	0	2,417
Campus Social Events	0.00	0	0	0.05	0	201	0.05	0	201
Career Services	0.07	0	2,014	0.10	0	2,877	0.17	0	4,891
Counseling	0.10	0	4,799	0.10	0	4,799	0.20	0	9,598
Disability Services	0.00	0	0	0.05	0	3,618	0.05	0	3,618
Employment Assistance	0.00	0	0	0.01	0	288	0.01	0	288
Financial Aid Assistance Counseling	0.00	0	0	0.20	0	6,529	0.20	0	6,529
Health Services	0.00	0	0	0.00	0	0	0.00	0	0
Mentoring	0.00	0	0	0.00	0	0	0.00	0	0
Orientation	0.00	0	0	0.05	0	1,522	0.05	0	1,522
Tuition Assistance Counseling	0.10	0	3,265	0.02	0	653	0.12	0	3,918
Transition Assistance	0.01	0	1,980	0.03	0	1,177	0.04	0	3,157
Veterans Coordinator – Support Staff	0.00	0	0	0.00	0	0	0.00	0	0
Veteran Student Lounge or Designate Gathering Space	0.00	0	0	0.00	0	0	0.00	0	0
<b>Total</b>	<b>0.28</b>	<b>\$0</b>	<b>\$12,058</b>	<b>1.01</b>	<b>\$0</b>	<b>\$26,061</b>	<b>1.29</b>	<b>\$0</b>	<b>\$38,119</b>
								<b>All Funds</b>	<b>\$38,119</b>

Higher Education Veterans Service Act  
 Fiscal Impact Survey for Fiscal Year 2017  
 Shawnee Community College

Person Completing 2017 Survey  
 Name: Tammy Capps  
 Email: tammyc@shawneecc.edu  
 Phone: 6186343280

Coordinator of Veterans and Military Personnel Student Services:  
 Name: Tammy Capps  
 Email: tammyc@shawneecc.edu  
 Phone: 6186343280

	2017 Actual Expenditures								
	Veterans Coordinator			Other Services			Total		
	Staff Years	Dollars		Staff Years	Dollars		Staff Years	Dollars	
		State	Other		State	Other		State	Other
Academic Counseling	0.00	\$0	\$0	0.35	\$0	\$17,500	0.35	\$0	\$17,500
Academic Support/Tutoring	0.00	0	0	0.25	0	7,000	0.25	0	7,000
Campus Social Events	0.10	0	6,000	0.05	0	1,750	0.15	0	7,750
Career Services	0.00	0	0	0.05	0	2,250	0.05	0	2,250
Counseling	0.25	0	15,000	0.02	0	1,000	0.27	0	16,000
Disability Services	0.05	0	3,000	0.05	0	1,750	0.10	0	4,750
Employment Assistance	0.00	0	0	0.00	0	0	0.00	0	0
Financial Aid Assistance Counseling	0.15	0	9,000	0.25	0	7,000	0.40	0	16,000
Health Services	0.00	0	0	0.01	0	350	0.01	0	350
Mentoring	0.20	0	12,000	0.05	0	1,750	0.25	0	13,750
Orientation	0.05	0	3,000	0.01	0	350	0.06	0	3,350
Tuition Assistance Counseling	0.05	0	3,000	0.00	0	0	0.05	0	3,000
Transition Assistance	0.05	0	3,000	0.01	0	350	0.06	0	3,350
Veterans Coordinator – Support Staff	0.00	0	0	0.02	0	700	0.02	0	700
Veteran Student Lounge or Designate Gathering Space	0.10	0	6,000	0.15	0	6,000	0.25	0	12,000
<b>Total</b>	<b>1.00</b>	<b>\$0</b>	<b>\$60,000</b>	<b>1.27</b>	<b>\$0</b>	<b>\$47,750</b>	<b>2.27</b>	<b>\$0</b>	<b>\$107,750</b>
								<b>All Funds</b>	<b>\$107,750</b>

Higher Education Veterans Service Act  
 Fiscal Impact Survey for Fiscal Year 2017  
 South Suburban Coll. of Cook Co.

Person Completing 2017 Survey

Name: John Semple  
 Email: jsemple@ssc.edu  
 Phone: 708-225-5845

Coordinator of Veterans and Military Personnel Student Services:

Name: Cathy Davis  
 Email: cdavis@ssc.edu  
 Phone: 708-596-2284

	2017 Actual Expenditures								
	Veterans Coordinator			Other Services			Total		
	Staff Years	Dollars		Staff Years	Dollars		Staff Years	Dollars	
		State	Other		State	Other		State	Other
Academic Counseling	1.00	\$0	\$5,000	0.00	\$0	\$0	1.00	\$0	\$5,000
Academic Support/Tutoring	0.00	0	0	0.00	0	0	0.00	0	0
Campus Social Events	0.00	0	0	0.00	0	0	0.00	0	0
Career Services	0.00	0	0	0.00	0	0	0.00	0	0
Counseling	1.00	0	5,000	0.00	0	0	1.00	0	5,000
Disability Services	0.00	0	0	0.00	0	0	0.00	0	0
Employment Assistance	0.00	0	0	0.00	0	0	0.00	0	0
Financial Aid Assistance Counseling	25.00	0	10,000	0.00	0	0	25.00	0	10,000
Health Services	0.00	0	0	0.00	0	0	0.00	0	0
Mentoring	0.00	0	0	0.00	0	0	0.00	0	0
Orientation	0.00	0	0	0.00	0	0	0.00	0	0
Tuition Assistance Counseling	0.00	0	0	0.00	0	0	0.00	0	0
Transition Assistance	0.00	0	0	0.00	0	0	0.00	0	0
Veterans Coordinator – Support Staff	0.00	0	0	0.00	0	0	0.00	0	0
Veteran Student Lounge or Designate Gathering Space	5.00	0	5,000	0.00	0	0	5.00	0	5,000
<b>Total</b>	<b>32.00</b>	<b>\$0</b>	<b>\$25,000</b>	<b>0.00</b>	<b>\$0</b>	<b>\$0</b>	<b>32.00</b>	<b>\$0</b>	<b>\$25,000</b>
								<b>All Funds</b>	<b>\$25,000</b>

Higher Education Veterans Service Act  
Fiscal Impact Survey for Fiscal Year 2017  
Southeastern Illinois College

Person Completing 2017 Survey  
Name: David Wright  
Email: david.wright@sic.edu  
Phone: 6182525400, ext. 2500

Coordinator of Veterans and Military Personnel Student Services:  
Name: Kyla Burford  
Email: kyla.burford@sic.edu  
Phone: 6182525400, ext. 2440

	2017 Actual Expenditures								
	Veterans Coordinator			Other Services			Total		
	Staff Years	Dollars		Staff Years	Dollars		Staff Years	Dollars	
		State	Other		State	Other		State	Other
Academic Counseling	0.09	\$2,364	\$2,364	0.09	\$2,576	\$2,576	0.18	\$4,940	\$4,940
Academic Support/Tutoring	0.00	0	0	0.00	0	0	0.00	0	0
Campus Social Events	0.02	526	526	0.00	0	0	0.02	526	526
Career Services	0.00	0	0	0.05	1,431	1,431	0.05	1,431	1,431
Counseling	0.00	0	0	0.00	0	0	0.00	0	0
Disability Services	0.00	0	0	0.03	858	858	0.03	858	858
Employment Assistance	0.00	0	0	0.00	0	0	0.00	0	0
Financial Aid Assistance Counseling	0.08	2,101	2,101	0.00	0	0	0.08	2,101	2,101
Health Services	0.00	0	0	0.00	0	0	0.00	0	0
Mentoring	0.00	0	0	0.00	0	0	0.00	0	0
Orientation	0.00	0	0	0.00	0	0	0.00	0	0
Tuition Assistance Counseling	0.00	0	0	0.00	0	0	0.00	0	0
Transition Assistance	0.00	0	0	0.00	0	0	0.00	0	0
Veterans Coordinator – Support Staff	0.00	0	0	0.00	0	0	0.00	0	0
Veteran Student Lounge or Designate Gathering Space	0.00	0	0	0.00	0	0	0.00	0	0
<b>Total</b>	<b>0.19</b>	<b>\$4,991</b>	<b>\$4,991</b>	<b>0.17</b>	<b>\$4,865</b>	<b>\$4,865</b>	<b>0.36</b>	<b>\$9,856</b>	<b>\$9,856</b>
								<b>All Funds</b>	<b>\$19,712</b>

Higher Education Veterans Service Act  
Fiscal Impact Survey for Fiscal Year 2017  
Southwestern Illinois College

Person Completing 2017 Survey  
Name: Robert Tebbe  
Email: robert.tebbe@swic.edu  
Phone: 618.222.5342

Coordinator of Veterans and Military Personnel Student Services:  
Name: Latesha Rodgers  
Email: latesha.rodgers@swic.edu  
Phone: 618.222.5552

	2017 Actual Expenditures								
	Veterans Coordinator			Other Services			Total		
	Staff Years	Dollars		Staff Years	Dollars		Staff Years	Dollars	
		State	Other		State	Other		State	Other
Academic Counseling	0.00	\$0	\$0	1.50	\$60,000	\$0	1.50	\$60,000	\$0
Academic Support/Tutoring	0.00	0	0	0.65	5,280	8,580	0.65	5,280	8,580
Campus Social Events	0.05	4,125	0	1.00	1,500	0	1.05	5,625	0
Career Services	0.25	6,875	0	0.25	10,500	0	0.50	17,375	0
Counseling	0.00	0	0	0.50	0	25,000	0.50	0	25,000
Disability Services	0.00	0	0	0.15	0	0	0.15	0	0
Employment Assistance	0.05	4,125	0	0.15	0	0	0.20	4,125	0
Financial Aid Assistance Counseling	0.00	0	0	0.15	0	0	0.15	0	0
Health Services	0.00	0	0	0.00	0	0	0.00	0	0
Mentoring	0.00	0	0	0.00	0	0	0.00	0	0
Orientation	0.05	4,125	0	0.00	0	0	0.05	4,125	0
Tuition Assistance Counseling	0.00	0	0	1.50	0	2,500	1.50	0	2,500
Transition Assistance	0.05	4,125	0	0.20	0	5,000	0.25	4,125	5,000
Veterans Coordinator – Support Staff	0.00	0	0	2.50	112,320	0	2.50	112,320	0
Veteran Student Lounge or Designate Gathering Space	0.05	4,125	0	0.00	0	0	0.05	4,125	0
Education Benefit Assistance & VA Work Study	0.00	0	0	2.00	15,840	0	2.00	15,840	0
<b>Total</b>	<b>0.50</b>	<b>\$27,500</b>	<b>\$0</b>	<b>10.55</b>	<b>\$205,440</b>	<b>\$41,080</b>	<b>11.05</b>	<b>\$232,940</b>	<b>\$41,080</b>
								<b>All Funds</b>	<b>\$274,020</b>

Higher Education Veterans Service Act  
 Fiscal Impact Survey for Fiscal Year 2017  
 Spoon River College

Person Completing 2017 Survey  
 Name: Jo Branson  
 Email: jo.branson@src.edu  
 Phone: 309-649-6217

Coordinator of Veterans and Military Personnel Student Services:  
 Name: Rick Duvendack  
 Email: rick.duvendack@src.edu  
 Phone: 309-649-6267

	2017 Actual Expenditures								
	Veterans Coordinator			Other Services			Total		
	Staff Years	Dollars		Staff Years	Dollars		Staff Years	Dollars	
		State	Other		State	Other		State	Other
Academic Counseling	0.00	\$0	\$0	0.15	\$0	\$32,393	0.15	\$0	\$32,393
Academic Support/Tutoring	0.00	0	0	0.10	0	7,431	0.10	0	7,431
Campus Social Events	0.00	0	0	0.05	0	300	0.05	0	300
Career Services	0.00	0	0	0.05	0	4,458	0.05	0	4,458
Counseling	0.00	0	0	0.00	0	0	0.00	0	0
Disability Services	0.00	0	0	0.05	0	2,337	0.05	0	2,337
Employment Assistance	0.00	0	0	0.10	0	8,915	0.10	0	8,915
Financial Aid Assistance Counseling	0.00	0	0	0.25	0	12,067	0.25	0	12,067
Health Services	0.00	0	0	0.00	0	0	0.00	0	0
Mentoring	0.00	0	0	0.00	0	0	0.00	0	0
Orientation	0.00	0	0	0.10	0	216	0.10	0	216
Tuition Assistance Counseling	0.00	0	0	0.25	0	6,656	0.25	0	6,656
Transition Assistance	0.00	0	0	0.05	0	1,331	0.05	0	1,331
Veterans Coordinator – Support Staff	0.00	0	0	0.50	0	13,312	0.50	0	13,312
Veteran Student Lounge or Designate Gathering Space	0.00	0	0	0.00	0	0	0.00	0	0
<b>Total</b>	<b>0.00</b>	<b>\$0</b>	<b>\$0</b>	<b>1.65</b>	<b>\$0</b>	<b>\$89,416</b>	<b>1.65</b>	<b>\$0</b>	<b>\$89,416</b>
							<b>All Funds</b>		<b>\$89,416</b>

Higher Education Veterans Service Act  
Fiscal Impact Survey for Fiscal Year 2017  
Triton College

Person Completing 2017 Survey  
Name: Hannah Ballas  
Email: hannahballas@triton.edu  
Phone: 7084560300 X3515

Coordinator of Veterans and Military Personnel  
Student Services:  
Name: Toni Neals  
Email: tonineals@triton.edu  
Phone: 708-456-0300 X3731

	2017 Actual Expenditures								
	Veterans Coordinator			Other Services			Total		
	Staff Years	Dollars		Staff Years	Dollars		Staff Years	Dollars	
		State	Other		State	Other		State	Other
Academic Counseling	0.00	\$0	\$0	0.37	\$0	\$28,732	0.37	\$0	\$28,732
Academic Support/Tutoring	0.00	0	0	0.27	0	8,323	0.27	0	8,323
Campus Social Events	0.00	0	0	0.00	0	0	0.00	0	0
Career Services	0.00	0	0	0.00	0	1,845	0.00	0	1,845
Counseling	0.00	0	0	0.00	0	0	0.00	0	0
Disability Services	0.00	0	0	0.10	0	12,670	0.10	0	12,670
Employment Assistance	0.00	0	0	0.06	0	2,659	0.06	0	2,659
Financial Aid Assistance Counseling	0.00	0	0	0.30	0	11,390	0.30	0	11,390
Health Services	0.00	0	0	0.03	0	1,901	0.03	0	1,901
Mentoring	0.00	0	0	0.00	0	0	0.00	0	0
Orientation	0.01	0	1,879	0.00	0	0	0.01	0	1,879
Tuition Assistance Counseling	0.00	0	0	0.20	0	7,593	0.20	0	7,593
Transition Assistance	0.00	0	0	0.00	0	0	0.00	0	0
Veterans Coordinator – Support Staff	0.00	0	0	0.02	0	974	0.02	0	974
Veteran Student Lounge or Designate Gathering Space	0.00	0	0	0.00	0	0	0.00	0	0
<b>Total</b>	<b>0.01</b>	<b>\$0</b>	<b>\$1,879</b>	<b>1.35</b>	<b>\$0</b>	<b>\$76,087</b>	<b>1.36</b>	<b>\$0</b>	<b>\$77,966</b>
								<b>All Funds</b>	<b>\$77,966</b>

Higher Education Veterans Service Act  
 Fiscal Impact Survey for Fiscal Year 2017  
 Waubensee Community College

Person Completing 2017 Survey  
 Name: Heather Watson  
 Email: hwatson@waubensee.edu  
 Phone: 630-466-2361 ext.2091

Coordinator of Veterans and Military Personnel Student Services:  
 Name: Heather Watson  
 Email: hwatson@waubensee.edu  
 Phone: 630-466-2361 ect2091

	2017 Actual Expenditures								
	Veterans Coordinator			Other Services			Total		
	Staff Years	Dollars		Staff Years	Dollars		Staff Years	Dollars	
		State	Other		State	Other		State	Other
Academic Counseling	1.00	\$71,481	\$0	0.00	\$0	\$0	1.00	\$71,481	\$0
Academic Support/Tutoring	0.00	0	0	0.00	0	0	0.00	0	0
Campus Social Events	0.00	0	0	0.05	1,000	0	0.05	1,000	0
Career Services	0.00	0	0	0.00	0	0	0.00	0	0
Counseling	0.00	0	0	0.00	0	0	0.00	0	0
Disability Services	0.00	0	0	0.00	0	0	0.00	0	0
Employment Assistance	0.00	0	0	0.00	0	0	0.00	0	0
Financial Aid Assistance Counseling	0.00	0	0	1.25	62,504	0	1.25	62,504	0
Health Services	0.00	0	0	0.00	0	0	0.00	0	0
Mentoring	0.00	0	0	0.00	0	0	0.00	0	0
Orientation	0.00	0	0	0.00	0	0	0.00	0	0
Tuition Assistance Counseling	0.00	0	0	0.00	0	0	0.00	0	0
Transition Assistance	0.00	0	0	0.00	0	0	0.00	0	0
Veterans Coordinator – Support Staff	0.00	0	0	0.00	0	0	0.00	0	0
Veteran Student Lounge or Designate Gathering Space	0.00	0	0	0.00	0	0	0.00	0	0
Veteran Coordinator Support & Personal Development	0.00	0	0	2.25	5,000	0	2.25	5,000	0
Promotion Material	0.00	0	0	0.01	200	0	0.01	200	0
Personal Development VA Work Study	0.00	0	0	0.50	0	9,500	0.50	0	9,500
<b>Total</b>	<b>1.00</b>	<b>\$71,481</b>	<b>\$0</b>	<b>4.06</b>	<b>\$68,704</b>	<b>\$9,500</b>	<b>5.06</b>	<b>\$140,185</b>	<b>\$9,500</b>
								<b>All Funds</b>	<b>\$149,685</b>



## **Appendix C**

Fiscal Impact Survey  
Fiscal Year 2016 (Actuals)

7/28/2017

IBHE - Higher Education Veterans Service Act



**ILLINOIS  
BOARD OF  
HIGHER  
EDUCATION**



Higher Education Veterans Service Act (P.A. 096-0133)  
Fiscal Impact Survey  
Fiscal Year 2017 (Actuals)

[ [Survey Instructions](#) ]

**Online Instructions**

Please complete all required fields below. You do not need to enter all information at one time. You may log in and log out until midnight on the due date, September 1, 2017. Be sure to scroll down to the bottom of the page to save or submit your information.

Institutional Contact Information (Last Updated: 7/28/2017 9:13:00 AM)

**Person Completing Survey**

Institution

Name

Email Address

Phone

Password

**Coordinator of Veterans and Military Personnel Student Services**

Name

Email Address

Phone

**Number of Enrolled Veterans**

Number of Enrolled Veterans

**Survey Part 1: Coordinator of Veterans and Military Personnel Student Services (Per Public Act 96-133)**

Note: Only include data which is a direct result of Public Act 96-133

	Staff Years** (Accepted up to 2 decimal, no comma please. For example: 12.25)	FY2017 Expenditures (Round up to the nearest dollar; no currency sign or comma. For example: 150000)		
		State Dollar	Other Dollar	Other Specify Source
Academic Counseling	0	0	0	
Academic Support/Tutoring	0	0	0	
Campus Social Events	0	0	0	
Career Services	0	0	0	
Counseling	0	0	0	
Disability Services	0	0	0	
Employment Assistance	0	0	0	
Financial Aid Assistance Counseling	0	0	0	
Health Services	0	0	0	
Mentoring	0	0	0	
Orientation	0	0	0	
Tuition Assistance Counseling	0	0	0	
Transition Assistance	0	0	0	
Veteran Student Lounge or Designate Gathering Space	0	0	0	
Other (Please Specify)	0	0	0	
	0	0	0	
	0	0	0	
	0	0	0	

7/28/2017

IBHE - Higher Education Veterans Service Act

	0	0	0
	0	0	0
	0	0	0
Total	0	0	0

Additional Comments:

\*\* A staff year is a measure of staff effort over a 12-month period. For professional personnel (excluding those holding faculty appointments), civil service staff, and student employees, a staff year is defined as a person in a full-time position working for one year, including vacation. Part-time positions or those that are of less than a year's duration should be counted as the appropriated portion of a staff year. For example, if the normal work week is 40 hours, a position requiring 20 hours work per week would be 0.5 staff years; a position requiring 40 hours per week for nine months would be 0.75 staff years. The institution definition of normal work week should be used for staff year calculations.

[Go to Survey Part 2](#)

[SAVE](#) [LOGOUT](#) [SUBMIT](#)

7/28/2017

IBHE - Higher Education Veterans Service Act



**ILLINOIS**  
BOARD OF  
HIGHER  
EDUCATION



**Higher Education Veterans Service Act (P.A. 096-0133)  
Fiscal Impact Survey  
Fiscal Year 2017 (Actuals)**

Survey Part 2: Services specifically provided to veterans, but not directly related to Public Act 96-133  
Note: Do not include data which was reported in Section 1

	Staff Years** (Accepted up to 2 decimal, no comma please. For example: 12.25)	FY2017 Expenditures (Round up to the nearest dollar; no currency sign or comma. For example: 150000)		
		State Dollar	Other Dollar	Other Specify Source
Academic Counseling	111	0	0	
Academic Support/Tutoring	111	0	0	
Campus Social Events	111	0	0	
Career Services	111	0	0	
Counseling	0	0	0	
Disability Services	0	0	0	
Employment Assistance	0	0	0	
Financial Aid Assistance Counseling	0	0	0	
Health Services	0	0	0	
Mentoring	0	0	0	
Orientation	0	0	0	
Tuition Assistance Counseling	0	0	0	
Transition Assistance	0	0	0	
Veterans Coordinator - Support Staff	0	0	0	
Veteran Student Lounge or Designate Gathering Space	0	0	0	
Other (Please Specify)	0	0	0	
	0	0	0	
	0	0	0	
	0	0	0	
	0	0	0	
	0	0	0	
	0	0	0	
<b>Total</b>	<b>344</b>	<b>0</b>	<b>0</b>	

Additional Comments:  
Testing 456

\*\* A staff year is a measure of staff effort over a 12-month period. For professional personnel (excluding those holding faculty appointments), civil service staff, and student employees, a staff year is defined as a person in a full-time position working for one year, including vacation. Part-time positions or those that are of less than a year's duration should be counted as the appropriated portion of a staff year. For example, if the normal work week is 40 hours, a position requiring 20 hours work per week would be 0.5 staff years; a position requiring 40 hours per week for nine months would be 0.75 staff years. The institution definition of normal work week should be used for staff year calculations.

[Back to Survey Part 1](#)   [SAVE](#)

## **Appendix D**

Higher Education Veterans Service Act (110 ILCS 49)

## **HIGHER EDUCATION**

### **(110 ILCS 49/) Higher Education Veterans Service Act.**

(110 ILCS 49/1)

Sec. 1. Short title. This Act may be cited as the Higher Education Veterans Service Act.

(Source: P.A. 96-133, eff. 8-7-09.)

(110 ILCS 49/5)

Sec. 5. Definitions. For purposes of this Act:

"Task Force" means the Task Force on Service Member and Veterans Education.

"Public colleges and universities" means public community colleges subject to the Public Community College Act, the University of Illinois, Southern Illinois University, Chicago State University, Eastern Illinois University, Governors State University, Illinois State University, Northeastern Illinois University, Northern Illinois University, and Western Illinois University.

(Source: P.A. 96-133, eff. 8-7-09.)

(110 ILCS 49/10)

Sec. 10. Findings.

(a) Pursuant to Public Act 95-736, the General Assembly created the Task Force on Service Member and Veterans Education to examine the manner in which public colleges and universities in the State of Illinois provided education to servicemen and servicewomen as well as veterans of the armed forces of the United States.

The Task Force conducted hearings and filed its findings with the General Assembly on September 16, 2008. Its report urges the General Assembly to recognize the sacrifice of American servicemen and women, and, in a small way, repay them by chartering a concerted effort by State government, in cooperation with our public institutions of higher learning, to make its best efforts to take positive, quantifiable steps to providing a superior learning environment for student veterans and service members. The Task Force reviewed the unique needs of veterans and military personnel, combined with the large number of active duty personnel and military veterans seeking higher education since the onset of the Global War on Terrorism. The Task Force found that public universities and community colleges in this State have varying levels of assistance available for active duty service personnel and veterans.

(b) The Task Force has reported that veterans and active duty personnel have difficulty in finding and receiving various State and federal education-related benefits and services that they may be eligible to receive, such as educational loans, scholarships, grants, local employment opportunities, access to medical care, a social network for support of student veterans, and groups to help with the transition to becoming a civilian after service in an active duty unit, because such programs are administered by different arms of the government.

(c) The Task Force found that the various public colleges and universities in this State have a wide array of programs and services available to veterans and active duty service personnel, ranging from online educational opportunities,

admission and academic counseling, medical services, and family housing information.

(d) The Task Force also found that certain other higher education institutions across the United States have adopted programs and services that seek to better promote and coordinate the assistance that is available for veterans and active duty personnel.

(Source: P.A. 96-133, eff. 8-7-09.)

(110 ILCS 49/15)

Sec. 15. Survey; coordinator; best practices report; best efforts.

(a) All public colleges and universities shall, within 60 days after the effective date of this Act, conduct a survey of the services and programs that are provided for veterans, active duty military personnel, and their families, at each of their respective campuses. This survey shall enumerate and fully describe the service or program that is available, the number of veterans or active duty personnel using the service or program, an estimated range for potential use within a 5-year and 10-year period, information on the location of the service or program, and how its administrators may be contacted. The survey shall indicate the manner or manners in which a student veteran may avail himself or herself of the program's services. This survey must be made available to all veterans matriculating at the college or university in the form of an orientation-related guidebook.

Each public college and university shall make the survey available on the homepage of all campus Internet links as soon as practical after the completion of the survey. As soon as possible after the completion of the survey, each public college and university shall provide a copy of its survey to the following:

- (1) the Board of Higher Education;
- (2) the Department of Veterans' Affairs;
- (3) the President and Minority Leader of the Senate and the Speaker and Minority Leader of the House of Representatives; and
- (4) the Governor.

(b) Each public college and university shall, at its discretion, (i) appoint, within 6 months after the effective date of this Act, an existing employee or (ii) hire a new employee to serve as a Coordinator of Veterans and Military Personnel Student Services on each campus of the college or university that has an onsite, daily, full-time student headcount above 1,000 students. The Coordinator of Veterans and Military Personnel Student Services shall be an ombudsperson serving the specific needs of student veterans and military personnel and their families and shall serve as an advocate before the administration of the college or university for the needs of student veterans. The college or university shall enable the Coordinator of Veterans and Military Personnel Student Services to communicate directly with the senior executive administration of the college or university periodically. The college or university shall retain unfettered discretion to determine the organizational management structure of its institution. In addition to any responsibilities the college or university may assign, the Coordinator of Veterans and

Military Personnel Student Services shall make its best efforts to create a centralized source for student veterans and military personnel to learn how to receive all benefit programs and services for which they are eligible.

Each college and university campus that is required to have a Coordinator of Veterans and Military Personnel Student Services shall regularly and conspicuously advertise the office location, phone number, and Internet access to the Coordinator of Veterans and Military Personnel Student Services, along with a brief summary of the manner in which he or she can assist student veterans. The advertisement shall include, but is not necessarily limited to, the following:

(1) advertisements on each campus' Internet home page; and

(2) any promotional mailings for student application.

The Coordinator of Veterans and Military Personnel Student Services shall facilitate other campus offices with the promotion of programs and services that are available.

(c) Upon receipt of all of the surveys under subsection (a) of this Section, the Board of Higher Education and the Department of Veterans' Affairs shall conduct a joint review of the surveys and post, on any Internet home page they may operate, a link to each survey as posted on the Internet website for the college or university. Upon receipt of all of the surveys, the Office of the Governor, through its military affairs advisors, shall similarly conduct a review of the surveys and post the surveys on its Internet website. Following its review of the surveys, the Office of the Governor shall submit an evaluation report to each college and university offering suggestions and insight on the conduct of student veteran-related policies and programs.

(d) The Board of Higher Education and the Department of Veterans' Affairs may issue a best practices report to highlight those programs and services that are most beneficial to veterans and active duty military personnel. The report shall contain a fiscal needs assessment in conjunction with any program recommendations.

(e) Each college and university campus that is required to have a Coordinator of Veterans and Military Personnel Student Services under subsection (b) of this Section shall make its best efforts to create academic and social programs and services for veterans and active duty military personnel that will provide reasonable opportunities for academic performance and success. Each public college and university shall make its best efforts to determine how its online educational curricula can be expanded or altered to serve the needs of student veterans and currently-deployed military, including a determination of whether and to what extent the public colleges and universities can share existing technologies to improve the online curricula of peer institutions, provided such efforts are both practically and economically feasible.

(Source: P.A. 96-133, eff. 8-7-09.)



(110 ILCS 49/20)

Sec. 20. Fiscal impact and reporting. Beginning on September 1 of the year following the effective date of this Act and each subsequent September 1, each college and university that is required to have a Coordinator of Veterans and Military Personnel Student Services under subsection (b) of Section 20 of this Act shall report to the Board of Higher Education on the fiscal impact of the programs and services related to the requirements of this Act.

The Board of Higher Education shall compile the information and, within 60 days after receipt of such information, issue a report reflecting the information for each institution required to report under this Section. The report must be filed with the Governor, the Governor's Office of Management and Budget, the Director of Veterans' Affairs, the Speaker of the House of Representatives, the President of the Senate, the Minority Leader of the House of Representatives, and the Minority Leader of the Senate.  
(Source: P.A. 96-133, eff. 8-7-09.)

(110 ILCS 49/99)

Sec. 99. Effective date. This Act takes effect upon becoming law.  
(Source: P.A. 96-133, eff. 8-7-09.)