

Date: July 1, 2024

To: Honorable Members of the Illinois General Assembly

From: Heidi Mueller, Director, Illinois Department of Children and Family Services

Re: Data Governance and Organization to Support Equity and Racial Justice Act Section 20-15(a) Report

This report is issued pursuant to the provisions of Section 20-15(a) of the Data Governance and Organization to Support Equity and Racial Justice Act (“the Act”) (20 ILCS 65/20-1). The Act requires the Illinois Department of Children and Family Services (the “Department”) to report statistical data on the racial, ethnic, age, sex, disability status, sexual orientation, gender identity, and primary or preferred language demographics of program participants for each major program the Department administers.

Introduction

In the first Annual March Data Governance and Organization to Support Equity and Racial Justice Act Report, the Department identified the following “major programs” and corresponding participant populations for analysis:

- Parents and children who are subjects of an investigation by Child Protection Services;
- Parents and children directly served through open service cases with Permanency Services; and
- Parents and children directly served through open service cases with Intact Family Services.

For each major program identified in the Department’s March 2022 report, this report will provide statistical data where available for each of demographic dispositions enumerated in the Act: race, age, sex, disability status, sexual orientation, gender identity and primary or preferred language.

[Section 20-15(e) of the Act states “if the Board or Department is unable to begin reporting the data required by subsection (a) by July 1, 2022, the Board or the Department shall state the reasons for the delay under the reporting requirements.” As of the date of this report the Department was unable to begin reporting the following data: Disability (limited to Permanency); and gender identity and sexual orientation.

Change Management Efforts and Potential Challenges

Data collection for disability status, for children in the Permanency Services program is collected from the Illinois Department of Healthcare and Family Services (“HFS”). If parents are former children served by the Permanency Services program, their disability status is available in the archived record. However, there is no data collection

process in place for the disability status of all parents in all major programs or children served in Child Protection Services and Intact Family Services program.

In June 2022, pursuant to Illinois Senate Bill 2133, the Department began the process of capturing gender identity and sexual orientation for children 12 years of age and older who are served by the Permanency Services program. A process for capturing gender identity and sexual orientation of parents in all programs and for children served in Child Protection Services and Intact Family Services program will be included as part of the build of our new data system, Illinois Connect, being implemented in phases over the next four years.

Methodology

The information contained in this report is based solely on the data reported to the provided by program participants and collected by programming personal for the various major programs. The data provided by program participants has not been audited for completeness and quality, therefore, no baseline for comparison has been established.

For the purpose of this report, program participants are defined as parents and children who are subjects of an investigation by Child Protection Services; parents and children directly served through open service cases with Permanency Services; and parents and children directly served through open service cases with Intact Family Services. The program participants count is the number of distinct individuals that have been identified as program participants regardless of demographic category.

Race and Ethnicity

The Act provides that the Department “shall use the same racial and ethnic classifications for each program.” 20 ILCS 65/20-15(a). The enumerated classifications are:

- (1) American Indian and Alaska Native alone.
- (2) Asian alone.
- (3) Black or African American alone.
- (4) Hispanic or Latino of any race.
- (5) Native Hawaiian and Other Pacific Islander alone.
- (6) White alone.
- (7) Some other race alone.
- (8) Two or more races.

Id. The Act further allows for the Department to “further define the racial and ethnic categories[.]” *Relative to ethnicity, the Department captures numerous types of Hispanic ethnicities based on the country and/or region of origin which are not identified in and/or required by the Act. Those countries/regions include Mexico, Puerto Rico, Cuba, Dominican Republic, Central America, South American and Spanish Descent. The Latino/Hispanic category is a summation of all Latino/Hispanic ethnicities captured in this report. The Indigenous population is captured under the American Indian/Alaskan Native race category. [Act further States that if*

a program administered by the Board or the Department is subject to federal reporting requirements that include the collection and public reporting of statistical data on the racial and ethnic demographics of program participants, the Department may maintain the same racial and ethnic classifications used under the federal requirements if such classifications differ from the classifications listed in subsection (a).

As the Department of Children and Family Services is required to comply with federal reporting requirements for children who are subjects of an investigation by Child Protection and parents and children directly served through open service cases with Permanency or Intact Family Services and classifications described below for this report may differ from the classifications listed in the legislation related to this report, although are consistent with current

federal reporting requirements, the Department of Children and Family Services has provided information relating to the following categories in its report.]

Ethnicity

All program participants for each program category are reported.

Age

All program participants for each program category are reported.

Sex

All program participants for each program category are reported.

Disability Status

The Department currently collects disability status data from HFS for children in care and can regain access to information for former children in care who are now parents in the Permanency Services program. The data counts, however, do not capture all parents in all major programs or children served in Child Protection Services and Intact Family Services program.

Sexual orientation

The Department collected sexual orientation data from May 18, 2022, until September 30, 2022, for children in Permanency Services. Data collection relies on caseworkers as intermediaries to distribute the survey to youth aged 12 and older. Due to a small percentage of youth responses (14%), and the anonymous nature of the surveys, the data cannot be populated in SACWIS. Additionally, development of confidentiality measures is in process to ensure participant's information is protected and viewable only by the assigned staff. A process is also being developed for data collection of children in Child Protection and Intact Family Services, and parents in all program categories.

Gender Identity

The Department collected sexual orientation data from May 18, 2022, until September 30, 2022, for children in Permanency Services. Data collection relies on caseworkers as intermediaries to distribute the survey to youth aged 12 and older. Due to a small percentage of youth responses (14%), and the anonymous nature of the surveys, the data cannot be populated in SACWIS. Additionally, development of confidentiality measures is in process to ensure participant's information is protected and viewable only by the assigned staff. A process is also being developed for data collection of children in Child Protection and Intact Family Services, and parents in all program categories.

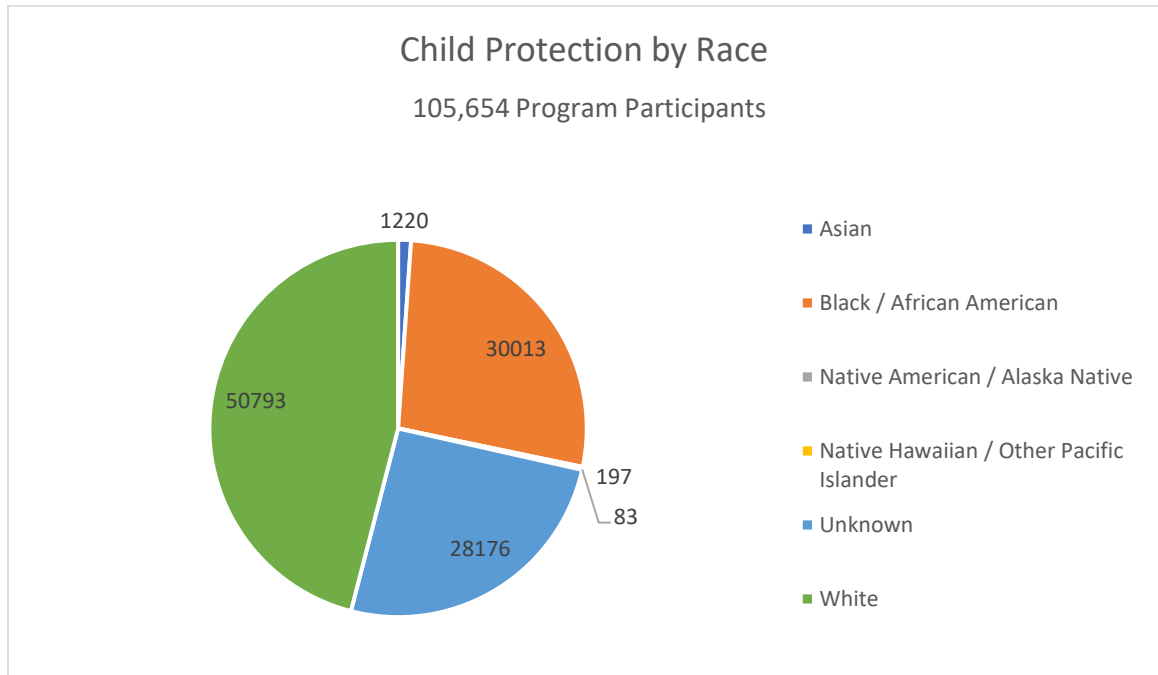
Primary or preferred language

All program participants for each program category are reported.

Statistical Data

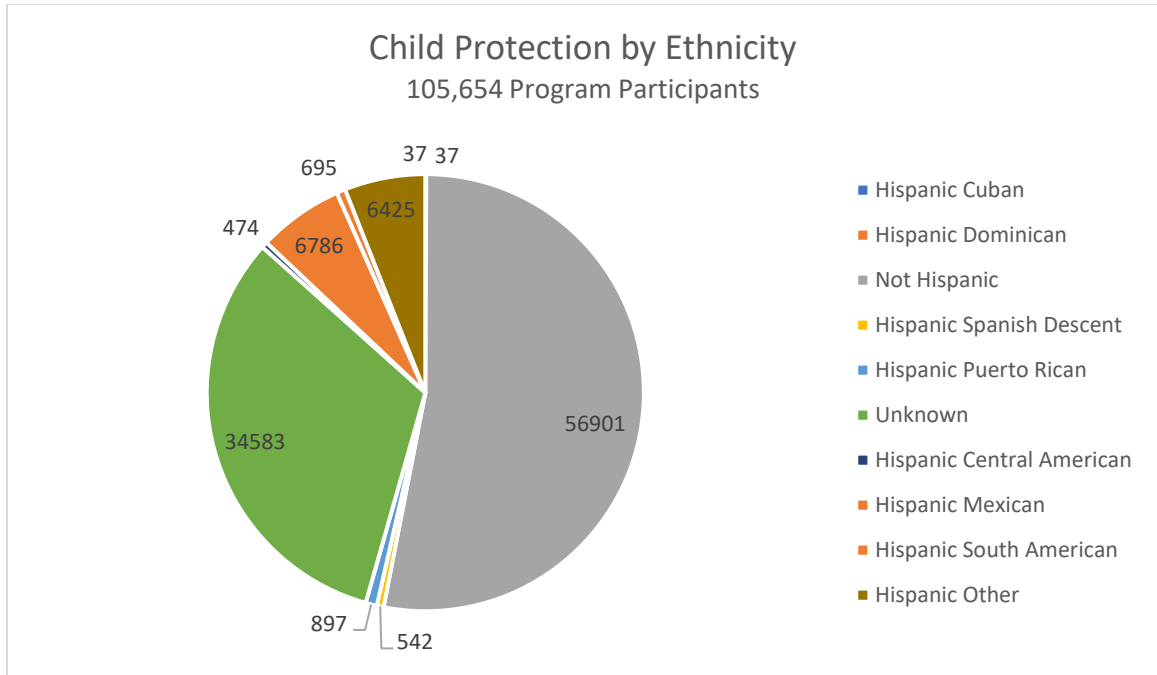
1. Child Protection Services

Race



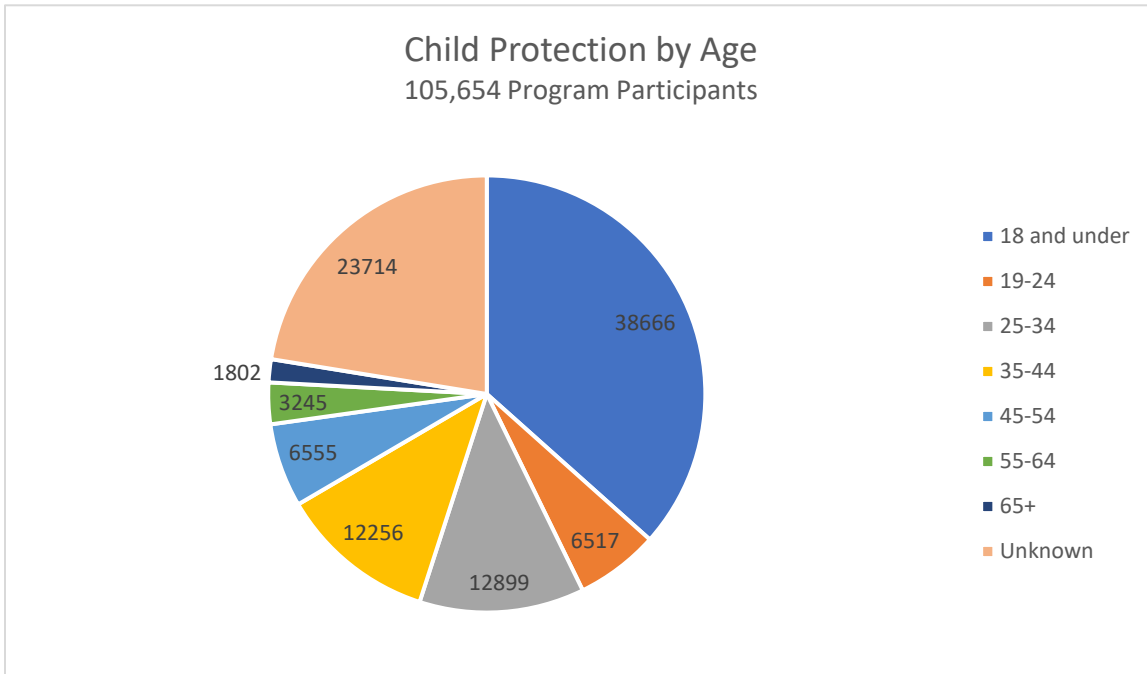
Program Participants	American Indian/Alaska Native	Asian/Asian American	African American/Black	Native Hawaiian and Other Pacific Islander	Middle Eastern /North African	White/ European American	Some Other Race Alone	Two or More Races	No Race Specified
105654	197	1220	30013	83		50793		5032	28176
	.18%	1.2%	28%	.08%		48%		4.7%	27%

Ethnicity



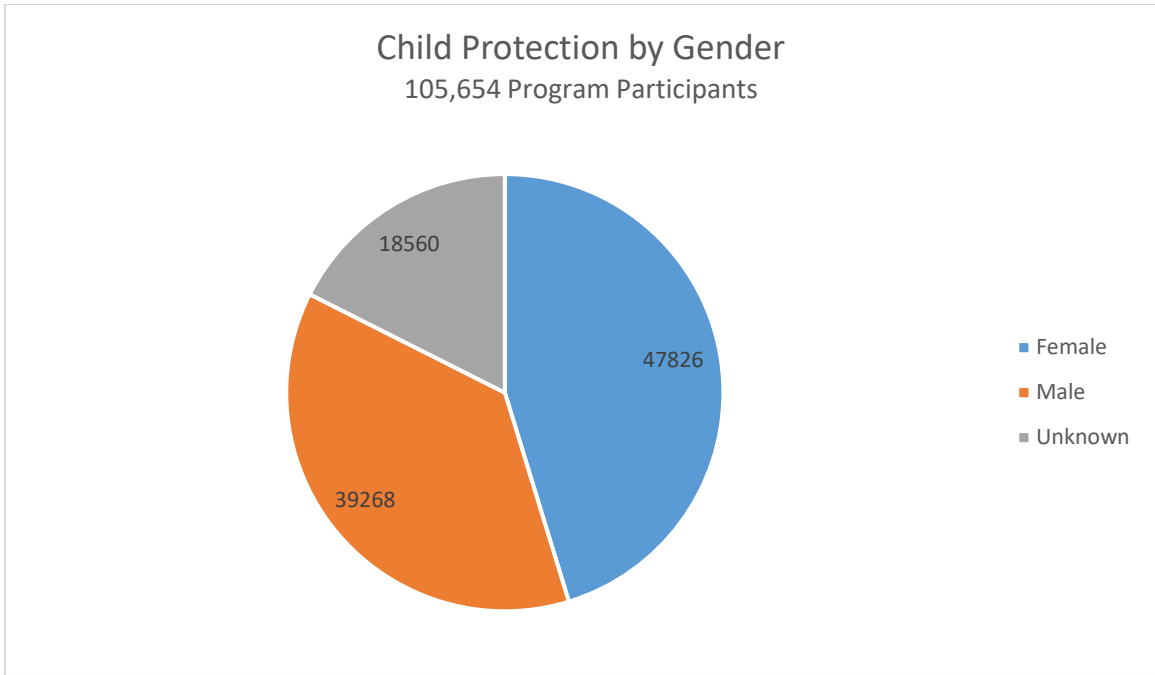
Program Participants	Latina/Latino Latinx/Hispanic	Mexico	Puerto Rico	Cuba	Dominican Republic	Central America	South America	Spanish Descent	Other	Unknown	Indigenous
105654	15893	6786	897	37	37	474	695	542	6425	34583	55178
	15%	6.4 %	.8%	.04%	.04%	.46%	.66%	.51%	6.1%	33%	

Age



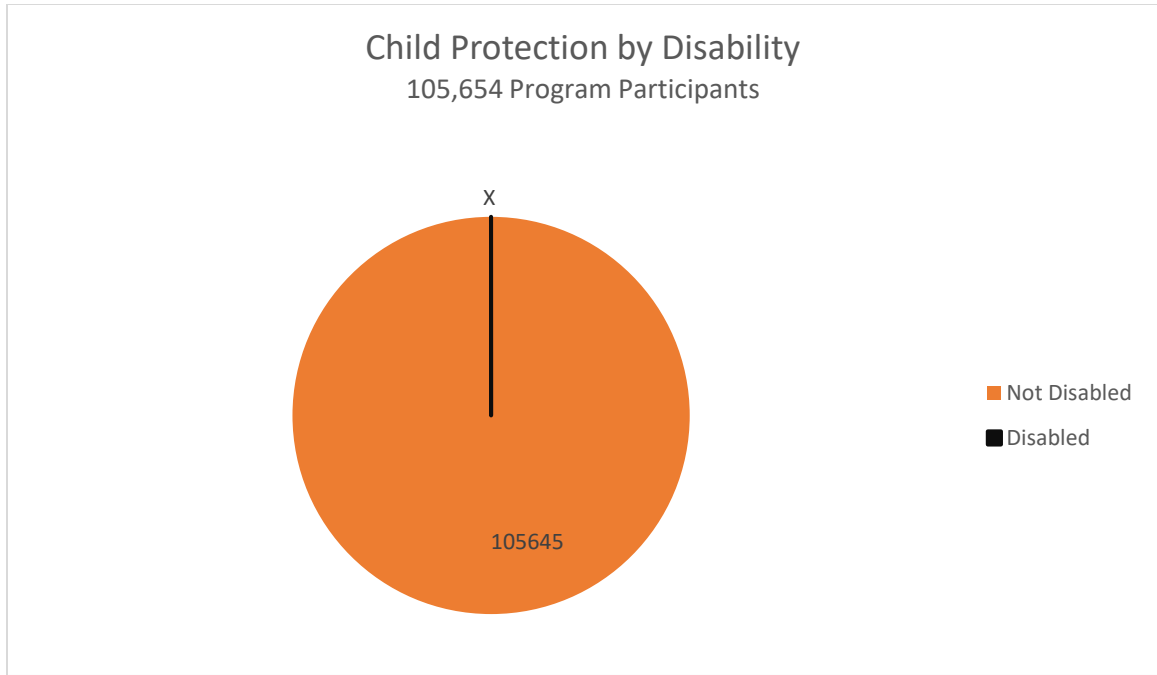
Program Participants	18 and under	19-24	25-34	35-44	45-54	55-64	65+	Unknown
105654	38666	6517	12899	12256	6555	3245	1802	23714
	37%	6.2%	12%	12%	6.2%	3.1%	1.7%	22%

Sex



Program Participants	Female	Male	Other	Missing or Unknown
105654	47826	39268	0	18560
	45%	37%		18%

Disability Status



Program Participants	Disabled
105654	X

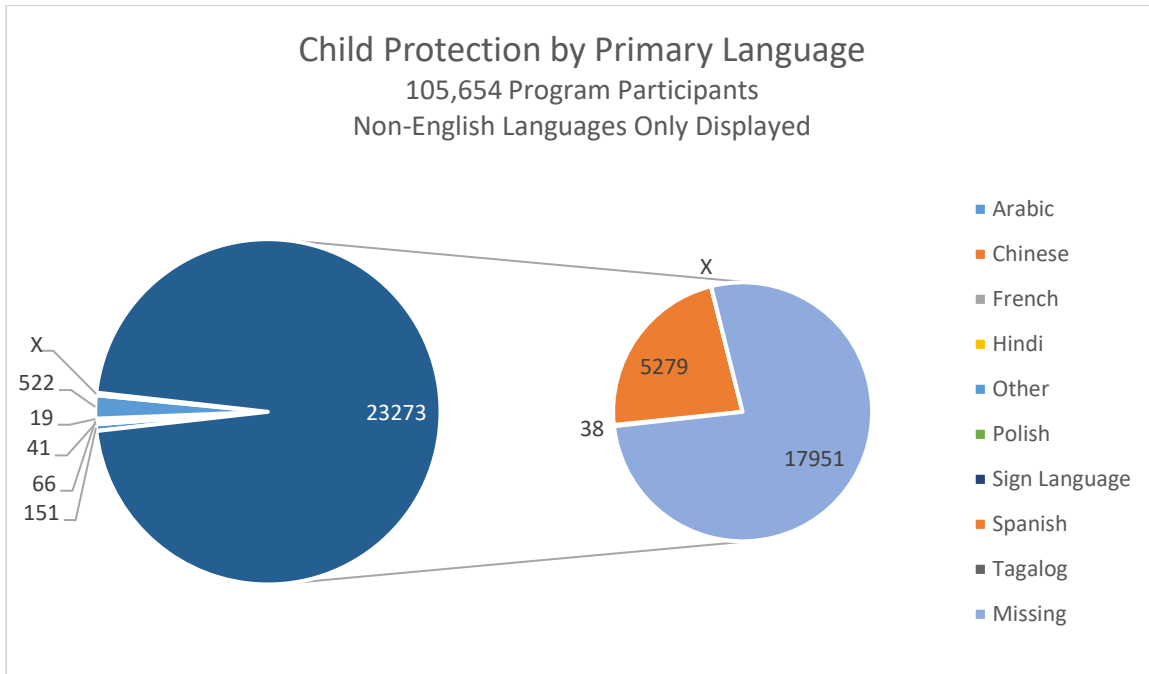
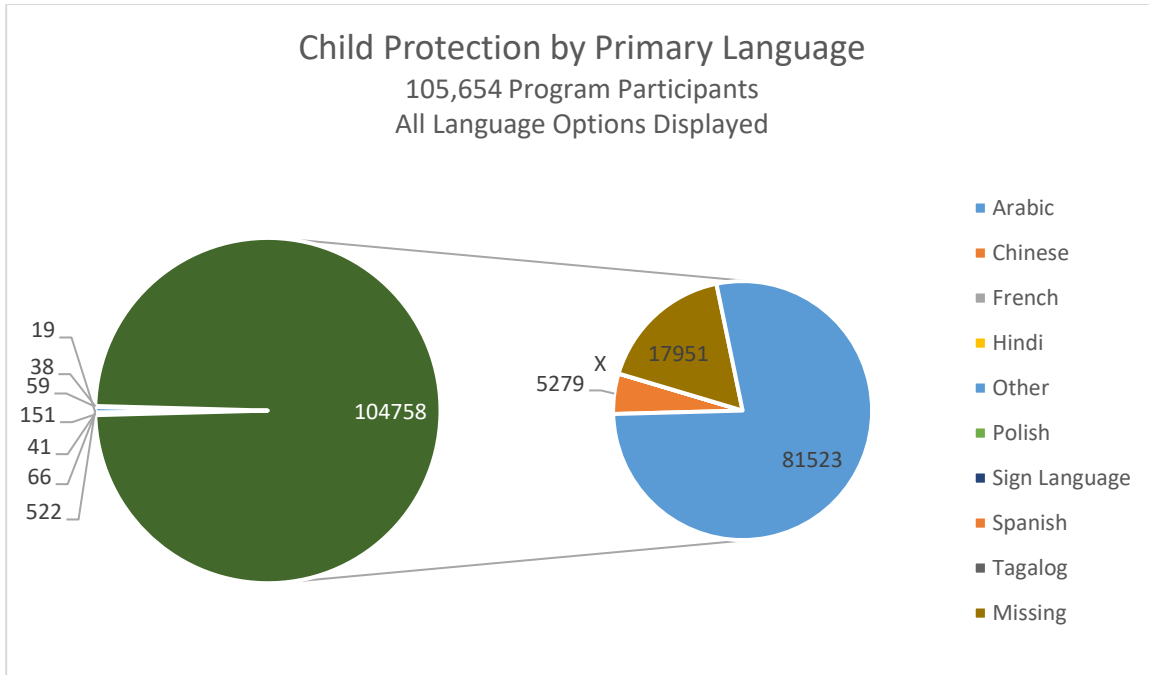
Sexual Orientation

No Data Available

Gender Identity

No Data Available

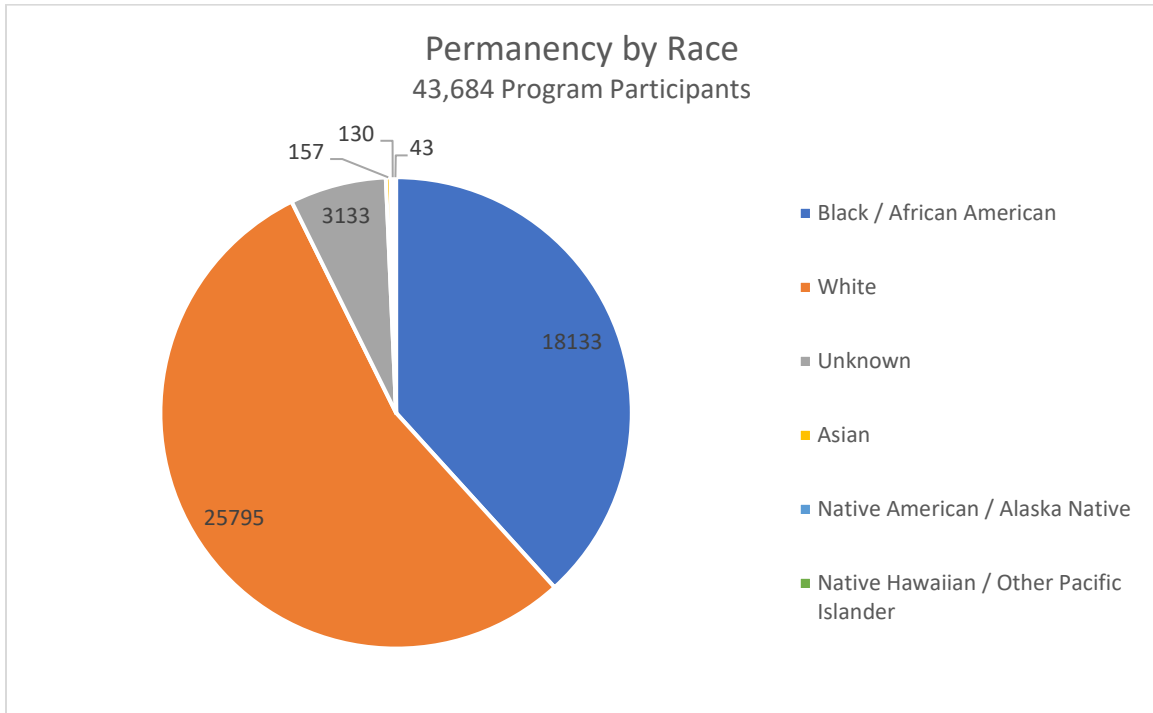
Primary or Preferred Language



Program Participants	English	Non- English Primary Language	Spanish	Polish	Chinese (including Mandarin, Cantonese)	Tagalog (including Filipino)	Hindi	Arabic	French	Sign	Other	Missing
105654	81523	6180	5279	59	41	X	19	151	66	38	522	17951
	77%	5.8%	5%	.06%	.04%		.02%	.14%	.06%	.04%	.5%	17%

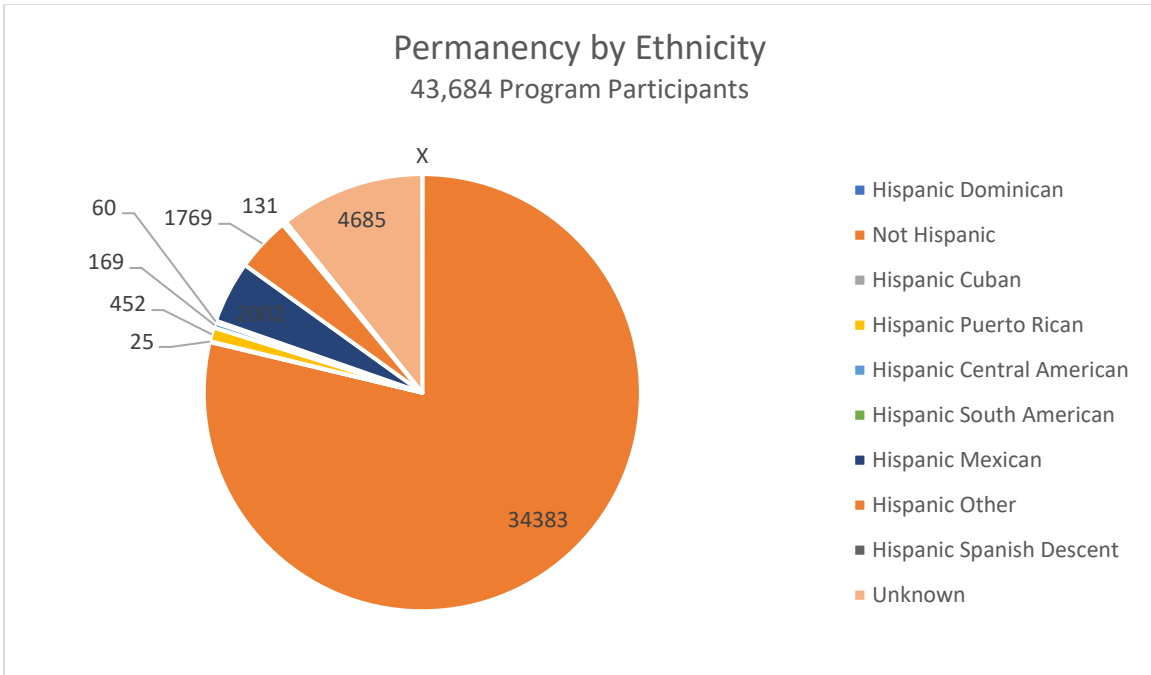
2. Permanency Services

Race



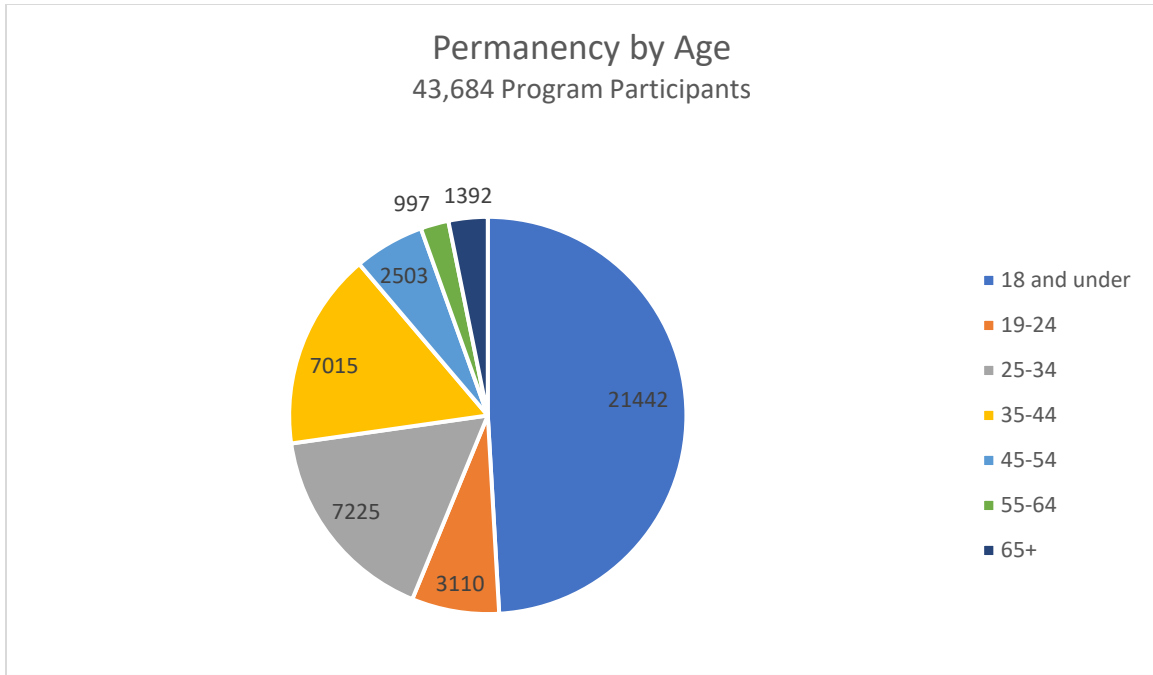
Program Participants	American Indian/Alaska Native	Asian/Asian American	African American/Black	Native Hawaiian and Other Pacific Islander	Middle Eastern/North African	White/European American	Some Other Race Alone	Two or More Races	No Race Specified
43684	130	157	18133	43		25795		3732	3133
	.30%	.36%	42%	.10%		59%		8.5%	7.1%

Ethnicity



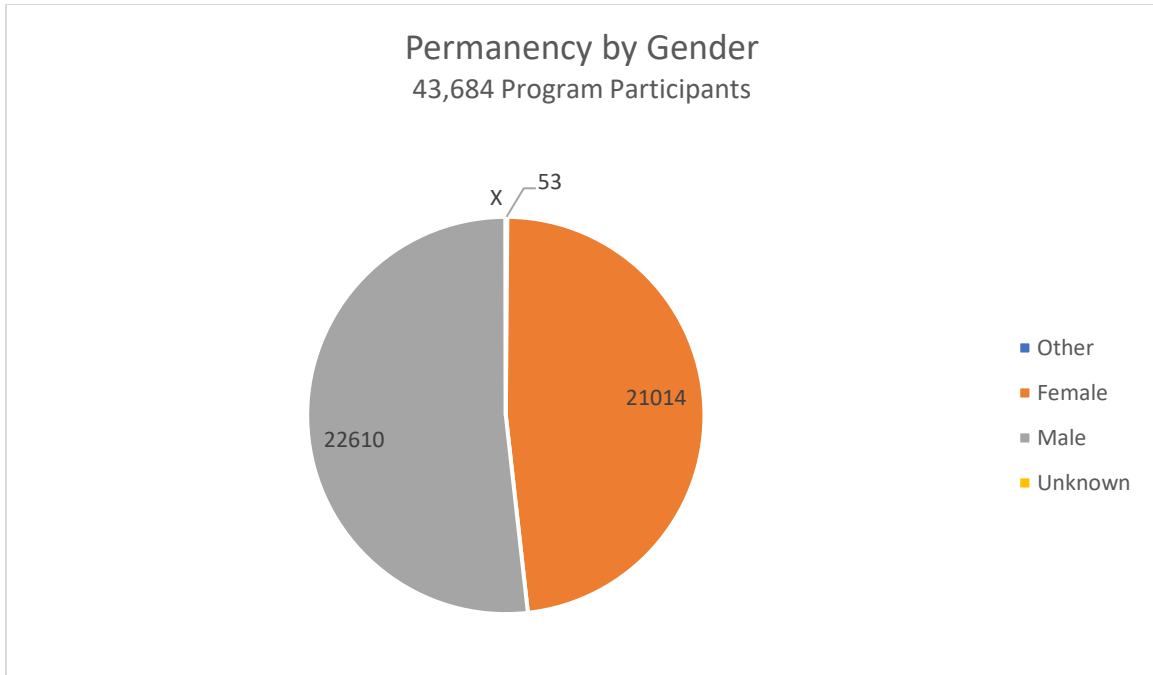
Program Participants	Latina/Latino Latinx/Hispanic	Mexico	Puerto Rico	Cuba	Dominican Republic	Central America	South America	Spanish Descent	Other	Unknown	Indigenous
43684	4616	2002	452	25	X	169	60	131	1763	4685	34383
	10.2%	4.6%	1%	.06%		.39%	.14%	.30%	4%	11%	

Age



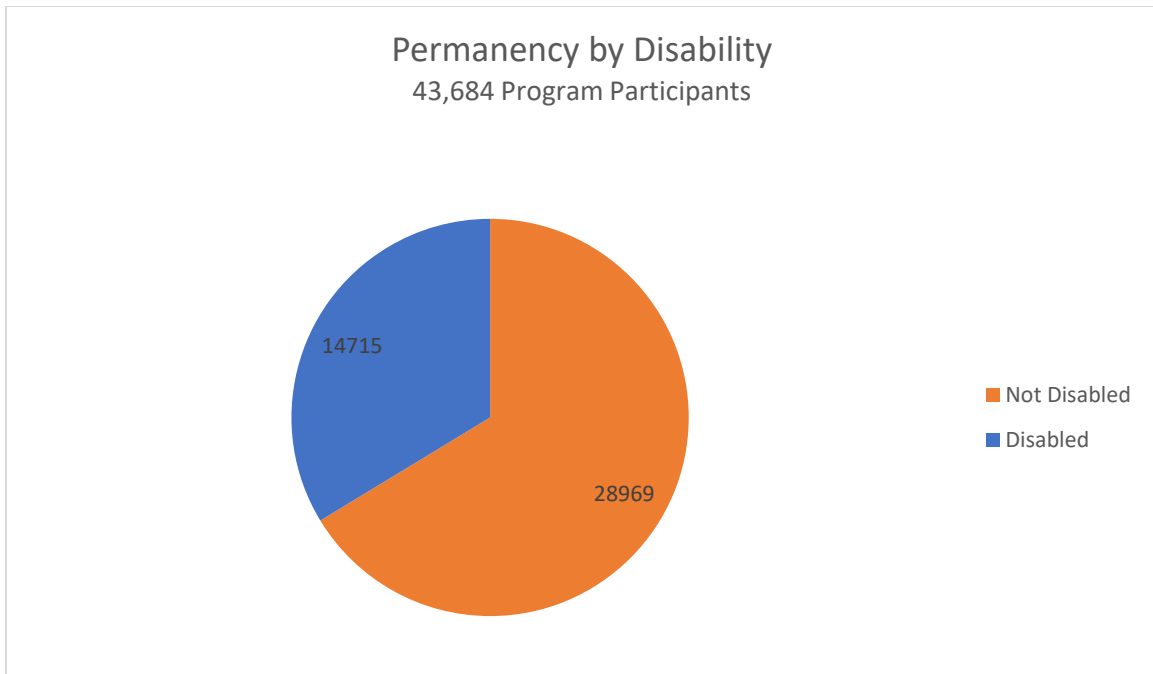
Program Participants	18 and under	19-24	25-34	35-44	45-54	55-64	65+	Unknown
43684	21442	3110	7225	7015	2503	997	1392	0
	49%	7.1%	17%	16%	5.7%	2.3%	3.2%	

Sex



Program Participants	Female	Male	Other	Missing or Unknown
43684	21014	22610	53	X
	48%	52%	.12%	

Disability



Program Participants	Disabled
43684	14715
	34%

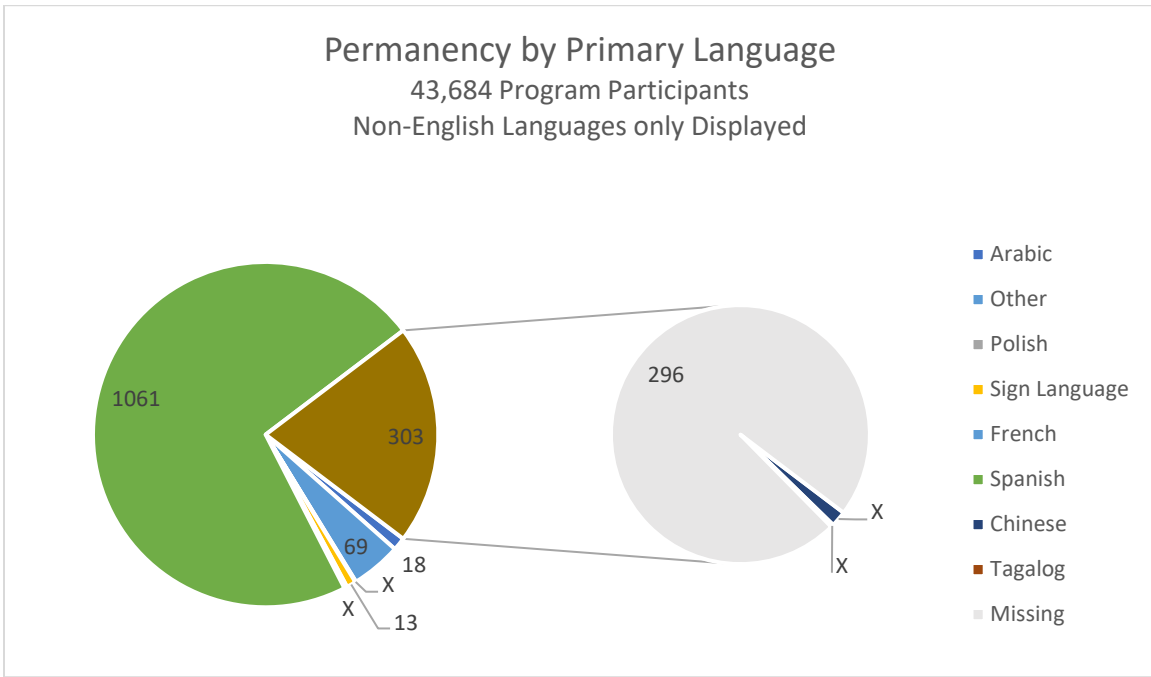
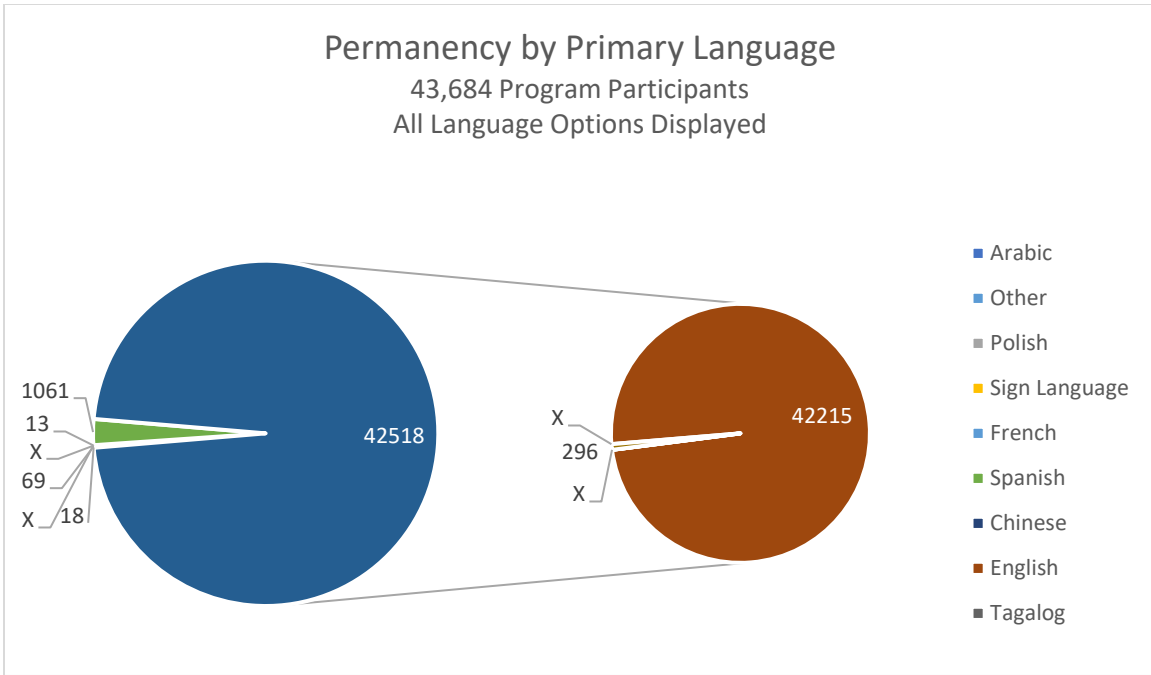
Sexual Orientation

No Data Available

Gender Identity

No Data Available

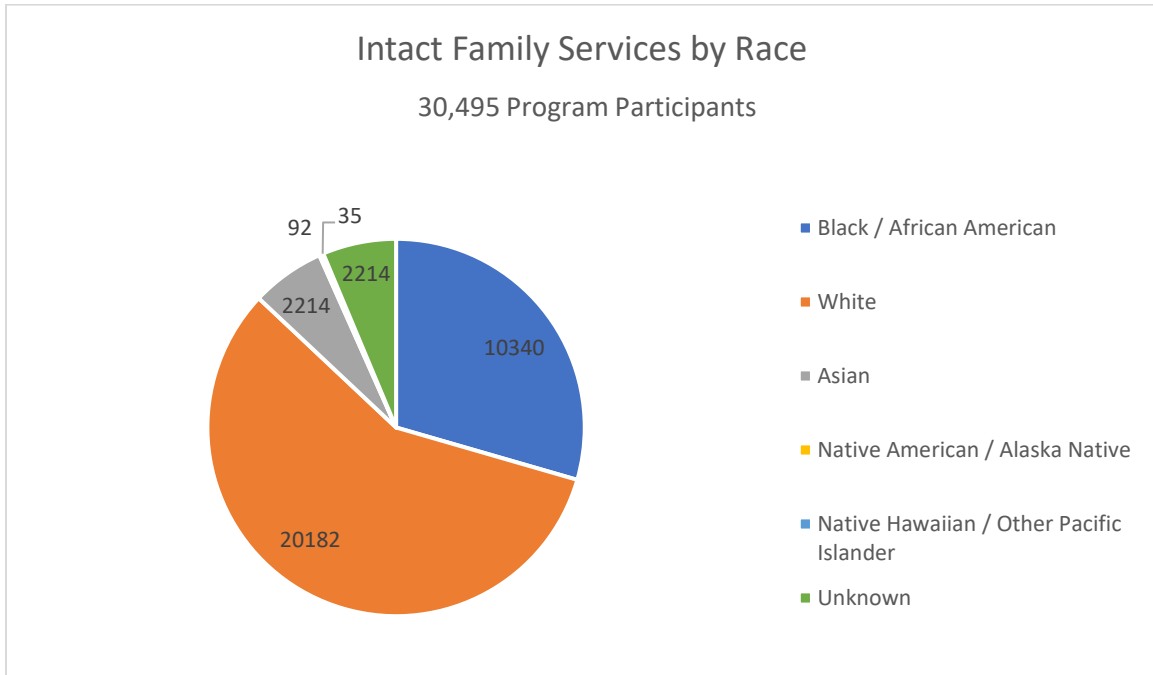
Primary or Preferred Language



Program Participants	English	Non- English Primary Language	Spanish	Polish	Chinese (including Mandarin, Cantonese)	Tagalog (including Filipino)	Hindi	Arabic	French	Sign	Other	Missing
43684	42215	1173	1061	X	X	X	0	18	X	13	69	296
	97%	2.7%	2.4%					.04%		.03%	.16%	.68%

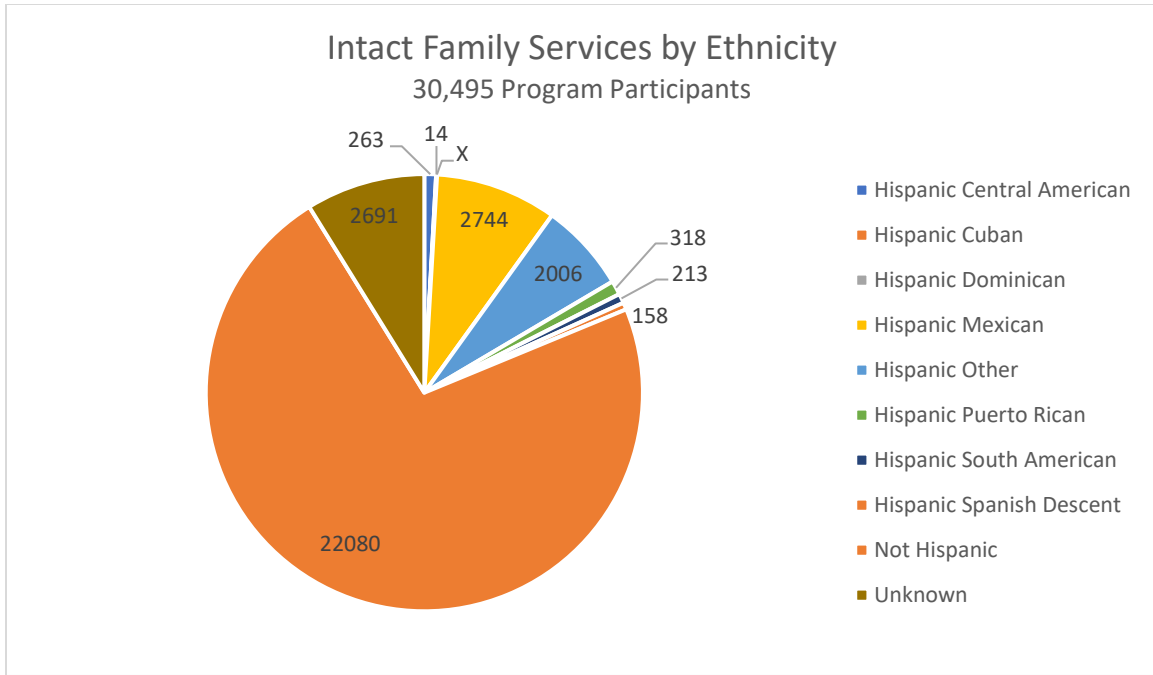
3. Intact Family Services

Race



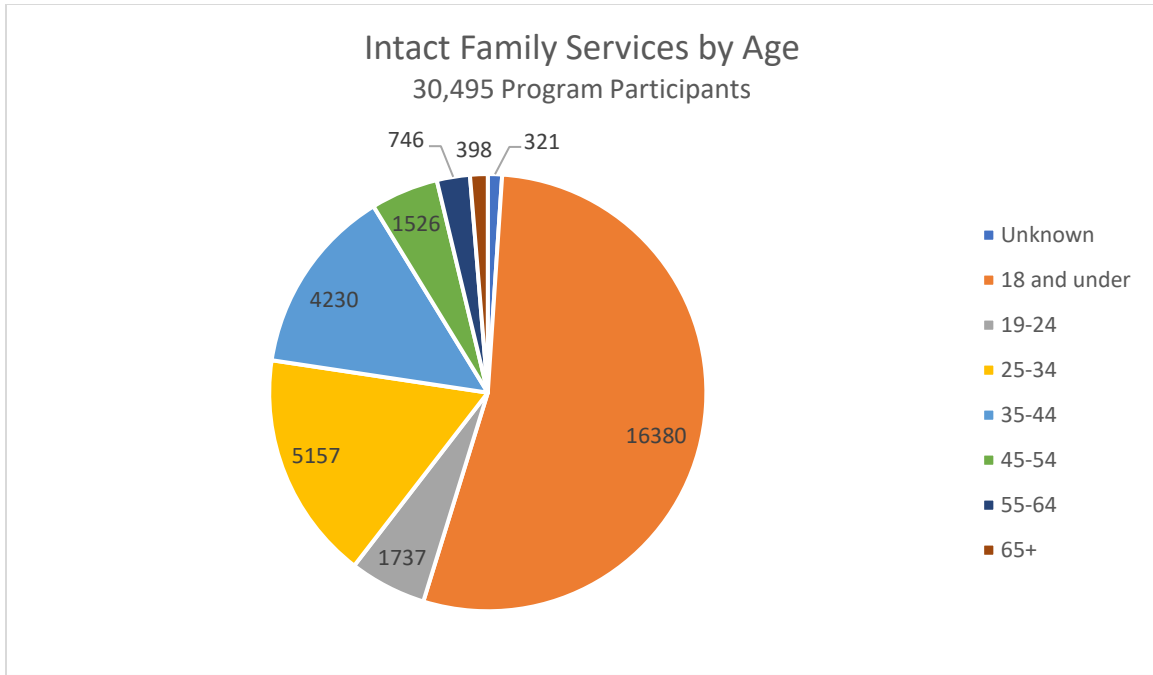
Program Participants	American Indian/Alaska Native	Asian/Asian American	African American/Black	Native Hawaiian and Other Pacific Islander	Middle Eastern/North African	White/European American	Some Other Race Alone	Two or More Races	No Race Specified
30495	92 .30%	250 .82%	10340 34%	35 .11%		20182 66%		2666 8.7%	2214 7.3%

Ethnicity



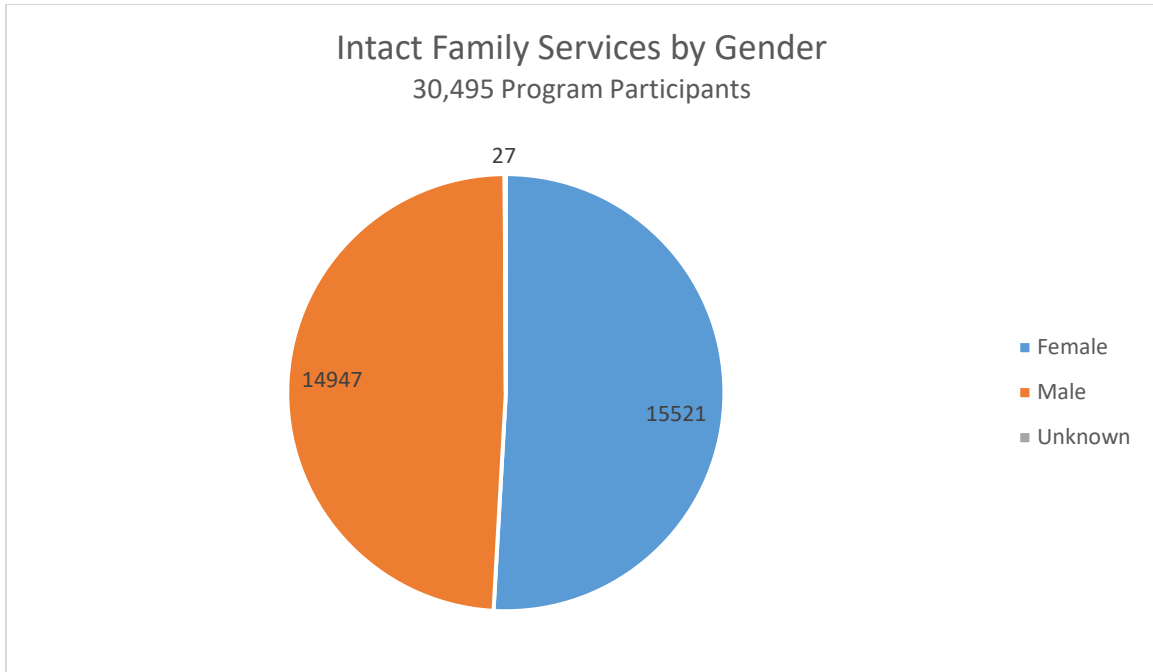
Program Participants	Latina/Latino Latinx/Hispanic	Mexico	Puerto Rico	Cuba	Dominican Republic	Central America	South America	Spanish Descent	Other	Unknown	Indigenous
30495	5156	2594	330	15	X	215	66	132	1804	2798	22080
	17%	8.5%	1.1%	.05%		.71%	.22%	.43%	5.9%	9.2%	

Age



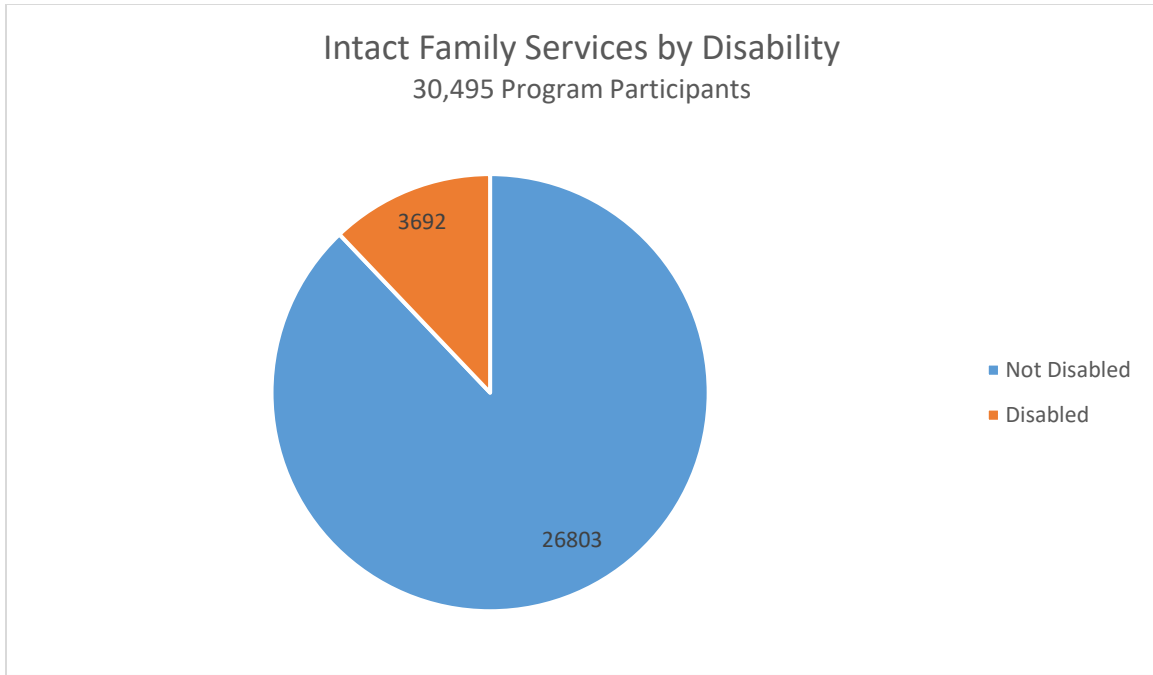
Program Participants	18 and under	19-24	25-34	35-44	45-54	55-64	65+	Unknown
30495	16380	1737	5157	4230	1526	746	398	321
	54%	5.3%	17%	14%	5%	2.4%	1.3%	1.1%

Sex



Program Participants	Female	Male	Other	Missing or Unknown
30495	15521	14947	0	27
	50.7%	49%		.10%

Disability



Program Participants	Disabled
30495	3692
	12%

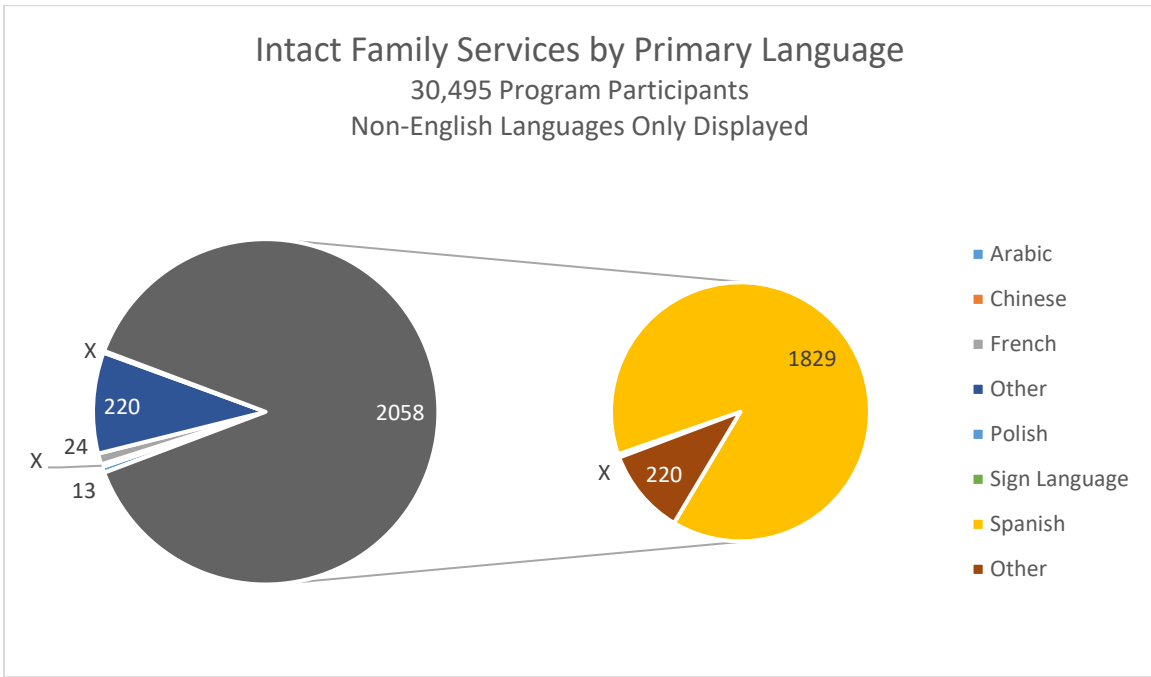
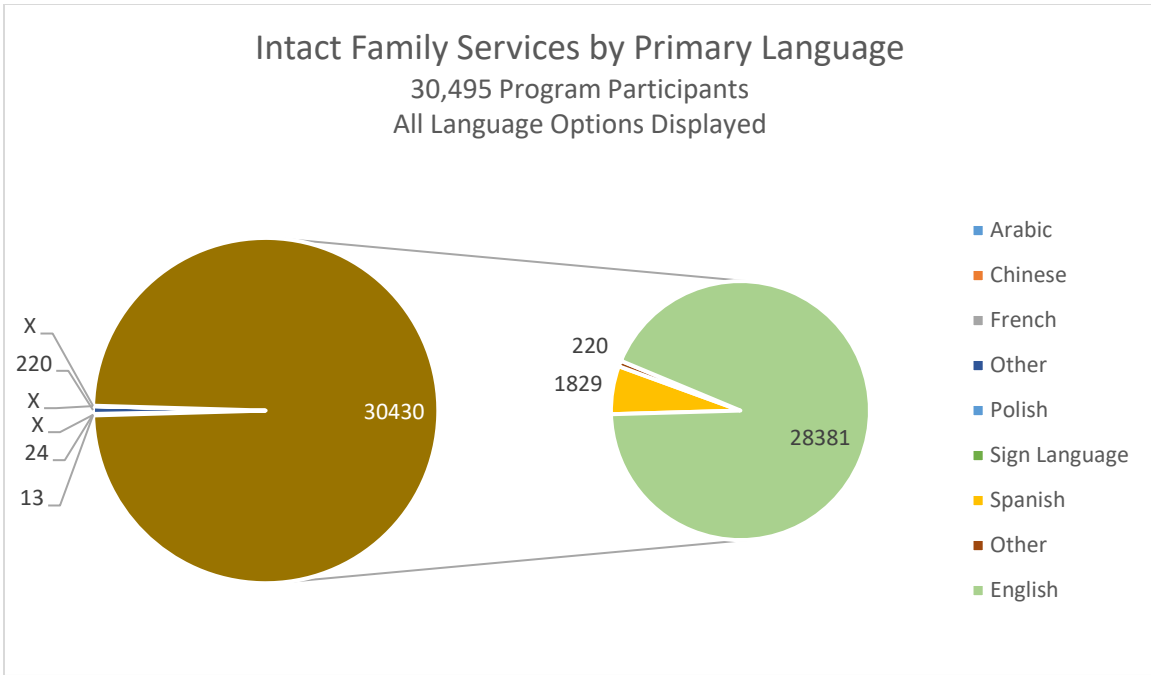
Sexual Orientation

No Data Available

Gender Identity

No Data Available

Primary Language



Program Participants	English	Non- English Primary Language	Spanish	Polish	Chinese (including Mandarin, Cantonese)	Tagalog (including Filipino)	Hindi	Arabic	French	Sign	Other	Missing
30495	28381	2114	1829	X	X	X	X	13	24	X	220	0
	93%	7%	6%					.04%	.08%		.72%	

Conclusion

This report is transmitted on behalf of Director Heidi Mueller. For additional copies of this report or more specific information, please contact Dagené Z. Brown, Director, Office of Racial Equity Practice, dagene.brown@illinois.gov, 312.328.2553.