

Illinois Commerce Commission

Annual Report on Cable and Video Service Deployment by Providers Granted State-Issued Cable and Video Service Authorization



Submitted to the Illinois General Assembly
Pursuant to Section 21-1101(k) of the
Illinois Public Utilities Act

July 2024



State of Illinois

Illinois Commerce Commission

Douglas Scott
Chairman

160 North LaSalle Street
Chicago, Illinois 60601

June 5, 2024

The Honorable Members of the Illinois General Assembly
State House
Springfield, Illinois


Dear Honorable Members of the Illinois General Assembly:

Pursuant to Section 21-1101(k) of the Illinois Public Utilities Act, the Illinois Commerce Commission submits the attached Annual Report on Cable and Video Service Deployment by Providers Granted State-Issued Cable and Video Service Authorization.

The Cable and Video Competition Law of 2007 directs the ICC to submit to the General Assembly a report containing year-end data collected from holders of State-issued video and cable services authorizations. The law requires holders of State-issued video and cable services authorizations to meet certain deployment benchmarks by set dates after they receive state authorization. These dates and deployment benchmarks vary according to the providers' number of telecommunications access lines in the State.

Should you have questions regarding this report, please contact Sarah Ryan, Director of Governmental Affairs, at 217-785-2449, or by email at sarah.ryan@illinois.gov.

Sincerely,


Douglas P. Scott
Chairman

Introduction

The Cable and Video Competition Law of 2007¹ (“Cable and Video Law”) directs holders of State-issued video and cable services authorizations to annually report to the Illinois Commerce Commission (“Commission”) cable and video service deployment information. Section 21-1101(j) of the Cable and Video Law² states:

- (j) Every holder of a State-issued authorization, no later than April 1, 2009, and annually no later than April 1 thereafter, shall report to the Commission for each of the service areas as described in subsections (c) and (d) of this Section in which it provides access to its video service in the State, the following information:
 - (1) Cable service and video service information:
 - (A) The number of households in the holder’s telecommunications service area within each designated market area as described in subsection (c) of this Section or exchange or local unit of government as described in subsection (d) of this Section in which it offers video service.
 - (B) The number of households in the holder’s telecommunications service area within each designated market area as described in subsection (c) of this Section or exchange or local unit of government as described in subsection (d) of this Section that are offered access to video service by the holder.
 - (C) The number of households in the holder’s telecommunications service area in the State.
 - (D) The number of households in the holder’s telecommunications service area in the State that are offered access to video service by the holder.
 - (2) Low-income household information:
 - (A) The number of low-income households in the holder’s telecommunications service area within each designated

¹ 220 ILCS 5/21-100, et seq.

² 220 ILCS 5/21-1101(j).

market area as described in subsection (c) of this Section, as further identified in terms of exchanges, or exchange or local unit of government as described in subsection (d) of this Section in which it offers video service.

- (B) The number of low-income households in the holder's telecommunications service area within each designated market area as described in subsection (c) of this Section, as further identified in terms of exchanges, or exchange or local unit of government as described in subsection (d) of this Section in the State that are offered access to video service by the holder.
- (C) The number of low-income households in the holder's telecommunications service area in the State.
- (D) The number of low-income households in the holder's telecommunications service area in the State that are offered access to video service by the holder.³

Once the holder of a State-issued authorization has satisfied the build-out requirements of Section 21-1101(c),⁴ the holder is required to annually report relative to Section 21-1101(j-5), as follows:

³ The Cable and Video Law defines a "Local unit of government" as "a city, village, incorporated town, or a county," defines "a Telecommunications service area" as "the area designated by the Commission as the area in which a telecommunications company was obligated to provide non-competitive local telephone service as of February 8, 1996 as incorporated into Section 13-202.5 of this Act," and defines a "Designated market area" as "a designated market area, as determined by Nielsen Media Research and published in the 1999-2000 Nielsen Station Index Directory and Nielsen Station Index United States Television Household Estimates or any successor publication. For any designated market area that crosses State lines, only households in the portion of the designated market area that is located within the holder's telecommunications service area in the State where access to video service will be offered shall be considered." 220 ILCS 5/21-201. The Cable and Video Law refers to the Telecommunications Article of the Public Utilities Act for the definition of exchange, where exchange is defined as "a geographical area for the administration of telecommunications services, established and described by the tariff of a telecommunications carrier providing local exchange telecommunications service, and consisting of one or more contiguous central offices, together with associated facilities used in providing such local exchange telecommunications service. To the extent practicable, a municipality, city, or village shall not be located in more than one exchange unless the municipality, city, or village is located in more than one exchange through annexation that occurs after the establishment of the exchange boundary." 220 ILCS 5/ 21-201 and 220 ILCS 5/13-206.

⁴ Section 21-1101(c) addresses holders using telecommunications facilities and having over 1,000,000 access lines. Within 3 years, such holders shall provide cable or video service to at least 35% of the households within 3 designated service areas. Within 5 years, such holders shall provide cable or video service to at least 50% of the households within the 3 designated service areas. Section 21-1101(c) holders

- (1) Cable service and video service information:
 - (A) The number of households in the holder's telecommunications service area within each designated market area in which it offers cable service or video service.
 - (B) The number of households in the holder's telecommunications service area within each designated market area that are offered access to cable service or video service by the holder.
 - (C) The number of households in the holder's telecommunications service area in the State.
 - (D) The number of households in the holder's telecommunications service area in the State that are offered access to cable service or video service by the holder.
 - (E) The exchanges or local units of government in which the holder added cable service or video service in the prior year.
- (2) Low-income household information:
 - (A) The number of low-income households in the holder's telecommunications service area within each designated market area in which it offers video service.
 - (B) The number of low-income households in the holder's telecommunications service area within each designated market area that are offered access to video service by the holder.
 - (C) The number of low-income households in the holder's telecommunications service area in the State.
 - (D) The number of low-income households in the holder's telecommunications service area in the State that are offered access to video service by the holder.

are also required to deploy cable or video service so that at least 30% of the total households with access to the holder's cable or video service shall be low-income. The holder is also obligated to provide access to cable or video service to a percentage of low-income households in each exchange that is at least equal to the percentage of the total low-income households within that exchange.

Once the holder of a State-issued authorization has satisfied the build-out requirements of Section 21-1101(d),⁵ the holder is required to annually report relative to Section 21-1101(j-10), as follows:

(1) Cable service and video service information:

- (A) The number of households in the holder's footprint in which it offers cable service or video service.
- (B) The number of households in the holder's footprint that are offered access to cable service or video service by the holder.
- (C) The exchanges or local units of government in which the holder added cable service or video service in the prior year.

(2) Low-income household information:

- (A) The number of low-income households in the holder's footprint in which it offers cable service or video service.
- (B) The number of low-income households in the holder's footprint that are offered access to cable service or video service by the holder.

The Cable and Video Law directs the Commission to include the deployment information supplied to it by holders of State-issued video and cable services authorizations in an annual report to the General Assembly. Section 21-1101(k) of the Cable and Video Law⁶ provides that:

The Commission, within 30 days of receiving the first report from holders under this Section, and annually no later than July 1 thereafter, shall submit to the General Assembly a report that includes, based on year-end data, the information submitted by holders pursuant to subdivisions (1) and (2) of subsections (j), (j-5), and (j-10) of this Section. The Commission shall make this report available to any member of the public or any local unit of government upon request. All information

⁵ Section 21-1101(d) addresses all holders other than those referenced in Section 21-1101(c). Within 3 years, such holders shall provide cable or video service to at least 35% of the households within each exchange or local unit of government within its service area. Within 5 years, such holders shall provide cable or video service to at least 50% of the households within each exchange or local unit of government within its service area. Section 21-1101(d) holders are also required to deploy cable or video service so that at least 30% of the total households with access to the holder's cable or video service shall be low-income. The holder is also obligated to provide access to cable or video service to a percentage of low-income households in each exchange or local unit of government that is at least equal to the percentage of the total low-income households within that exchange or local unit of government.

⁶ 220 ILCS 5/21-1101(k).

submitted to the Commission and designated by holders as confidential and proprietary shall be subject to the disclosure provisions in subsection (c) of Section 21-401 of this Act. No individually identifiable customer information shall be subject to public disclosure.

Commission Activities Related to the Cable and Video Competition Law of 2007

Since the Cable and Video Law took effect on June 30, 2007, the Commission has approved twenty-eight applications from companies seeking authorization to provide cable or video services.

- On October 24, 2007 in Docket No. 07-0493, the Commission approved the application of Illinois Bell Telephone Company (“AT&T Illinois”) to provide video service, and authorized AT&T Illinois to use, occupy and construct facilities in the public rights of way for the delivery of video service in the service area footprint.
- On April 21, 2010 in Docket No. 10-0048, the Commission approved WideOpenWest Illinois, LLC’s application to provide video service, and authorized WideOpenWest Illinois, LLC to use, occupy and construct facilities in the public rights of way for the delivery of video service in the service area footprint.
- On February 10, 2011 in Docket No. 11-0029, the Commission approved Highland Communication Services’ application to provide video service, and authorized Highland Communication Services to use, occupy and construct facilities in the public rights of way for the delivery of video service in the service area footprint.
- On January 23, 2014 in Docket Nos. 14-0009, 14-0010, 14-0109, and 14-0194, the Commission approved Mediacom Illinois LLC’s application to provide cable service, and authorized Mediacom Illinois LLC to use, occupy and construct facilities in the public rights of way for the delivery of cable service in the service area footprint.
- On March 5, 2014 in Docket Nos. 14-0100, 14-0193, and 14-0195, the Commission approved MCC Illinois LLC’s application to provide cable service, and authorized MCC Illinois LLC to use, occupy and construct facilities in the public rights of way for the delivery of cable service in the service area footprint.
- On August 1, 2014 in Docket No. 14-0450, the Commission approved the application of US Sonet LLC to provide cable service, and authorized US Sonet LLC to use, occupy and construct facilities in the public rights of way for the delivery of cable service in the service area footprint.
- On September 19, 2014 in Docket Nos. 14-0531, 14-0532 and 14-0533, the Commission approved the application of three Comcast affiliates, Comcast of

Florida/Georgia/Illinois/Michigan, LLC, Comcast of Illinois III, Inc. d/b/a CHICAGO CABLE TV-IV, and Comcast of South Chicago, Inc. to provide cable service, and authorized Comcast to use, occupy and construct facilities in the public rights of way for the delivery of cable service in Chicago vicinity known as Chicago Areas 2 and 3, Chicago Area 4, and Chicago Area 5, respectively. At its April 23, 2015 Bench Session, the Commission approved the application of the Comcast affiliate Comcast of Chicago, Inc. to also provide cable service in Chicago Area 1.

- On March 12, 2015 in Docket No. 15-0118, the Commission approved the application of Computer Techniques, Inc. d/b/a CTI Fiber to provide cable service, and authorized Computer Techniques, Inc. d/b/a CTI Fiber to use, occupy and construct facilities in the public rights of way for the delivery of cable service in the service area footprint.
- On March 26, 2015 in Docket No. 15-0170, the Commission approved the application of Illinois Rural Electric Cooperative to provide video service, and authorized Illinois Rural Electric Cooperative to use, occupy and construct facilities in the public rights of way for the delivery of video service in Calhoun County, the Village of Bluffs, and the Cities of Barry and Winchester.
- On June 5, 2015 in Docket No. 15-0352, the Commission approved the application of Mediacom Southeast LLC to provide cable service, and authorized Mediacom Southeast LLC to use, occupy and construct facilities in the public rights of way for the delivery of cable service in the Village of Alto Pass.
- On July 9, 2015 in Docket No. 15-0396, the Commission approved the application of RCN Telecom Services of Illinois, LLC to provide cable service, and authorized RCN Telecom Services of Illinois, LLC to use, occupy and construct facilities in the public rights of way for the delivery of cable service in the Village of Lincolnwood.
- On February 24, 2016 in Docket No. 16-0051, the Commission approved the application of Co-Mo Comm, Inc. to provide video service, and authorized Co-Mo Comm, Inc. to use, occupy and construct facilities in the public rights of way for the delivery of video service in Scott and Calhoun Counties, the Village of Bluffs, and the Cities of Barry and Winchester.
- On June 1, 2016 in Docket No. 16-0311, the Commission approved the application of iTV-3, LLC d/b/a iTV-3 of Central Illinois, LLC to use, occupy and construct facilities in the public rights of way for the delivery of video service in Champaign/Urbana and the Village of Dunlap.
- On October 19, 2016, in Docket No. 16-0445, the Commission approved the amended application of Frontier North Inc. to use, occupy and construct facilities

in the public rights of way for the delivery of video service in its service area footprint. Frontier North Inc. subsequently experienced negotiation difficulty on retransmission rights, and on March 13, 2017 submitted a supplemental amended application seeking re-authorization, which the Commission granted on April 7, 2017.

- On January 11, 2017 in Docket No. 16-0592, the Commission approved the application of Wabash Independent Networks, Inc. to use, occupy and construct facilities in the public rights of way for the delivery of video service in the Villages of Odin, Iuka, and Sandoval.
- On May 10, 2017 in Docket No. 17-0199, the Commission approved the application of Consolidated Communications Enterprise Services, Inc. to use, occupy and construct facilities in the public rights of way for the delivery of video service in 41 central Illinois communities.
- On June 7, 2017 in Docket No. 17-0245, the Commission approved the application of Zito Midwest LLC to use, occupy and construct facilities in the public rights of way for the delivery of video service in Jackson County.
- On September 27, 2017 in Docket No. 17-0365, the Commission approved the application of Telecommunications Management, LLC d/b/a New Wave Communications to use, occupy and construct facilities in the public rights of way for the delivery of video service in the Village of Oreana.
- On September 27, 2017 in Docket No. 17-0378, the Commission approved the application of Frontier Communications of Illinois, Inc. to use, occupy and construct facilities in the public rights of way for the delivery of video service in Illinois communities.
- On December 13, 2017 in Docket No. 17-0584, the Commission approved the application of Madison Communications, Inc. to use, occupy and construct facilities in the public rights of way for the delivery of video service in certain areas of Madison County.
- On January 25, 2018 in Docket No. 18-0036, the Commission approved the application of Pavlov Media Cable Illinois, LLC to use, occupy and construct facilities in the public rights of way for the delivery of video service in Monticello.
- On June 14, 2018 in Docket No. 18-1007, the Commission approved the application of Cass Cable TV, Inc. to use, occupy and construct facilities in the public rights of way for the delivery of video service in the villages of Bath, Forest City, and Tallula.

- On February 5, 2020 in Docket No. 20-0051, the Commission approved the application of MCC Network Services, LLC d/b/a Metro Comm to use, occupy and construct facilities in the public rights of way for the delivery of video service in Gibson City.
- On March 5, 2020 in Docket No. 20-0113, the Commission approved the application of Illinois Fiber Connect LLC to use, occupy and construct facilities in the public rights of way for the delivery of video service in the villages of Teutopolis and Watson.
- On April 28, 2020 in Docket No. 20-0320, the Commission approved the application of Surf Air Wireless, LLC d/b/a Surf Broadband Solutions, d/b/a Surf Air Wireless, d/b/a CSInet to use, occupy and construct facilities in the public rights of way for the delivery of video service in Ottawa.
- On March 4, 2021 in Docket No. 20-0867, the Commission approved Cable One, Inc. and Telecommunications Management, LLC d/b/a NewWave Communications' Notice of Transfer and Application for State-Issued Authorization to Provide Cable or Video Service, to use, occupy and construct facilities in the public rights-of-way for the delivery of video service in the existing Telecommunications Management, LLC d/b/a NewWave Communications service area footprint.
- On June 24, 2021 in Docket No. 21-0491, the Commission approved Illinois Bell Telephone Company, LLC d/b/a AT&T Wholesale d/b/a AT&T Illinois ("AT&T Illinois") and DIRECTV, LLC's Notice of Transfer and Application for State-Issued Authorization to Provide Video Service Pursuant to Section 401 of the Cable and Video Competition Law of 2007, to use, occupy, and construct facilities in the public rights-of-way for the delivery of video service, and for State-issued authorization for DIRECTV to provide video service in the existing AT&T Illinois service area footprint.
- On September 2, 2021 in Docket No. 21-0598, the Commission approved the Transfer of the WideOpenWest Illinois, LLC's State-Issued Authorization to Provide Cable and Video Services within the State of Illinois pursuant to Section 401 of the Cable and Video Competition Law of 2007 to RCN Telecom Services of Illinois, LLC d/b/a Astound Broadband d/b/a Astound TV Network (ATVN) d/b/a Astound Business Solutions d/b/a Astound.

Summary of Reports

DIRECTV, LLC's (formerly known as AT&T Illinois) Third Annual Report to the Commission

On March 29, 2024, DIRECTV, LLC submitted to the Commission a document entitled "Re: Docket 21-0491 DIRECTV Annual Video Service Access Report," included as Attachment A. The DIRECTV, LLC report consists of a summary letter, a page of Definitions and Descriptions, and one attachment for the year ending December 31, 2023.

In 2013, DIRECTV, LLC's predecessor AT&T Illinois reported satisfying the requirements of Section 21-1101(c) of the Cable and Video Law. Accordingly, DIRECTV, LLC's third annual report was submitted in compliance with Section 21-1101(j-5) of the Cable and Video Law, which is described in the Introduction section of this report. DIRECTV, LLC reported, among other information:

- The number of households in DIRECTV, LLC's telecommunications service area within the Champaign & Springfield-Decatur DMA to which it offers video service has increased from 104,516 in 2022 to 106,122 in 2023, offering service to 45% of the Champaign & Springfield-Decatur DMA.
- The number of households in DIRECTV, LLC's telecommunications service area within the Chicago DMA to which it offers video service has increased from 2,644,861 in 2022 to 2,655,103 in 2023, offering service to 69% of its Chicago DMA.
- The number of households in DIRECTV, LLC's telecommunications service area within the St. Louis DMA to which it offers video service has increased from 85,319 in 2022 to 87,023 in 2023, offering service to 35% of its St. Louis DMA.
- The number of households in DIRECTV, LLC's telecommunications service area in its total State area to which it offers video service has increased from 2,834,696 in 2022 to 2,848,248 in 2023, offering service to 61% of its total State area.
- The number of exchanges or local units of government in which DIRECTV, LLC added video service was 0 in 2023.
- The number of low-income households in DIRECTV, LLC's telecommunications service area within the Champaign & Springfield-Decatur DMA to which it offers video service has increased from 46,783 in 2022 to 47,317 in 2023. 45% of the households offered service by DIRECTV, LLC in the Champaign & Springfield-Decatur DMA were low-income, which is greater than the percentage of all households in the DIRECTV, LLC Champaign & Springfield-Decatur DMA that are low-income at 39%.
- The number of low-income households in DIRECTV, LLC's telecommunications service area within the Chicago DMA to which it offers video service has increased

from 749,091 in 2022 to 750,917 in 2023. 28% of the households offered service by DIRECTV, LLC in 2022 in the Chicago DMA were low-income, which is equal to the percentage of all households in the Chicago DMA that are low-income at 28%.

- The number of low-income households in DIRECTV's telecommunications service area within the St. Louis DMA to which it offers video service has increased from 29,026 in 2022 to 29,459 in 2023. 34% of the households offered service by DIRECTV in 2022 in the St. Louis DMA were low-income, which is equal to the percentage of all households in the DIRECTV St. Louis DMA that are low-income at 34%.
- The number of low-income households in DIRECTV, LLC's telecommunications service area in its total State area to which it offers video service has increased from 824,899 in 2022 to 827,692 in 2023. 29% of the households offered service by DIRECTV, LLC in 2022 in its total State area were low-income, which is equal to the percentage of all households in DIRECTV, LLC's total State area that are low-income at 29%.

Highland Communication Services Thirteenth Report to the Commission

Highland Communication Services provided its thirteenth annual report to the Commission on April 5, 2024 for the year ending December 31, 2023, included as Attachment B. Highland Communication Services provides video services for the City of Highland and surrounding areas.

Highland Communications Services added no new exchanges or local units of government from last year's report.

Highland Communication Services indicated that it offers cable service to 4,738 of its 5,382 households, or 88%. 21% of the households offered service by Highland Communication Services in 2023 were low-income, which is equal to the percentage of all households in the Highland Communication Services service area that are low-income at 21%.

Mediacom Illinois LLC's Tenth Report to the Commission

Mediacom Illinois LLC submitted its tenth annual report on April 2, 2024 for the year ending December 31, 2023, included as Attachment C. Mediacom Illinois LLC provides cable services to 390 distinct service areas throughout Illinois, including Carbondale, Effingham, Marion, Murphysboro, and Mattoon.

Mediacom Illinois LLC reports 117 more exchanges or local units of government from last year's report.

Mediacom Illinois LLC indicated that it now offers cable service to 316,767 of its 1,268,948 households, or 25%. 33% of the households offered service by Mediacom Illinois LLC in 2023 were low-income, which is equal to the percentage of all households in the Mediacom Illinois LLC service area that are low-income at 33%. In areas where Mediacom Illinois LLC is an incumbent provider of cable services it is, pursuant to Section 21-301(b) “obligated to provide access to cable services or video services within any local unit of government at the same levels required by the local franchising authorities for the local unit of government on June 30, 2007.”

MCC Illinois LLC’s Tenth Report to the Commission

MCC Illinois LLC submitted its tenth annual report on April 2, 2024 for the year ending December 31, 2023, included as Attachment D. MCC Illinois LLC identified 54 cable service areas, including Moline, Williamson County and Coles County.

MCC Illinois LLC reports 1 additional exchange or local unit of government from last year’s report.

MCC Illinois LLC indicated that it offers cable service to 97,760 of its 241,101 households, or 41%. 42% of the households offered service by MCC Illinois LLC in 2023 were low-income, which is equal to the percentage of all households in the MCC Illinois LLC service area that are low-income at 42%. In areas where MCC Illinois LLC is an incumbent provider of cable services it is, pursuant to Section 21-301(b) “obligated to provide access to cable services or video services within any local unit of government at the same levels required by the local franchising authorities for the local unit of government on June 30, 2007.”

Comcast’s Ninth Report to the Commission

Comcast of Florida/Georgia/Illinois/Michigan, LLC, Comcast of Illinois III, Inc. d/b/a CHICAGO CABLE TV-IV, and Comcast of South Chicago, Inc. received State-issued authorization to provide cable services to the City of Chicago Areas 2, 3, 4 and 5 on September 19, 2014. Comcast of Chicago, Inc. received Commission approval to provide cable service to the City of Chicago Area 1 on April 23, 2015. Comcast of Florida/Georgia/Illinois/Michigan, LLC, Comcast of Illinois III, Inc. d/b/a CHICAGO CABLE TV-IV, Comcast of South Chicago, Inc., and Comcast of Chicago, Inc. (“Comcast”) submitted its ninth annual report on March 20, 2024 for year ending December 31, 2023, included as Attachment E.

Comcast reported that, with respect to the City of Chicago, Comcast is an “incumbent cable operator” because Comcast, on January 1, 2007, provided cable service in and throughout the City of Chicago pursuant to franchise agreements. Pursuant to and in accordance with those local franchise agreements, Comcast provided cable service

access to 100% of low-income households throughout its City of Chicago “footprint.” Because Comcast is an incumbent cable operator under the Cable and Video Competition Law of 2007 (“Act”), Comcast must provide cable access in its service territory (i.e., City of Chicago) on the same terms and in a geographic area no smaller than it did on June 30, 2007. Comcast reports it is fully compliant with these obligations under the Act.

Comcast states that the United States Census Bureau’s most recent estimate of the number of “low-income households,” as defined in Section 21-201(p) of the Illinois Public Utilities Act, located within the City of Chicago is 315,160, and that Comcast provides access to 100% of those low-income households.

Computer Techniques, Inc. d/b/a CTI Fiber’s Ninth Report to the Commission

Computer Techniques, Inc. d/b/a CTI Fiber submitted its ninth annual report on April 9, 2024 for the year ending December 31, 2023, included as Attachment F. Computer Techniques, Inc. d/b/a CTI Fiber provides cable services to areas such as Taylorville, Litchfield, Greenville, Hillsboro, and Pana. Computer Techniques, Inc. d/b/a CTI Fiber reports one new exchange or local unit of government since last year’s report.

Computer Techniques, Inc. d/b/a CTI Fiber indicated that it offers cable service to 13,964 of its 17,361 households, or 80%. 33% of the households offered service by Computer Techniques, Inc. d/b/a CTI Fiber in 2023 were low-income, which is greater than the percentage of all households in the Computer Techniques, Inc. d/b/a CTI Fiber service area that are low-income at 27%.

Illinois Electric Cooperative’s Ninth Report to the Commission

Illinois Electric Cooperative submitted its ninth annual report on March 25, 2024 for the year ending December 31, 2023, included as Attachment G. Illinois Electric Cooperative indicated that it has not offered, nor has it provided cable and video service to Illinois customers or subscribers during this reporting period.

Mediacom Southeast LLC’s Ninth Report to the Commission

Mediacom Southeast LLC submitted its ninth annual report on April 2, 2024 for the year ending December 31, 2023, included as Attachment H. Mediacom Southeast LLC provides cable services to areas such as Perry County and Royalton, with no additional exchanges from last year.

Mediacom Southeast LLC indicated that it offers cable service to 1,939 of its 10,015 households, or 19%. 50% of the households offered service by Mediacom Southeast LLC in 2023 were low-income, which is greater than the percentage of all households in the Mediacom Southeast LLC service area that are low-income at 43%.

RCN Telecom Services of Illinois, LLC d/b/a Astound Broadband d/b/a Astound TV Network (ATVN) d/b/a Astound Business Solutions d/b/a Astound's ("Astound") Third Combined Report to the Commission

Astound submitted its third combined annual report on April 11, 2024 for the year ending December 31, 2023, included as Attachment I. Astound provides cable services to areas such as City of Chicago (Areas 1, 2 & 5), Evanston, Naperville, and Schaumburg, with two additional exchanges from last year.

Astound indicated that it offers cable service to 937,607 of its 1,236,874 households, or 76%. 32% of the households offered service by Astound in 2023 were low-income, which is greater than the percentage of all households in the Astound service area that are low-income at 24%.

Co-Mo Comm, Inc. DBA Co-Mo Connect's Eighth Report to the Commission

Co-Mo Comm, Inc. submitted its eighth annual report on March 25, 2024 for the year ending December 31, 2023, included as Attachment J. Co-Mo Comm, Inc. DBA Co-Mo Connect provides cable services to 36 governmental units in west-central Illinois including the City of Quincy and counties of Hancock, Brown and Scott, the same as last year.

Co-Mo Comm, Inc. DBA Co-Mo Connect reported that it offers cable service to all 31,167 households, or 100%. 35% of the households offered service by Co-Mo Comm, Inc. DBA Co-Mo Connect in 2023 were low-income, which is equal to the percentage of all households in the Co-Mo Comm, Inc. DBA Co-Mo Connect service area that are low-income at 35%.

iTV-3, LLC d/b/a iTV-3 of Central Illinois, LLC's Eighth Report to the Commission

iTV-3, LLC d/b/a iTV-3 of Central Illinois, LLC submitted its eighth annual report on April 3, 2024 for the year ending December 31, 2023, included as Attachment K. iTV-3, LLC d/b/a iTV-3 of Central Illinois, LLC provides cable services to areas such as Springfield, Champaign/Urbana and Chatham, with one additional exchange compared to last year.

iTV-3, LLC d/b/a iTV-3 of Central Illinois, LLC reports that it offers cable service to 76,137 of its 207,021 households, or 37%. 24% of the households offered service by iTV-3, LLC d/b/a iTV-3 of Central Illinois, LLC in 2023 were low-income, which is less than the percentage of all households in the iTV-3, LLC d/b/a iTV-3 of Central Illinois, LLC service area that are low-income at 27%.

Frontier North Inc.'s and Frontier Communications' (Frontier) Sixth Report to the Commission

Frontier submitted its sixth annual report on March 28, 2024 for the year ending December 31, 2023, included as Attachment L. Frontier provides cable services to central Illinois communities such as Bloomington, Heyworth, Colfax and Stanford.

Frontier reported that it offers cable service to 45,243 of its 63,977 households, or 71%. 11% of the households offered service by Frontier in 2023 were low-income, which is equal to the percentage of all households in the Frontier service area that are low-income at 11%.

Wabash Communications' (formerly Wabash Independent Networks, Inc.) Seventh Report to the Commission

Wabash Communications submitted its seventh annual report on March 19, 2024 for the year ending December 31, 2023, included as Attachment M. Wabash Communications provides cable services to Odin, Iuka, and Sandoval, with no additional exchanges from last year.

Wabash Communications reported that it offers cable service to 517 of its 985 households, or 52%. 21% of the households offered service by Wabash Communications in 2023 were low-income, which is less than the percentage of all households in the Wabash Communications service area that are low-income at 22%.

Consolidated Communications Enterprise Services, Inc. Sixth Report to the Commission

Consolidated Communications Enterprise Services, Inc. submitted its sixth annual report on March 25, 2024 for the year ending December 31, 2023, included as Attachment N. Consolidated Communications Enterprise Services, Inc. provides cable services to 49 central Illinois communities such as Charleston, Effingham, and Hillsboro.

Consolidated Communications Enterprise Services, Inc. reported that it offers cable service to 107,238 of its 126,561 households, or 85%. 32% of the households offered service by Consolidated Communications Enterprise Services, Inc. in 2022 were low-income, which is less than the percentage of all households in the Consolidated Communications Enterprise Services, Inc. service area that are low-income at 33%.

Zito Midwest LLC's Sixth Report to the Commission

Zito Midwest LLC submitted its sixth annual report on April 2, 2024 for the year ending December 31, 2023, included as Attachment O. Zito Midwest LLC provides cable services to 8 southern Illinois governmental units, such as Vienna, Goreville and Galatia.

Zito Midwest LLC reported that it offers cable service to all 5,944 households, or 100%. 16% of the households offered service by Zito Midwest LLC in 2022 were low-income, which is equal to the percentage of all households in the Zito Midwest LLC service area that are low-income at 16%.

Telecommunications Management, LLC d/b/a New Wave Communications d/b/a Cable One, Inc.'s Seventh Report to the Commission

Telecommunications Management, LLC d/b/a New Wave Communications d/b/a Cable One, Inc. submitted its seventh annual report on March 19, 2024 for the year ending December 31, 2023, included as Attachment P. Telecommunications Management, LLC d/b/a New Wave Communications d/b/a Cable One, Inc. provides cable services to 78 areas such as Auburn, Benton, Macoupin County, Vermillion County, and Montgomery County.

Telecommunications Management, LLC d/b/a New Wave Communications d/b/a Cable One, Inc. reported that it offers cable service to 137,075 of its 166,875 households, or 82%. 36% of the households offered service by Telecommunications Management, LLC d/b/a New Wave Communications d/b/a Cable One, Inc. in 2023 were low-income, which is greater than the percentage of all households in the Telecommunications Management, LLC d/b/a New Wave Communications d/b/a Cable One, Inc. service area that are low-income at 32%.

Madison Communications, Inc.'s Seventh Report to the Commission

Madison Communications, Inc. submitted its seventh annual report on March 26, 2024 for the year ending December 31, 2023, included as Attachment Q. Madison Communications, Inc. provides cable services to certain areas of Madison County, Alhambra, Hamel and Worden.

Madison Communications, Inc. reported that it offers cable service to all 4,081 households, or 100%. 4% of the households offered service by Madison Communications, Inc. in 2023 were low-income, which is equal to the percentage of all households in the Madison Communications, Inc. service area that are low-income at 4%.

Pavlov Media Cable Illinois, LLC's Fifth Report to the Commission

Pavlov Media Cable Illinois, LLC submitted its fifth annual report on March 25, 2024 for the year ending December 31, 2023, included as Attachment R. Pavlov Media Cable Illinois, LLC reports that it is currently evaluating deployment of its cable and video service. Pavlov has not offered, nor does it currently provide cable and video service to Illinois customers or subscribers. Pavlov will continue to report to the Commission accordingly.

Cass Cable TV, Inc.'s Sixth Report to the Commission

Cass Cable TV, Inc. submitted its sixth annual report on March 27, 2024 for the year ending December 31, 2023, included as Attachment S.

Cass Cable TV, Inc. reports that it is an incumbent cable operator for Pittsfield, Pleasant Plains, Rushville, Mason, Ashland, Virginia, Athens, Versailles, Mt. Sterling, Sherman, Bath, Forest City, and Tallula pursuant to local franchise agreements. Cass Cable TV provides cable service access to 100% of low-income households in these communities.

Cass Cable TV, Inc. reports that for the Village of Lynnville, Cass Cable TV, Inc. is not an incumbent cable operator, however, it provides cable access throughout the entire corporate limits of Lynnville. With respect to Morgan County, Cass Cable TV, Inc. is not an incumbent cable operator, however, it provides cable service access at the same levels required by Morgan County for incumbent cable operators. With respect to the Village of South Jacksonville, Cass Cable TV, Inc. is not an incumbent cable operator, however, it provides cable service access at the same levels required by the Village of South Jacksonville for incumbent cable operators.

Cass Cable TV, Inc. provides access to all 10,471 low-income households throughout its service area footprint. Cass Cable TV, Inc. states that it is fully compliant with its obligations under the Cable and Video Competition Law of 2007.

MCC Network Services, LLC d/b/a Metro Comm's Fourth Report to the Commission

MCC Network Services, LLC d/b/a Metro Comm submitted its fourth annual report on April 10, 2024, for the year ending December 31, 2023, included as Attachment T. MCC Network Services, LLC d/b/a Metro Comm provides cable services to Sullivan, Bement, and Bethany.

MCC Network Services, LLC d/b/a Metro Comm reported that it offers cable service to 1,127 of its 47,547 households, or 2%. 10% of the households offered service by MCC Network Services, LLC d/b/a Metro Comm in 2023 were low-income, which is greater

than the percentage of all households in the MCC Network Services, LLC d/b/a Metro Comm service area that are low-income at 7%.

Illinois Fiber Connect LLC's Fourth Report to the Commission

Illinois Fiber Connect LLC submitted its fourth annual report on March 19, 2024 for the year ending December 31, 2023, included as Attachment U. Illinois Fiber Connect LLC provides cable services to Teutopolis and Watson.

Illinois Fiber Connect LLC reported that it offers cable service to 469 of its 1,024 households, or 46%. 13% of the households offered service by Illinois Fiber Connect LLC in 2023 were low-income, which is greater than the percentage of all households in the Illinois Fiber Connect LLC service area that are low-income at 7%.

Surf Air Wireless, LLC's Fourth Report to the Commission

Surf Air Wireless, LLC submitted a letter through its legal counsel, dated April 10, 2024 and included as Attachment V, stating that Surf Air Wireless, LLC did not provide video service to any customers in Illinois in the entirety of 2023.

Conclusion

As required by the Cable and Video Law, the Commission provides this report summarizing deployment information supplied to it by holders of State-issued cable or video services authority. The Commission will, consistent with its statutory obligations, continue to monitor and annually report on cable and video deployment efforts pursuant to Section 21-1101(k) of the Illinois Public Utilities Act.



March 29, 2024

Ms. Elizabeth A. Rolando
Chief Clerk
Illinois Commerce Commission
527 East Capitol Avenue
Springfield, Illinois 62794

Re: Docket 21-0491 DIRECTV Annual Video Service Access Report

Dear Ms. Rolando:

DIRECTV, LLC ("DIRECTV") submits its Annual Video Service Access Report to you for filing pursuant to the requirements under the Cable and Video Competition Law of 2013 (the "Act") (220 ILCS 5/21-100).

On June 24, 2021, the Illinois Commerce Commission approved the transfer of the video franchise held by Illinois Bell Telephone Company ("AT&T Illinois") to DIRECTV and granted state issued authorization to provide video service by the Commission's notice in Docket 21-0491 dated June 24, 2021. The transfer was completed on July 31, 2021, and DIRECTV began providing U-verse TV service in the same video service area footprint as AT&T Illinois.

We respectfully request Commission acceptance of this Report. Any questions regarding this filing can be directed to me as follows:

DIRECTV
External Affairs
2260 E. Imperial Hwy.
El Segundo, CA 90245
e-mail: scott.alexander@directv.com
telephone: (214) 202-3185

Please acknowledge receipt of this Report by returning the extra copy of this letter, using the enclosed pre-addressed and postage paid envelope enclosed for your convenience.

Sincerely,

A handwritten signature in black ink, appearing to read "Scott J. Alexander". The signature is written in a cursive, flowing style.

Scott J. Alexander
Senior Director – External Affairs
Enclosure

DIRECTV Annual Video Service Access Report

Data as of December 31, 2023

Definitions and Descriptions

Attachment 1 – Statewide and Designated Market Areas

Definitions and Descriptions for Attachments 1

“Access” means that DIRECTV is capable of providing video services at the household address using any technology, other than direct-to-home satellite service, which provides two-way broadband internet capability and video programming, content and functionality, regardless of whether any customer has ordered service or whether the owner or landlord or other responsible person has granted access to the household.

“HH” or “Household” means a house, an apartment, a mobile home, a group of rooms, or a single room that is intended for occupancy as separate living quarters. Separate living quarters are those in which the occupants live and eat separately from any other persons in the building and which have direct access from the outside of the building or through a common hall.

“LI” or “Low-income household” means those residential households located within the AT&T Illinois’ existing telecommunications service area where the average annual household income is less than \$35,000 based on the United States Census Bureau estimates adjusted annually to reflect rate of change and distribution.

“Designated Market Area” or “DMA” means a designated market area, as determined by Nielsen Media Research and published in the 1999-2000 Nielsen Station Index Directory and Nielsen Station Index United States Television Household Estimates or any successor publication. For any designated market area that crosses State lines, only households in the portion of the designated market area that is located within AT&T Illinois’ telecommunications service area where access to video service will be offered is included.

“Telco Footprint” shows the number of households in AT&T Illinois’ telecommunications service area at statewide and DMA levels.

“Current Build Footprint” and “Current Build Coverage %” shows the number and percent of households with access to video service in areas within DIRECTV’s State-issued authorization at statewide and DMA levels.

“Footprint LI” and “Footprint LI %” shows the number and percent of low-income households in AT&T Illinois’ telecommunications service area at statewide and DMA levels.

“Current Build LI” and “Current Build LI %” shows the number and percent of low-income households with access to video service in areas within DIRECTV’s State-issued authorization at statewide and DMA levels.

Attachment 1

DIRECTV Annual Video Service Access Report

State	HH Footprint	Current Build Footprint	Current Build Coverage %	Footprint LI	Current Build LI	Footprint LI%	Current Build LI%
Illinois	4,667,354	2,848,248	61.02%	1,356,470	827,692	29.06%	29.06%

Designated Market Area (DMA)	HH Footprint	Current Build Footprint	Current Build Coverage %	Footprint LI	Current Build LI	Footprint LI%	Current Build LI%
Champaign & Springfield- Decatur	234,422	106,122	45.27%	91,539	47,317	39.05%	44.59%
Chicago	3,868,700	2,655,103	68.63%	1,069,510	750,917	27.65%	28.28%
St. Louis	246,667	87,023	35.28%	84,320	29,459	34.18%	33.85%

Note: Total state households differ from DMA households because DMAs with no video build were removed from this list to improve readability.

Data as of December 31, 2023.



April 5, 2024

Chief Clerk's Office

Illinois Commerce Commission

527 E. Capitol Ave.

Springfield, IL 62701

RE: Highland Communication Services: Annual Cable Service Report, Docket Number 11-0029

Dear Clerk,

In accordance with Section 21-1101(j) of the Public Utilities Act, we enclose for filing Highland Communication Services' annual cable service information report.

By way of background, Highland Communication Services filed its original "Application for State-Issued Authorization to Provide Cable Service" on January 11, 2011, which was approved on January 21, 2011. As of May 19, 2015, Highland Communication Services had completed Phase 1, 2 and 3 of the designated area. Video was operational on December 1, 2011.

The attached spreadsheet provides households and subscriber information relative to Highland Communication Service State-Issued Authorization service area footprint as of April 1, 2024.

Please contact the undersigned if you have any questions.

Sincerely,

Angela F. Imming

Director, Technology and Innovation, City of Highland

Highland Communication Services
 2024 Annual Cable Services Report
 Docket No. 11-00-29

Phase 1, 2 & 3	Number of Households	5,382	Number of Households passed by HCS	4,738	Number of Households with Access to HCS Video	4,738	Number of Households w/income below \$35,000	1,114	Number of households passed by HCS w/income below \$35,000	1,008	Number of households w/income <\$35,000 w/access to HCS video service	1,008

MEDIACOM ILLINOIS LLC						
ANNUAL CABLE SERVICE REPORT--AS OF DECEMBER 31, 2023						
LFA	Number of Households in Service Area	Number of Households in Service Area Offered Access to Video Service by Mediacom Illinois	Number of Households in Service Area with Income below	Number of Households in Service Area with \$35,000 offered access to Video Service by Mediacom Illinois		
CITY OF ABINGDON	1,545	1,454	690		690	
CITY OF ALTAMONT	1,007	1,007	377		377	
CITY OF ATLANTA	819	819	295		295	
CITY OF CARBONDALE	9,974	9,974	6,798		6,798	
CITY OF CARTERSVILLE	2,545	2,545	1,031		1,031	
CITY OF CARTHAGE	1,252	1,252	374		374	
CITY OF CASEY	1,066	1,066	559		559	
CITY OF CHARLESTON	7,484	7,484	3,964		3,964	
CITY OF CHENOA	622	622	245		245	
CITY OF CHILlicothe	2,745	2,745	1,024		1,024	
CITY OF CLINTON	3,139	3,139	1,537		1,537	
CITY OF DALLAS CITY	404	404	208		208	
CITY OF DANVERS	403	403	157		157	
CITY OF DELAVAN	667	667	234		234	
CITY OF EARLVILLE	803	803	349		349	
CITY OF EFFINGHAM	5,140	5,140	2,065		2,065	
CITY OF ELDORADO	1,775	1,775	1,057		1,057	
CITY OF EL PASO	984	984	389		389	
CITY OF ELMWOOD	787	787	250		250	
CITY OF ESSEX	321	321	47		47	
CITY OF EUREKA	2,313	2,313	1,167		1,167	
CITY OF FAIRBURY	1,596	1,596	582		582	
CITY OF FARMER CITY	762	762	288		288	
CITY OF FARMINGTON	898	898	341		341	
CITY OF GALVA	1,057	1,057	521		521	
CITY OF GENESEO	2,960	2,930	1,221		1,221	
CITY OF GIBSON CITY	1,639	1,639	769		769	
CITY OF HENRY	1,068	1,068	475		475	
CITY OF HERRIN	5,485	5,485	2,400		2,400	
CITY OF HUTSONVILLE	235	235	105		105	
CITY OF JACKSONVILLE	6,919	6,919	3,218		3,218	

CITY OF LACON	698	698	301	301
CITY OF LANARK	652	652	280	280
CITY OF LE ROY	1,338	1,338	447	447
CITY OF LEXINGTON	850	850	250	250
CITY OF MARION	8,028	8,028	3,795	3,795
CITY OF MARSEILLES	1,705	1,705	778	778
CITY OF MARSHALL	1,757	1,757	717	717
CITY OF MATTOON	7,884	7,884	4,301	4,301
CITY OF MINONK	8147	817	303	303
CITY OF MONTICELLO	2,636	2,636	709	709
CITY OF MOUNT CARROLL	669	669	266	266
CITY OF MURPHYSBORO	3,466	3,466	1,991	1,991
CITY OF NAUVOO	296	296	154	154
CITY OF NEOGA	467	467	200	200
CITY OF OAKLAND	440	440	235	235
CITY OF OTTAWA	7,634	7,634	3,080	3,080
CITY OF PAXTON	1,735	1,735	787	787
CITY OF PONTIAC	4,609	4,609	2,121	2,121
CITY OF ROBINSON	2,600	2,600	997	997
CITY OF SAVANNA	1,319	1,319	692	692
CITY OF ST. ELMO	481	481	250	250
CITY OF STREATOR	5,845	5,845	3,058	3,058
CITY OF SULLIVAN	1,803	1,803	646	646
CITY OF TUSCOLA	2,045	2,045	743	743
CITY OF VILLA GROVE	1,040	1,040	389	389
CITY OF WATSEKA	1,958	1,958	1,076	1,076
CITY OF WENONA	518	518	318	318
CITY OF WEST FRANKFORT	2,994	2,994	1,676	1,676
CITY OF WYOMING	720	720	333	333
CITY OF YATES	315	315	125	125
BRUCE TOWNSHIP	5,776	5,776	2,992	2,992
DAYTON TOWNSHIP	878	878	311	311
EAGLE TOWNSHIP	707	707	314	314
OTTER CREEK TOWNSHIP	1,023	1,023	399	399
READING TOWNSHIP	842	842	420	420
SOUTH OTTAWA TOWNSHIP	3,394	3,394	1,198	1,198
TOWN OF ANNAWAN	363	363	154	154
TOWN OF ATKINSON	521	521	221	221
TOWN OF CHATSWORTH	573	573	259	259

VILLAGE OF ALEXIS	314	314	120	120
VILLAGE OF ALTONA	201	201	68	68
VILLAGE OF ANCHOR	83	83	27	27
VILLAGE OF ANDOVER	189	189	80	80
VILLAGE OF ARTHUR	916	916	456	456
VILLAGE OF ASHMORE	321	321	142	142
VILLAGE OF AVON	290	290	165	165
VILLAGE OF BAY VIEW				
GARDENS	144	144	88	88
VILLAGE OF BELLFLOWER	141	141	40	40
VILLAGE OF BEMENT	635	635	246	246
VILLAGE OF BENSON	171	171	43	43
VILLAGE OF BIG ROCK	426	426	48	48
VILLAGE OF BRACEVILLE	239	239	80	80
VILLAGE OF BRADFORD	340	340	169	169
VILLAGE OF BRIMFIELD	290	290	114	114
VILLAGE OF BUDA	203	203	106	106
VILLAGE OF BUFFALO	166	166	64	64
VILLAGE OF BULPITT	80	80	20	20
VILLAGE OF BUREAU	88	88	44	44
VILLAGE OF CALEDONIA	105	105	13	13
VILLAGE OF CAMARGO	202	202	88	88
VILLAGE OF CAMBRIDGE	839	839	240	240
VILLAGE OF CANTRALL	56	56	14	14
VILLAGE OF CAPRON	395	395	111	111
VILLAGE OF CERRO GORDO	557	557	193	19
VILLAGE OF CHAPIN	196	196	42	42
VILLAGE OF CLEARLAKE	142	142	67	67
VILLAGE OF COLFAX	366	366	118	118
VILLAGE OF COLP	94	94	62	62
VILLAGE OF CORDOVA	293	293	78	78
VILLAGE OF CORNELL	164	164	60	60
VILLAGE OF CORTLAND	1,673	1,673	296	296
VILLAGE OF CRAINVILLE	630	630	223	223
VILLAGE OF CRESCENT CITY	215	215	89	89
VILLAGE OF CULLOM	224	224	80	80
VILLAGE OF DAVIS JUNCTION	828	828	190	190
VILLAGE OF DAWSON	255	255	82	82
VILLAGE OF DEER CREEK	250	250	75	75
VILLAGE OF DE LAND	178	178	93	93

VILLAGE OF DESOTO	705	705	333	333
VILLAGE OF DOWNS	537	537	108	108
VILLAGE OF DUNFERMLINE	165	165	57	57
VILLAGE OF DUNLAP	520	52	105	105
VILLAGE OF DWIGHT	1,542	1,542	512	512
VILLAGE OF EAST BROOKLYN	33	33	12	12
VILLAGE OF EDGEWOOD	200	200	113	113
VILLAGE OF EDINBURG				
VILLAGE OF ELBURN	2,122	2,122	353	353
VILLAGE OF ELKHART	213	213	59	59
VILLAGE OF EMDEN	175	175	66	66
VILLAGE OF ENERGY	533	533	209	209
VILLAGE OF FAIRVIEW	184	184	75	75
VILLAGE OF FARINA	219	219	124	124
VILLAGE OF FISHER	645	645	125	125
VILLAGE OF FORREST	461	461	159	159
VILLAGE OF FRANKLIN	231	231	93	93
VILLAGE OF GARRETT	43	43	23	23
VILLAGE OF GAYS	74	74	27	27
VILLAGE OF GERMANTOWN HILLS	1,227	1,227	124	124
VILLAGE OF GIFFORD	351	351	115	115
VILLAGE OF GILBERTS	2,628	2,628	326	326
VILLAGE OF GLASFORD	367	367	120	120
VILLAGE OF GODLEY	241	241	133	133
VILLAGE OF GOOD HOPE	171	171	68	68
VILLAGE OF GOODFIELD	346	346	76	76
VILLAGE OF GRANT PARK	489	489	147	147
VILLAGE OF GRANVILLE	604	604	232	232
VILLAGE OF GREENUP	734	734	351	351
VILLAGE OF GREENVIEW	396	396	159	159
VILLAGE OF GRIDLEY	520	520	240	240
VILLAGE OF HAMMOND	239	239	84	84
VILLAGE OF HAMPSHIRE	2,631	2,631	420	420
VILLAGE OF HANNA	762	762	276	276
VILLAGE OF HARRISBURG	3,579	3,579	2,083	2,083
VILLAGE OF HARTSBURG	184	184	54	54
VILLAGE OF HARVEL	85	85	42	42
VILLAGE OF HEBRON	504	504	135	135

VILLAGE OF HENDERSON	108	108	51	51
VILLAGE OF HENNEPIN	296	296	93	93
VILLAGE OF HEYWORTH	978	978	285	285
VILLAGE OF HILLSDALE	174	174	56	56
VILLAGE OF HINCKLEY	822	822	235	235
VILLAGE OF HINDSBORO	169	169	67	67
VILLAGE OF HOPEDALE	318	318	137	137
VILLAGE OF HOPEWELL	198	198	28	28
VILLAGE OF HUDSON	719	719	104	104
VILLAGE OF HUMBOLDT	170	170	75	75
VILLAGE OF IVESDALE	96	96	41	41
VILLAGE OF JEISYVILLE	41	41	6	6
VILLAGE OF KANEVILLE	243	243	63	63
VILLAGE OF KANGLEY	105	105	51	51
VILLAGE OF KANSAS	313	313	156	156
VILLAGE OF KINCAID	572	572	253	253
VILLAGE OF KIRKLAND	555	555	112	112
VILLAGE OF LELAND	462	462	148	148
VILLAGE OF LOAMI	330	330	165	165
VILLAGE OF LODA	108	108	51	51
VILLAGE OF LOMAX	145	145	79	79
VILLAGE OF LONDON MILLS	143	143	69	69
VILLAGE OF LOUISVILLE	465	465	269	269
VILLAGE OF MACKINAW	795	795	326	326
VILLAGE OF MAHOMET	3,150	3,150	450	450
VILLAGE OF MALTA	525	525	149	149
VILLAGE OF MANLIUS	120	120	44	44
VILLAGE OF MANSFIELD	414	414	91	91
VILLAGE OF MAPLE PARK	547	547	80	80
VILLAGE OF MAQUON	87	87	35	35
VILLAGE OF MARK	238	238	66	66
VILLAGE OF MATHERVILLE	274	274	109	109
VILLAGE OF MCLEAN	68,491	68,491	24,349	24,349
VILLAGE OF MECHANICSBURG				
	306	306	74	74
VILLAGE OF MELVIN	172	172	86	86
VILLAGE OF METAMORA	1,668	1,668	445	445
VILLAGE OF MIDDLETOWN	101	101	39	39
VILLAGE OF MILLEDGEVILLE	502	502	210	210
VILLAGE OF MINERAL	94	94	59	59

VILLAGE OF MINIER	431	431	156	156
VILLAGE OF MOMENCE	1,173	1,173	541	541
VILLAGE OF MORRISONVILLE	383	383	141	141
VILLAGE OF MOUNT AUBURN	191	191	97	97
VILLAGE OF NEPONSET	159	159	56	56
VILLAGE OF NEW BERLIN	508	508	143	143
VILLAGE OF NEW HOLLAND	98	98	23	23
VILLAGE OF OBLONG	658	658	305	305
VILLAGE OF ODELL	365	365	158	158
VILLAGE OF OQUAWKA	467	467	267	267
VILLAGE OF ORANGEVILLE	374	374	131	131
VILLAGE OF ORION	682	682	131	131
VILLAGE OF PALESTINE	592	592	248	248
VILLAGE OF PALMER	103	103	46	46
VILLAGE OF PESOTUM	217	217	53	53
VILLAGE OF PITTSBURG	273	273	105	105
VILLAGE OF PONTOOSUC	48	48	21	21
VILLAGE OF POPLAR GROVE	1,633	1,633	505	505
VILLAGE OF PORT BYRON	755	755	181	181
VILLAGE OF PRAIRIE CITY	144	144	79	79
VILLAGE OF PRINCEVILLE	698	698	196	196
VILLAGE OF RANTOUL	5,240	5,240	3,025	3,025
VILLAGE OF REYNOLDS	226	226	46	46
VILLAGE OF RINGWOOD	270	270	49	49
VILLAGE OF ROANOKE	746	746	201	201
VILLAGE OF ROSEVILLE	393	393	180	180
VILLAGE OF RUTLAND	97	97	48	48
VILLAGE OF SAN JOSE	246	246	96	96
VILLAGE OF SAUNEMIN	146	146	58	58
VILLAGE OF SAYBROOK	281	281	137	137
VILLAGE OF SECOR	110	110	44	44
VILLAGE OF SHABBONA	347	347	142	142
VILLAGE OF SHANNON	322	322	142	142
VILLAGE OF SHEFFIELD	342	342	136	136
VILLAGE OF SHELDON	601	601	350	350
VILLAGE OF SHERIDAN	440	440	135	135
VILLAGE OF SHERRARD	293	293	85	85
VILLAGE OF SIBLEY	104	104	52	52
VILLAGE OF SOMONAUK	676	676	202	202
VILLAGE OF SOUTH JACKSONVILLE	1,645	1,645	795	795

VILLAGE OF SOUTH WILMINGTON	243	243	72	72
VILLAGE OF SPARLAND	174	174	94	94
VILLAGE OF SPRING BAY	180	180	83	83
VILLAGE OF SPRING GROVE	1,825	1,825	271	271
VILLAGE OF ST. AUGUSTINE	62	62	31	31
VILLAGE OF ST. DAVID	243	243	112	112
VILLAGE OF STANDARD	153	153	87	87
VILLAGE OF STANFORD	218	218	62	62
VILLAGE OF STEWARDSON	325	325	132	132
VILLAGE OF STOY	57	57	13	13
VILLAGE OF STRASBURG	200	200	75	75
VILLAGE OF STRAWN	31	31	11	11
VILLAGE OF STRONGHURST	375	375	144	144
VILLAGE OF SUGAR GROVE	3,355	3,355	749	749
VILLAGE OF TAMPICO	266	266	96	96
VILLAGE OF TEUTOPOLIS				
	739	739	151	151
VILLAGE OF THOMASBORO	464	464	197	197
VILLAGE OF TILDEN	338	338	183	183
VILLAGE OF TIMBERLANE	426	426	32	32
VILLAGE OF TOLEDO	487	487	217	217
VILLAGE OF TOLONO	1,324	1,324	517	517
VILLAGE OF TOLUCA	527	527	254	254
VILLAGE OF TOVEY	228	228	53	53
VILLAGE OF TOWANDA	188	188	67	67
VILLAGE OF VARNA	167	167	59	59
VILLAGE OF VIOLA	416	416	137	137
VILLAGE OF WALNUT	583	583	245	245
VILLAGE OF WAPELLA	233	233	70	71
VILLAGE OF WASHBURN	465	465	202	202
VILLAGE OF WATAGA	347	347	161	161
VILLAGE OF WATERMAN	517	517	120	120
VILLAGE OF WAYNESVILLE	185	185	36	36
VILLAGE OF WELDON	139	139	76	76
VILLAGE OF WESTFIELD	210	210	83	83
VILLAGE OF WILLIAMSFIELD	218	218	62	62
VILLAGE OF WINDSOR	354	354	143	143
VILLAGE OF WOODLAND				
	116	116	51	51
BOONE COUNTY	19,024	1,077	5961	337

CHAMPAIGN COUNTY	82,467	1,170	34,649	492
CLARK COUNTY	6,447	108	2,459	41
CRAWFORD COUNTY	7,481	177	2,753	65
DE KALB COUNTY	39,139	73	14,501	27
DOUGLAS COUNTY	7,640	21	2,745	8
EFFINGHAM COUNTY	14,098	265	4,584	86
FAYETTE COUNTY	7,678	16	3,675	8
FULTON COUNTY	13,955	11	6,006	5
IROQUOIS COUNTY	11,217	109	4,514	44
JACKSON COUNTY	23,133	1,779	12,446	957
KANE COUNTY	18,239	875	43,003	206
LIVINGSTON COUNTY	14,665	18	5,324	7
McHENRY COUNTY	115,467	35	24,755	8
McLEAN COUNTY	68,491	551	24,349	196
MERCER COUNTY	6,435	196	2,398	73
MORGAN COUNTY	13,293	1	5,619	0
MOULTRIE COUNTY	5,824	8	1,986	3
PEORIA COUNTY	7,614	72	3,381	3
PIATT COUNTY	6,783	8	1,860	2
PUTNAM COUNTY	2,400	38	813	13
SANGAMON COUNTY	84,017	124	29,781	44
UNION COUNTY	6,763	21	3,202	10
WARREN COUNTY	6,836	68	2,673	27
WINNEBAGO COUNTY	115,214	275	47,346	113
WOODFORD COUNTY	14,725	476	4,252	137
Total:	1,268,948	316,767	420,300	10,4919

MCC ILLINOIS LLC
ANNUAL CABLE SERVICE REPORT--AS OF DECEMBER 31, 2023

LFA	Number of Households in		Number of Households in		Number of Households in	
	Service Area	Service Area Offered Access to Video Service by MCC Illinois LLC	Service Area with Income below \$35,000	Service Area with Income below \$35,000 offered access to Video Service by MCC	Service Area with Income below \$35,000	Service Area with Income below \$35,000 offered access to Video Service by MCC
CITY OF ALEDO	1,639	1,639	668	668	668	668
CITY OF EAST DUBUQUE	739	739	297	297	297	297
CITY OF EAST MOLINE	8,275	8,275	3,442	3,442	3,442	3,442
CITY OF GALENA	1,661	1,661	806	806	806	806
CITY OF HAMILTON	1,122	1,122	572	572	572	572
CITY OF JOHNSTON CITY	1,410	1,410	689	689	689	689
CITY OF MARTINSVILLE	567	567	267	267	267	267
CITY OF MOLINE	18,267	18,267	7,520	7,520	7,520	7,520
CITY OF MORRISON	1,501	1,501	589	589	589	589
CITY OF PEARL CITY	264	264	97	97	97	97
CITY OF PROPHETSTOWN	678	678	277	277	277	277
CITY OF ROCK ISLAND	15,247	15,247	6,937	6,937	6,937	6,937
CITY OF SAVANNA	1,319	1,319	692	692	692	692
CITY OF SILVIS	4,101	4,101	1,599	1,599	1,599	1,599
CITY OF WARSAW	685	685	301	301	301	301
TOWN OF SIGEL	144	144	30	30	30	30
VILLAGE OF ALBANY	296	296	130	130	130	130
VILLAGE OF ANDALUSIA	495	495	151	151	151	151
VILLAGE OF APPLE RIVER	153	153	76	76	76	76
VILLAGE OF CARBON CLIFF	815	815	407	407	407	407
VILLAGE OF CHADWICK	233	233	66	66	66	66
VILLAGE OF CLEVELAND	64	64	15	15	15	15
VILLAGE OF COAL VALLEY	1,567	1,567	409	409	409	409
VILLAGE OF COLONA	2,290	2,290	785	785	785	785
VILLAGE OF DAKOTA	203	203	72	72	72	72
VILLAGE OF DAVIS	193	193	75	75	75	75
VILLAGE OF DAVIS JUNCTION	828	828	190	190	190	190

VILLAGE OF DURAND	535	535	205	205
VILLAGE OF ELIZABETH	402	402	200	200
VILLAGE OF ERIE	761	761	231	231
VILLAGE OF FULTON	1,634	1,634	857	857
VILLAGE OF HAMPTON	879	879	296	296
VILLAGE OF HANOVER	393	393	222	222
VILLAGE OF HOOPPOLE	70	70	43	43
VILLAGE OF LENA	1,137	1,137	398	398
VILLAGE OF LYNDON	248	248	121	121
VILLAGE OF MILAN	2,504	2,504	1010	1010
VILLAGE OF OAK GROVE	199	199	123	123
VILLAGE OF ORION	682	682	131	131
VILLAGE OF PECATONICA	877	877	276	276
VILLAGE OF ROCK CITY	124	124	54	54
VILLAGE OF SCALES MOUND	181	181	54	54
VILLAGE OF STOCKTON	775	775	379	379
VILLAGE OF THOMSON	214	214	92	92
VILLAGE OF WARREN	595	595	223	223
VILLAGE OF WINNEBAGO	1,190	1,190	335	335
VILLAGE OF WINSLOW	133	133	52	52
CARROLL COUNTY	317	1251	2,474	9763
COLES COUNTY	20,385	553	9,658	262
JO DAVIESS COUNTY	10,074	769	3,570	273
ROCK ISLAND COUNTY	61,014	1,757	24,086	694
STEPHENSON COUNTY	19,337	334	8,571	148
WHITESIDE COUNTY	23,164	335	9,559	138
WILLIAMSON COUNTY	28,521	372	11,810	154
TOTAL:	241,101	97,760	102189	41435



March 19, 2024

Liz Rolando
Chief Clerk
Illinois Commerce Commission
527 East Capitol Avenue
Springfield, Illinois 62701

RECEIVED

MAR 20 2024

ILLINOIS COMMERCE COMMISSION
CHIEF CLERK'S OFFICE

Re: Annual Cable Service Report; Comcast of Chicago, Inc.; Comcast of Georgia/Illinois/Michigan, LLC; Comcast of Illinois III, Inc.; and Comcast of South Chicago, Inc.

Dear Chief Clerk Rolando:

In accordance with Section 21-1101(j) of the Cable and Video Competition Law of 2007 ("Act"), provided below is the Annual Cable Service Report through December 31, 2022, for: Comcast of Chicago, Inc. (Chicago Area 1); Comcast of Georgia/Illinois/Michigan, LLC (Chicago Areas 2 and 3); Comcast of Illinois III, Inc. (Chicago Area 4); and Comcast of South Chicago, Inc. (Chicago Area 5).

With respect to the city of Chicago, Comcast is an "incumbent cable operator"¹ because, on January 1, 2007, Comcast provided cable service in and throughout the city of Chicago pursuant to local franchise agreements. Pursuant to and in accordance with those local franchise agreements, Comcast provided cable service access to 100% of low-income households through its city of Chicago "footprint." Because Comcast is an incumbent cable operator under the Act, Comcast must provide cable access in its service territory (i.e. city of Chicago) on the same terms and in a geographic area no smaller than it did on June 30, 2007. Comcast continues to provide cable access in Chicago at the same levels and throughout the same geographic area as it did on June 30, 2007. Therefore, Comcast is fully compliant with these obligations under the Act.

The United States Census Bureau's most recent estimate of the number of "low-income households,"² as defined in Section 21-201(p) of the Act, located within the city of Chicago is 315,160. Comcast provides access to 100% of low-income households (i.e. 315,160) throughout the city of Chicago.

Please contact me at (312) 833-8529 if you have any questions or need additional information.

¹ "Incumbent cable operator" means a person or entity that provided cable services or video services in a particular area under a franchise agreement with a local unit of government pursuant to Section 11-42-11 of the Illinois Municipal Code (65 ILCS 5/11-42-11) or Section 5-1095 of the Counties Code (55 ILCS 5/5-1095) on January 1, 2007. [See 220 ILCS 5/21-201(m)]

² The U.S. Census Bureau reported number of "low-income households" has been updated utilizing the 2018-2022 American Community Survey (ACS) 5-Year Estimates which provides estimates of various demographic data, including household income, annually through the American Community Survey.



1100 Sportsman Dr
Taylorville, IL 62568

www.ctitech.com
(217) 824-6398

Chief Clerk's Office
Illinois Commerce Commission
527 E. Capitol Ave.
Springfield, IL 62701

RE: Computer Techniques, LLC d.b.a CTI Fiber annual cable service report

Dear Clerk,

In accordance with Section 21-1101(j) of the Public Utilities Act, we enclose for filing Computer Techniques, LLC d.b.a CTI Fiber's annual cable service information report.

Computer Techniques, LLC filed for its original "Application for State-Issued Authorization to Provide Cable Service" on February 23rd, 2015 and was approved on March 11th, 2015.

This is Computer Techniques, LLC's ninth annual report since authorized to provide cable service. Computer Techniques, LLC has constructed facilities in Assumption, IL, Blue Mound, IL, Bulpitt, IL, Edinburg, IL, Hillsboro, IL, Irving, IL, Kincaid, IL, Langleyville, IL, Litchfield, IL, Nokomis, IL, Pana, IL, Raymond, IL, Rochester, IL, Stonington, IL, Taylorville, IL, and Witt IL. Construction is ongoing in Assumption, IL, Blue Mound, IL, Kincaid, IL, Litchfield, IL, Raymond IL.

The attached spreadsheet provides households and subscriber information relative to Computer Techniques, LLC's service area footprint as of January 31st, 2024.

Please contact me if you have any questions.

Sincerely,

Aaron K. Bialas

Regional Network Manager, Computer Techniques, LLC

A handwritten signature in black ink that reads "Aaron K. Bialas". The signature is written in a cursive, flowing style.

**Computer Techniques, Inc. d.b.a. CTI Fiber
2023 Annual Cable Services Report**

	Number of Households	Number of Households passed by CTI	Number of Households with access to CTI Video	Number of Households with income below \$35k	Number of Households passed by CTI with income below \$35k	Number of households with income below \$35k with access to CTI Video
Assumption, IL	476	119	119	31	31	31
Blue Mound, IL	450	360	360	69	69	69
Bulpitt, IL	80	80	80	14	14	14
Edinburg, IL	423	423	423	67	67	67
Hillsboro, IL	1656	1639	1639	618	618	618
Irving, IL	159	159	159	88	88	88
Kincaid, IL	572	286	286	98	98	98
Langleyville, IL	142	142	142	9	9	9
Litchfield, IL	3127	782	782	319	319	319
Nokomis, IL	883	883	883	285	285	285
Pana, IL	2230	2208	2208	835	835	835
Raymond, IL	386	154	154	42	42	42
Rochester, IL	1372	1372	1372	147	147	147
Stonington, IL	329	329	329	101	101	101
Taylorville, IL	4779	4731	4731	1807	1807	1807
Witt, IL	297	297	297	144	144	144
TOTAL	17361	13964	13964	4674	4674	4674

GA
17



Wagner Consulting LLC
A VETERAN OWNED AND OPERATED MANAGEMENT CONSULTING FIRM

March 25, 2024

Chief Clerk
Illinois Commerce Commission
527 East Capitol Avenue
Springfield, IL 62701

Via USPS

Re: **Docket No. 15-0170: Illinois Electric Cooperative (IEC) Annual Cable Service Area Report**

Dear Chief Clerk:

Herewith for filing with the Illinois Commerce Commission, please find the above-referenced Annual Report in accordance with Section 21-1101(j) of the Illinois Public Utilities Act as follows:

Local Unit of Government	# of Households in Service Area	# of Households in Service Area Passed by IEC Video	# of Low Income Households Passed by IEC Video Service	# of Low Income Households in Service Area
-				
-				
Total	-	-	-	-

IEC has not offered, nor has it provided cable and video service to Illinois customers or subscribers during this reporting period.

Please contact the undersigned at 217 620-1018 or pete@wagnerconsulting-usa.com should you have any questions or concerns.

Sincerely,

Peter J. Wagner
Consultant to Illinois Electric Cooperative
Wagner Consulting LLC

Cc: Mr. Randy Long, Illinois Electric Cooperative



**MEDIACOM SOUTHEAST LLC
ANNUAL CABLE SERVICE REPORT--AS OF DECEMBER 31, 2023**

LFA	Number of Households in Service Area	Number of Households in Service Area Offered Access to Video Service by Mediacom Southeast LLC	Number of Households in Service Area with Income below \$35,000	Number of Households in Service Area with Income below \$35,000 offered access to Video Service by Mediacom Southeast LLC
CITY OF MOUND	232	232	131	131
VILLAGE OF COBDEN	384	384	249	249
VILLAGE OF GREEN VALLEY	304	304	126	126
VILLAGE OF MONROE CENTER	183	183	53	53
VILLAGE OF NAPLATE	226	226	111	111
VILLAGE OF ROYALTON	539	539	294	294
PERRY COUNTY	8,147	71	3,381	29
TOTALS	10015	1939	4345	964

Annual Cable Service Report of RCN Telecom Services of Illinois, LLC
December 31, 2023

Service Area	# of Households	# of Households Passed by Astound System	# of Households with Access to Astound video	# of Households with income below \$35k	# of Households Passed by Astound Systems w/Income below \$35k	# of Households w/Income under \$35k w/access to Astound Video Service	# of Households %
Arlington Heights	33,057	22,913	22,913	5,888	5,888	5,888	25.7%
Blue Island	8,850	7,409	7,409	2,803	2,803	2,803	37.8%
Calumet City	16,349	13,577	13,577	6,329	6,329	6,329	46.6%
Chicago Heights	10,764	10,681	10,681	4,522	4,522	4,522	42.3%
City of Chicago (Area 1)*	363,763	298,092	298,092	107,313	107,313	107,313	36.0%
City of Chicago (Area 2)*	270,021	137,411	137,411	49,468	49,468	49,468	36.0%
City of Chicago (Area 5)*	198,401	183,790	183,790	66,164	66,169	66,169	36.0%
Crestwood	5,256	3,643	3,643	1,482	1,482	1,482	40.7%
Des Plaines	23,961	18,371	18,371	5,198	5,198	5,198	28.3%
Elgin	39,550	35,316	35,316	9,894	9,894	9,894	28.0%
Evanston	33,402	24,793	24,793	4,352	4,352	4,352	17.6%
Gilberts	2,883	2,664	2,664	97	97	97	3.6%
Glen Ellyn	11,465	9,542	9,542	2,288	2,288	2,288	24.0%
Glendale Heights	11,971	7,948	7,948	2,675	2,675	2,675	33.7%
Glenview	19,499	11,802	11,802	3,139	3,139	3,139	26.6%
Lincolnwood	5,247	4,223	4,223	790	790	790	18.7%
Mt Prospect	22,987	13,342	13,342	4,457	4,457	4,457	33.4%
Naperville	55,774	49,715	49,715	6,562	6,562	6,562	13.2%
Oak Forest	10,487	9,318	9,318	2,166	2,166	2,166	23.2%
Palos Park	2,090	2,022	2,022	371	371	371	18.3%
Park Ridge	16,273	13,254	13,254	2,577	2,577	2,577	19.4%
Prospect Heights	6,437	6,232	6,232	1,415	1,415	1,415	22.7%
Robbins	1,960	1,813	1,813	1,077	1,077	1,077	59.4%
Rolling Meadows	9,556	5,833	5,833	2,229	2,229	2,229	38.2%
Schaumburg	34,053	22,891	22,891	5,197	5,197	5,197	22.7%
South Holland	7,826	7,688	7,688	1,847	1,847	1,847	24.0%
Streamwood	13,346	11,710	11,710	2,324	2,324	2,324	19.8%
Unc Cook County	550	518	518	69	69	69	13.3%
Unc Dupage County	1,096	1,096	1,096	-	-	-	0.0%
Astound Broadband Total	1,236,874	937,607	937,607	302,693	302,698	302,698	32.3%

* Data on Chicago Area 1, 2 & 5 is not available. Low income % is based on prorated Homes Passed multiplied by 36% which is the total Chicago low income % in 2017.

GF
17



Wagner Consulting LLC
A VETERAN-OWNED AND OPERATED MANAGEMENT CONSULTING FIRM

March 25, 2024

via USPS

Office of the Chief Clerk
Illinois Commerce Commission
527 East Capitol Avenue
Springfield, IL 62701

Re: Docket No. 16-0051: Co-Mo Comm, Inc. DBA Co-Mo Connect Annual Cable and Video Service Area Report

Dear Chief Clerk:

Herewith for filing with the Illinois Commerce Commission, please find the above-referenced revised Annual Report in accordance with Section 21-1101(j) of the Illinois Public Utilities Act attached.

Co-Mo Comm, Inc. was granted Authorization to Provide Cable and Video Service Pursuant to Section 401 of the Cable & Video Competition Law of 2007" ("Law") in Commission Docket 16-0051.

Please contact me at 217 620-1018 or pete@wagnerconsulting-usa.com should you have any questions or concerns.

Sincerely,

Peter J. Wagner
Consultant to Co-Mo Comm, Inc. DBA Co-Mo Connect

cc: Ms. Jennifer Prey, Co-Mo Comm, Inc.



CO-MO COMM, INC.

Illinois Service Area

ICC #. 16-0051

2023 Annual Cable and Video Service Report

Local Unit of Government	# of Households In Service Area	# of Households Passed by Co-Mo Comm Video Service	# of Low Income Households Passed by Co-Mo Comm Video Service	# of Low Income Households in Service Area
City of Barry	619	619	233	233
City of Quincy ⁱ	17,226	17,226	6,132	6,132
Brown County ⁱⁱ	2094	2094	595	595
Calhoun County ⁱⁱⁱ	1671	1671	444	444
Hancock County ^{iv}	1431	1431	441	441
McDonough County ^v	1228	1228	530	530
Pike County ^{vi}	1402	1402	506	506
Schuyler County ^{vii}	724	724	180	180
Village of Augusta	275	275	118	118
Village of Bowen	188	188	115	115
Village of Coatsburg	80	80	8	8
Village of Golden	297	297	114	114
Village of Perry	147	147	83	83
Village of Plymouth	198	198	77	77
Fowler ^{ix}	44	44	27	27
Paloma ^x	55	55	12	12
Chambersburg Township	0	0	0	0
Fishhook ^{x, xi}	19	19	3	3
Hersman ^{xi, xii}	21	21	7	7
Village of Liberty	140	140	33	33
Village of Payson	444	444	148	148
Village of Camp Point	420	420	126	126
Village of Camden	35	35	22	22
Village of Clayton	300	300	124	124
Village of Lima	48	48	7	7
Village of Loraine	0	0	0	0
Village of Mendon	394	394	111	111
Village of Ursa	245	245	80	80
Village of La Prairie	28	28	6	6
Marcelline ^{xii}	38	38	19	19
City of Mt. Sterling	956	956	349	349
Village of Plainville	104	104	35	35
Hull	175	175	63	63

Kinderhook	121	121	27	27
Meyer ix,xii	0	0	0	0
Mindale xii,xiii	0	0	0	0
TOTAL	31,167	31,167	10,775	10,775

ⁱ Service in the City of Quincy is governed by a franchise agreement, as modified from time to time, between a third-party cable infrastructure provider and the City.

ⁱⁱ Service includes the following Census Blocks*:
 170099704002154 170099704003042 170099704003043 170099705002008
 170099705002109 170099705002111 170099705002116 170099705002117
 170099705002118 170099705002119

ⁱⁱⁱ Service in Calhoun County is governed by special county right-of-way regulations applied to a third-party cable infrastructure provider.

^{iv} Service includes the following Census Blocks:*

170679543001006	170679543001008	170679543001009	170679543004053
170679543001023	170679543001024	170679543001025	170679543001010
170679543001031	170679543001032	170679543001033	170679543001026
170679543001035	170679543001036	170679543001037	170679543001034
170679543001039	170679543001041	170679543001042	170679543001038
170679543001044	170679543001045	170679543001046	170679543001043
170679543001048	170679543001049	170679543001050	170679543001047
170679543001052	170679543001054	170679543001055	170679543001051
170679543001057	170679543001058	170679543001059	170679543001056
170679543001061	170679543001062	170679543001063	170679543001059
170679543001065	170679543001066	170679543001067	170679543001060
170679543001069	170679543001070	170679543001071	170679543001064
170679543001075	170679543001089	170679543001090	170679543001068
170679543001139	170679543001140	170679543002134	170679543001074
170679543004004	170679543004013	170679543004014	170679543001137
170679543004016	170679543004017	170679543004018	170679543004003
170679543004022	170679543004023	170679543004024	170679543004015
170679543004026	170679543004027	170679543004028	170679543004019
170679543004030	170679543004031	170679543004032	170679543004025
170679543004034	170679543004036	170679543004037	170679543004029
170679543004039	170679543004040	170679543004041	170679543004033
170679543004043	170679543004044	170679543004045	170679543004037
170679543004048	170679543004049	170679543004051	170679543004038

^v Service includes the following Census Blocks:*

171090111004097	171090111004141	171090111004142	171090111004143
171090111004147			

^{vi} Service includes the following Census Blocks:*

171499524002002	171499524002003	171499524002093	171499524002094
171499524002096	171499524002106	171499524002107	171499524002108
171499524002109	171499524002110		
171499524002114	171499524002124	171499524002125	171499524002126
171499524002174	171499524002177	171499524002179	171499524002180
171499524002181	171499524002182	171499524002191	

^{vii} Service includes the following Census Blocks:*

171699701003005	171699701003007	171699701003008	171699701003012
171699701003013	171699701003066	171699701003071	171699701003073

171719706002100	171719706002025	171719706002070	171719706001010
171719706002034	171719706001081	171719706001084	171719706001085
171719706002026	171719706001051	171719706001039	

ix Unincorporated Adams County.

x Unincorporated Pike County.

xi Unincorporated Brown County

xii No US Census Data Available.

xiii Unincorporated Tazewell County

* 2020 Census household data limited to tract filtering.

STATE OF ILLINOIS
ILLINOIS COMMERCE COMMISSION

iTV-3, LLC)
d/b/a iTV-3 of Central Illinois, LLC)
)
Application for State-Issued Authorization to Provide) Docket No. 16-0311
Video Service Pursuant to Section 401 of the Cable)
and Video Competition Law of 2007)

NOTICE OF FILING

PLEASE TAKE NOTICE that iTV-3, LLC d/b/a iTV-3 of Central Illinois, LLC, through its undersigned counsel, in compliance to 220 ILCS 5/21-1101(j), files the attached report to the Commission for each of the service areas as described in Section 5/21-1101(d) in which it provides access to its video service in the State.

Dated: April 3, 2024

Respectfully submitted,
iTV-3, LLC d/b/a iTV-3 of Central Illinois, LLC

By: /Joseph D. Murphy/
Joseph D. Murphy
Meyer Capel
A Professional Corporation
306 W. Church St.
Champaign, IL 61820
Phone: 217-352-0030
Email: jmurphy@meyercafel.com

Docket No. 16-0311

CERTIFICATE OF SERVICE

The undersigned attorney, under penalties as provided by law pursuant to Section 1-109 of the Code of Civil Procedure, certifies that the statements set forth in this instrument are true and correct and that the attached document, namely Notice of Filing together with its attachment was submitted for filing with the Illinois Commerce Commission via e-docket and served upon the following persons by email this 3rd day of April, 2024:

James Zolnierek
Case Manager
Illinois Commerce Commission
527 E. Capitol Ave.
Springfield, IL 62701
Email: jim.zolnierek@illinois.gov

Matthew L. Harvey
Office of General Counsel
Illinois Commerce Commission
160 N. LaSalle St., Ste. C-800
Chicago, IL 60601-3104
Email: matthew.harvey@illinois.gov

David Sackett
Economic Analyst
Illinois Commerce Commission
527 E. Capitol Ave.
Springfield, IL 62701
Email: david.sackett@illinois.gov

/Joseph D. Murphy/
Joseph D. Murphy

Community	Number of Households in Service Area	Number of Households in Service Area Offered Access to Video Service by [MVPD]	Households in Service Area with Income below \$35,000	Households in Service Area with Income below \$35,000 Offered Access to Video Service by [MVPD]
Dunlap	520	520	61	61
Urbana	16,380	9,715	7,338	2,933
Champaign	35,300	19,707	11,755	5,121
Springfield	50,686	9,443	14,344	1,792
Chillicothe	2,745	2,397	623	545
Leland Grove	688	181	56	17
Unincorporated Tazewell County	628	628	109	109
Unincorporated Champaign County	1,260	1,260	160	160
Jacksonville	6,919	6,392	2,173	2,008
Unincorporated Morgan County	158	158	4	4
Chatham	5,420	4,793	585	481
Tremont	985	897	119	109
Creve Coeur	2,083	1,453	694	479
North Pekin	675	564	116	98
Marquette Heights	1,159	1,000	177	169
Unincorporated Sangamon County	237	237	22	22
Peoria Heights	2,794	1,946	587	539
West Peoria	1,886	1,820	468	452
O'Fallon	12,093	987	1,439	168
Collinsville	11,089	0	3,038	0
Edwardsville	9,359	1,873	1,778	422
Belleville	17,596	0	4,892	0
Swansea	5,637	651	947	53
Fairview Heights	7,026	2,013	1,356	379
Lincoln	5,947	5,596	1,790	1,608
Shiloh	5,418	1,179	791	176
Caseyville	1,396	0	325	0
Bellevue	937	727	236	206
<hr/>				
<hr/>				
<hr/>				
STATEWIDE TOTALS	207,021	76,137	55,984	18,111



1500 MacCorkle Avenue, Charleston, WV 25396
Frontier.com

March 28, 2024

Samuel S. McClerren
Illinois Commerce Commission
527 East Capitol Ave.
Springfield, IL 62701

Re: Video Law Sec. 21-1101 (j) Annual Report

Frontier Communications (Frontier North-IL) submits its Annual TV household data in accordance with Video Law Sec. 21-1101 (j).

a. HHs in service area	63,977
b. HHs video valid in service area	45,243
c. HHs in service area at state level	759,787
d. HHs video valid in service area at state level	46,167
e. Low income HHs in service area	7,094
f. Low income HHs video valid in service area	5,017
g. Low income HHs in service area at state level	89,896
h. Low income HHs video valid in service area at state level	5,127

Should there be any questions concerning this submission, please do not hesitate to contact me at Anthony.Kasey@ftr.com.

Sincerely,



Anthony Kasey
Manager - Compliance
Frontier Communications

STATE OF ILLINOIS
COMMERCE COMMISSION

WABASH INDEPENDENT NETWORKS, INC.)	
)	
Application for State-Issued Authorization to Provide)	Docket No. 16-0592
Cable Service Pursuant to Section 401 of the Cable)	
and Video Competition Law of 2007)	

NOTICE OF FILING

PLEASE TAKE NOTICE that Wabash Independent Networks, Inc., through its undersigned counsel, in compliance to 220 ILCS 5/21-1101(j), files the attached report to the Commission for each of the service areas as described in Section 5/21-1101(d) in which it provides access to its video service in the State.

Dated: March 19, 2024

Respectfully submitted,

WABASH INDEPENDENT NETWORKS, INC.

By:



Joseph D. Murphy
Meyer Capel
A Professional Corporation
306 W. Church St.
Champaign, IL 61820
Phone: 217-352-0030
Email: jmurphy@meyercafel.com


CERTIFICATE OF SERVICE

The undersigned attorney, under penalties as provided by law pursuant to Section 1-109 of the Code of Civil Procedure, certifies that the statements set forth in this instrument are true and correct and that the attached document, namely Notice of Filing together with its attachment was submitted for filing with the Illinois Commerce Commission via e-docket and served upon the following persons by email this 19th of March, 2024:

Jessica L. Cardoni
Administrative Law judge
Illinois Commerce Commission
160 N. LaSalle St., Ste. C-800
Chicago, IL 60601-3104
Email: Jessica.Cardoni@illinois.gov

James Zolnierek
Case Manager
Illinois Commerce Commission
527 E. Capitol Ave.
Springfield, IL 62701
Email: jim.zolnierek@illinois.gov

Marcy A. Sherrill
Office of General Counsel
Illinois Commerce Commission
160 N. LaSalle St., Ste. C-800
Chicago, IL 60601 Marcy.Sherrill@illinois.gov



Joseph D. Murphy



2023 Cable Service Annual Report

Community	Number of Households in Service Area	Number of Households in Service Area Offered		Households in Service Area with		Households in Service Area with Income below \$35,000 Offered Access to Video Service by [MVPD]
		Access to Video Service by [MVPD]	Income below \$35,000	Income below \$35,000	Offered Access to Video Service by [MVPD]	
Odin	375	178	77	36		
Iuka	169	169	32	32		
Sandoval	441	170	106	41		
STATEWIDE TOTALS	985	517	215	109		



Prepared by: Julie Poon
julie.poon@consolidated.com
3/25/2024

2023 Cable Service Annual Report

Please note, this will be the final CCI Cable Service Annual Report, as our video product will be ending in IL on 4/24/2024

Community	Exchange	Number of Households in Service Area	Number of Households in Service Area Offered Access to Video Service by CCI	Households in Service Area with Income below \$35,000	Households in Service Area with Income below \$35,000 Offered Access to Video Service by CCI
Arcola	Arcola	1,973	1,837	492	492
Arthur	Arthur	2,213	2,146	537	521
Ashmore	ashmore	671	671	181	181
Assumption	Assumption	772	772	332	332
Atwood	Atwood	734	734	224	224
Blue Mound	Blue Mound	746	746	243	243
Bulpitt	Kincaid	135	129	45	43
Charleston	charleston	18,265	17,139	8,106	7,606
Cowden	cowden	654	478	294	215
Edinburg	Edinburg	804	804	199	199
Effingham	Effingham	15,557	8,835	4,210	2,391
Farmersville	Farmersville	495	495	150	150
Gays	Gays	293	293	140	140
Hillsboro	Hillsboro	3,345	3,345	1,096	1,096
Hindsboro	Oakland	232	232	63	63
Humboldt	Humboldt	531	531	173	173
Irving	Irving	415	415	174	174
Jeiseyville	Kincaid	8,219	7,907	2,212	2,128
Kincaid	Kincaid	1,004	952	350	332
Lerna	Mattoon	496	496	146	146
Litchfield	Litchfield	5,159	4,892	1,904	1,806
Mattoon	Mattoon	14,189	13,430	5,456	5,164
Morrisonville	Morrisonville	713	655	148	136
Mt Auburn	Mt Auburn	303	303	88	88
Nokomis	Nokomis	1,817	1,718	570	539
Oakland	Oakland	851	751	303	267
Owaneco	Owaneco	489	148	164	50
Pana	Pana	4,532	4,183	871	804
Raymond	Raymond	3,319	703	1,089	231
Shelbyville	Shelbyville	4,590	4,289	1,123	1,049
Sigel	Sigel	2,492	341	1,026	140
Stewardson	Stewardson	524	524	153	153
Stonington	Stonington	561	561	180	180
Strasburg	Strasburg	442	294	86	57
Taylor Springs	Taylor Springs	335	335	67	67
Taylorville	Taylorville	8,219	7,907	2,598	2,499
Tovey	Tovey	308	297	110	106
Tower Hill	Tower Hill	595	446	161	120
Trilla	Mattoon	140	132	41	39
Westervelt	Westervelt	4,590	4,289	300	280
Windsor	Windsor	899	763	745	632
Witt	Witt	648	621	233	223
Allenville	Allenville	443	219	140	69
Beecher City	Cowden	91	40	13	6
Butler	Hillsboro	1,925	172	1,282	115
Coalton	Nokomis	1,817	1,718	584	553
Janesville	Charleston	652	496	163	124
Langleyville	Taylorville	8,219	7,907	2,353	2,263
Palmer	Morrisonville	147	147	42	42
STATEWIDE TOTALS		126,561	107,238	41,360	34,652

Zito Media

102 South Main Street
Coudersport, PA 16915
800-365-6988

April 2, 2024

Illinois Commerce Commission
527 East Capitol Avenue
Springfield, Illinois 62701

RE: Annual Cable Service Report for Zito Midwest LLC

Illinois Commerce Commission:

Attached is the 2023 Annual Cable Service Report of households and subscribers per community served pursuant to Section 1001(j) of the Cable Video Competition Law of 2007 (220 IL 5/21-100 et seq.)

Zito Midwest received its statewide Cable and Video Authorization on June 7, 2017 in Docket 17-0245.

If there are any questions on the enclosed, please contact me directly at 814-260-9055.

Sincerely,

A handwritten signature in black ink, appearing to read "Mark Lauer", with a long horizontal flourish extending to the right.

Mark Lauer
Director of Accounting

2023

Local Unit of Government	The number of Households in the Holder's telecommunications service area in the State	Number of Households in Service Area	Number of Households in Service Area Offered Access to Video Services by Zito Media	# Low Income Households in Service Area with Income Below \$35,000 (LIHH)	LIHH in Service Area Offered Access to Video Service by Zito Media
Buncombe (Village)	99	99	99	20	20
Creal Springs (City)	791	791	791	121	121
East Cape Girardeau (Village)	210	210	210	72	72
Galatia (Village)	520	520	520	92	92
Goreville (village)	772	772	772	87	87
Raleigh (Village)	183	183	183	28	28
Vienna (City)	948	948	948	201	201
Williamson (County)	5944	5944	5944	928	307
					928

JENAE HECK
ASSOCIATE GENERAL COUNSEL
PH: 602-364-6092
FAX: 602-364-6013
JENAE.HECK@CABLEONE.BIZ

March 19, 2024

Ms. Stephanie Cook
Chief Clerk's Office
Illinois Commerce Commission
527 E. Capitol Ave.
Springfield, IL 62701

**Re: Docket 20-0867
Cable One Inc.
ANNUAL CABLE AND VIDEO SERVICE REPORT FOR 2023**

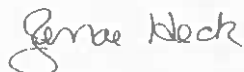
Dear Ms. Cook:

Please find attached the annual cable and video service report of Cable One Inc. ("Cable One") pursuant to Section 1001(j) of the Cable and Video Competition Law of 2007 (220 ILCS 5/21-100, et seq.).

Should there be any questions or require further information, please do not hesitate to contact me.

Sincerely,

CABLE ONE, INC.



Jenae Heck
Associate General Counsel
Director of Regulatory Operations

Community	Number of Households in Service Area (1)	Number of Households in Service Area Offered Access to Video Service (2)	Number of Households in Service Area with Income below \$35,000 (3)	Number of Households in Service Area with Income below \$35,000 Offered Access to Video Service (4)
Bond County (uninc.)	2,395	21	397	3
Christian County (uninc.)	2,531	200	552	44
Edgar County (uninc.)	2,133	435	461	94
Fayette County (uninc.)	3,982	834	1,182	248
Franklin County (uninc.)	5,388	1,428	1,555	414
Jasper County (uninc.)	2,081	172	441	36
Lawrence County (uninc.)	2,459	1,408	560	321
Macon County (uninc.)	5,131	16	719	2
Macoupin County (uninc.)	5,366	180	1,067	36
Montgomery County (uninc.)	2,367	755	358	113
Perry County (uninc.)	3,396	0	709	0
Randolph County (uninc.)	3,580	63	972	17
Richland County (uninc.)	2,390	937	478	187
Shelby County (uninc.)	4,816	1,272	933	247
Union County (uninc.)	3,518	238	970	66
Vermillion County (uninc.)	19,189	2,201	6,983	799
Wabash County (uninc.)	1,344	253	326	61
Wayne County (uninc.)	3,259	0	919	0
White County (uninc.)	1,552	789	350	173
Albion City	863	1,185	315	433
Anna City	1,860	2,189	916	1,068
Argenta Village	348	377	65	71
Assumption City	515	661	155	199
Auburn City	1,630	2,605	239	382
Belgium Village	147	254	38	66
Benton City	2,941	4,015	1,148	1,564
Bethany Village	554	677	204	249
Blue Mound Village	447	555	87	108
Bridgeport City	726	1,078	240	356
Brighton Village	832	576	140	97
Brownstown Village	300	327	123	134
Buckner Village	152	296	60	117
Carlinville City	2,098	3,700	881	1,554
Carmi City	2,174	2,638	628	1,002
Carrollton City	926	969	285	298
Catin Village	936	1,114	277	330
Chester City	1,997	2,482	525	653
Christopher City	1,185	1,583	524	700
Coalton City	180	190	42	50
Crossville Village	339	317	161	151
Dalton City Village	256	256	71	72
Du Quoin City	2,616	4,539	1,135	1,969
East Gillespie Village	120	67	33	18
Enfield Village	244	288	128	151
Ewing Village	160	137	25	21
Fairfield City	2,333	3,198	993	1,360
Farmersville Village	288	382	65	109
Georgetown City	1,455	1,864	487	624
Gillespie City	1,273	2,049	523	842
Girard City	636	1,452	255	582
Grayville City	663	926	261	365
Greenville City	2,185	2,656	878	1,067
Hillsboro City	1,791	2,668	632	941
Hoopeston City	2,073	3,033	816	1,194
Jerseyville City	2,658	2,753	899	837
Jonesboro City	696	779	265	297
Lawrenceville City	1,710	3,161	704	1,301
Lenzburg City	188	228	65	88
Litchfield City	3,103	4,279	1,219	1,881
Macon City	444	1,163	105	275
Manchester Village	88	57	22	14
Marissa Village	578	1,011	197	345
McLeansboro City	1,149	1,761	396	607
Milford Village	554	830	201	301
Mount Carmel City	3,008	4,119	1,233	1,688
Moweaqua Village	762	904	186	221
New Athens Village	755	739	142	139
Newton City	1,323	1,485	383	430
Norwood Village	73	173	25	59
Nokomis City	915	1,441	301	474
Norris City	85	632	26	193
North City Village	318	2	87	1
Olney City	3,537	4,993	1,287	1,817
Oreana Village	396	456	45	52
Owaneco Village	86	100	19	22
Pana City	2,238	3,595	816	1,311
Paris City	3,920	5,257	1,454	1,949
Percy Village	396	441	165	184

Community	Number of Households in Service Area (1)	Number of Households in Service Area Offered Access to Video Service (2)	Number of Households in Service Area with Income below \$35,000 (3)	Number of Households in Service Area with Income below \$35,000 Offered Access to Video Service (4)
Packneyville City	1,432	2,351	787	1,260
Ramsey Village	306	585	158	288
Raymond Village	372	501	71	96
Roodhouse City	631	671	268	285
Rossville Village	398	701	132	232
Schram City Village	257	327	103	131
Sesser City	713	1,155	224	363
Shelbyville City	1,912	2,914	571	870
Sparta City	1,800	2,487	513	703
Saint Francisville City	230	366	75	119
St. Johns Village	78	78	37	37
Steeleville Village	791	991	319	400
Stonington Village	324	444	92	126
Summer City	271	499	120	221
Tamaroa Village	248	419	73	123
Taylor Springs Village	312	257	149	123
Taylorville City	4,902	6,475	2,068	2,732
Thayer Village	306	422	98	135
Tilton Village	1,202	1,616	304	409
Valier Village	303	321	119	126
Vandalia City	2,090	2,961	1,026	1,454
Virden City	1,375	2,131	437	677
Wayne City Village	416	1,170	123	348
Wellington Village	96	172	48	86
West City Village	247	441	101	180
Westville Village	1,356	1,860	482	681
White Hall City	893	1,456	332	541
Witt City	286	522	116	212
	166,875	137,075	52,648	48,979

Explanatory Notes

On December 31, 2020, Telecommunications Management LLC was merged into Cable One Inc. dba Sparklight. Sparklight continues to provide cable television access in the above-referenced local units of government at the same levels and throughout the same geographic areas as it did before it obtained statewide authorization to provide cable service.

*The number of households offered access to video service in North City Village is subsumed by Franklin County.

**Statewide totals remove double-counting created by overlap of counties and any individual local unit of government with the county

(1) Household data based on U.S. Census data "Occupied housing units" category on Census Data TableID S1901, Financial Characteristics from the 2021 ACS 5-Year Estimates Subject Tables

(2) Number of households offered access to video service includes only those households Sparklight could reasonably confirm are residential households.

(3) Low-income household data based on Census Data TableID S1901, Financial Characteristics from the 2021 ACS 5-Year Estimates Subject Tables under "Household Income in the Past 12 Months (in 2021 Inflation-Adjusted Dollars)" category

(4) Low-income household data based on percentage of total number of households offered access to video service to total number of households in local unit of government.

**STATE OF ILLINOIS
COMMERCE COMMISSION**

MADISON COMMUNICATIONS, INC.)	
)	
Application for State-Issued Authorization to Provide)	Docket No. 17-0584
Cable Service Pursuant to Section 401 of the Cable)	
and Video Competition Law of 2007)	

NOTICE OF FILING

PLEASE TAKE NOTICE that MADISON COMMUNICATIONS, INC., through its undersigned counsel, in compliance with 220 ILCS 5/21-1101(j), files the attached report to the Commission for each of the service areas as described in Section 5/21-1101(d) in which it provides access to its video service in the State.

Dated: March 26, 2024

Respectfully Submitted,

Madison Communications, Inc.,

By: _____


Joseph D. Murphy
MEYER CAPEL
A Professional Corporation
PO Box 6750
Champaign, Illinois 61826-6750
Telephone: 217/352-0030
jmurphy@meyercafel.com

CERTIFICATE OF SERVICE

The undersigned attorney, under penalties as provided by law pursuant to Section 1-109 of the Code of Civil Procedure, certifies that the statements set forth in this instrument are true and correct and that the attached document, namely: **Notice of Filing**, together with the attached report, was submitted for filing with the Illinois Commerce Commission via the eDocket electronic filing system and was served upon the following persons by e-mail this 24th day of March, 2024:

David Sackett, Case Manager
Illinois Commerce Commission
527 E. Capitol Ave.
Springfield, IL 62701
david.sackett@illinois.gov

Marcy A. Sherrill
Office of General Counsel
Illinois Commerce Commission
160 N. LaSalle St., Ste. C-800
Chicago, IL 60601
Marcy.Sherrill@illinois.gov



Joseph D. Murphy
Meyer Capel
A Professional Corporation
306 W. Church Street
Champaign, IL 61820
(217) 352-0030
jmurphy@meyercafel.com

GF#17



Wagner Consulting LLC
A VETERAN-OWNED AND OPERATED MANAGEMENT CONSULTING FIRM

March 25, 2024

Chief Clerk
Illinois Commerce Commission
527 East Capitol Avenue
Springfield, IL 62701

Via USPS

Re: Docket No. 18-0036: Pavlov Media Cable Illinois, LLC Annual Cable Service Area Report

Dear Chief Clerk:

Herewith for filing with the Illinois Commerce Commission, please find the above-referenced Annual Report in accordance with Section 21-1101(j) of the Illinois Public Utilities Act as follows:

Local Unit of Government	# of Households in Service Area	# of Households in Service Area Passed by Pavlov Video	# of Low Income Households Passed by Pavlov Video Service	# of Low Income Households in Service Area
-				
-				
Total	-	-	-	-

Pavlov has not offered, nor has it provided cable and video service to Illinois customers or subscribers during this reporting period.

Please contact the undersigned at 217 620-1018 or pete@wagnerconsulting-usa.com should you have any questions or concerns.

Sincerely,

Peter J. Wagner
Consultant to Pavlov Media Cable Illinois, LLC
Wagner Consulting LLC

Cc: Mr. William Clavey, Pavlov Media Cable Illinois, LLC





CASS CABLE TV, INC.

100 REDBUD ROAD * P.O. BOX 200 * VIRGINIA, IL 62691

March 27, 2024

Chief Clerk
Illinois Commerce Commission
527 East Capitol Avenue
Springfield, Illinois 62701

Re: 2023 Annual Cable Service Report; Cass Cable TV, Inc.

Dear Chief Clerk:

In accordance with Section 21-1101(j) of the Cable and Video Competition Law of 2007 ("Act"), provided below is the Annual Cable Service Report through December 31, 2023, for Cass Cable TV, Inc. (hereinafter "Cass").

With respect to the villages of Bath, Tallula, Forest City, and Sherman; and with respect to the cities of Pittsfield, Pleasant Plains, Rushville, Mason City, Ashland, Virginia, Athens, Versailles and Mt. Sterling; and with respect to Menard County, Cass is an "incumbent cable operator"¹ because, on January 1, 2007, Cass provided cable service in and throughout the aforementioned villages, cities and County pursuant to local franchise agreements. Pursuant to and in accordance with those local franchise agreements, Cass provided cable service access to 100% of low-income households throughout its "footprint" in each of the aforementioned villages, cities and County. Because Cass is an incumbent cable operator under the Act, Cass must provide cable access in its service territory (i.e. all of the aforementioned villages, cities and County) on the same terms and in a geographic area no smaller than it did on June 30, 2007. With respect to the aforementioned villages, cities and County, Cass continues to provide cable access at the same levels and throughout the same geographic area as it did on June 30, 2007. Therefore, Cass is fully compliant with these obligations under the Act as it relates to the aforementioned villages and cities.

With respect to the Village of Lynnville, Cass is not an "incumbent cable operator" because, on January 1, 2007, Cass did not provide cable service in and throughout the Village of Lynnville. However, Cass currently provides access to its cable service within and throughout the entire corporate limits of the Village of Lynnville. Therefore, Cass is fully compliant with its obligations under the Act as it relates to the Village of Lynnville.

With respect to Morgan County, Cass is not an "incumbent cable operator" because, on January 1, 2007, Cass did not provide cable service in and throughout Morgan County. However, Cass provides access to its cable service within unincorporated Morgan County at the same levels

required by Morgan County of incumbent cable operators on June 30, 2007. Accordingly, Cass is fully compliant with the Act as it relates to Morgan County.

With respect to the Village of South Jacksonville, Cass is not an "incumbent cable operator" because, on January 1, 2007, Cass did not provide cable service in and throughout the Village of South Jacksonville. However, Cass provides access to its cable service within the Village of South Jacksonville at the same levels required by the Village of South Jacksonville of incumbent cable operators on June 30, 2007. Therefore, Cass is fully compliant with its obligations under the Act as it relates to the Village of South Jacksonville.

With respect to the Village of Murrayville, Cass is not an "incumbent cable operator" because, on January 1, 2007, Cass did not provide cable service in and throughout the Village of Murrayville. However, Cass currently provides access to its cable service within and throughout the entire corporate limits of the Village of Murrayville. Therefore, Cass is fully compliant with its obligations under the Act as it relates to the Village of Murrayville.

The United States Census Bureau's most recent estimate of the number of "low-income households,"² as defined in Section 21-201(p) of the Act, located within Cass's "footprint" is 10,471. Cass provides access to 100% of low-income households (i.e., 10,471) throughout its service area footprint.

Please contact me at 217-452-4105 if you have any questions or need additional information.

Sincerely,



Chad Winters
Vice President of Cable TV Services

¹ "Incumbent cable operator" means a person or entity that provided cable services or video services in a particular area under a franchise agreement with a local unit of government pursuant to Section 11-42-11 of the Illinois Municipal Code (65 ILCS 5/11-42-11) or Section 5-1095 of the Counties Code (55 ILCS 5/5-1095) on January 1, 2007. [See 220 ILCS 5/21-201(m)]

² The Census Bureau reported number of "low-income households" has been updated utilizing the 2014-2018 American Community Survey 5-Year Estimates which provides estimates of various demographic data, including household income, annually through the American Community Survey.

STATE OF ILLINOIS
ILLINOIS COMMERCE COMMISSION

MCC Network Services, LLC)
d/b/a Metro Comm)
)
Application for State-Issued) Docket No. 20-0051
Authorization to Provide)
Cable Service Pursuant to Section)
401 of the Cable and Video)
Competition Law of 2007)

NOTICE OF FILING

PLEASE TAKE NOTICE that MCC Network Services, LLC, through its undersigned counsel, in compliance to 220 ILCS 5/21-1101(j), files the attached amended report to the Commission for each of the service areas as described in Section 5/21-1101(d) in which it provides access to its cable service in the State as of December 31, 2023.

Dated: April 10, 2023

Respectfully submitted,

MCC Network Services, LLC



By: _____

Jane L. Wagner
MARASHLIAN & DONAHUE, PLLC
1430 Spring Hill Road, Suite 310
Tysons, VA 22102
(703) 714-1321
jlw@commllawgroup.com

Docket No. 20-0051

Illinois Commerce Commission Annual Report

City	Local Units of Government	Total households	Low income households (#, %)	Households in Service Area with Income below \$35,000 Offered Access to Video Service	Number of Households in Service Area that Subscribe to MCC Network Services LLC Number of Subscribers
Gibson City	Drummer Township, Ford County	1,639	167, 10.2%	3	24
Kempton	Mona Township, Ford County	127	12, 10%	0	1
Paxton	Patton Township, Ford County	1,735	145, 8.4%	6	80
Grand Ridge	Farm Ridge Township, LaSalle County	201	11, 5.6%	1	26
Kenney	Dewitt County	160	24, 6.5%	0	7
Rutland	Groveland Township, LaSalle County	147	13, 4.3%	2	22
Tonica	Eden Township, LaSalle County	340	42, 5.3%	6	62
Bement	Bement Township, Piatt County	687	21, 3.1%	1	16
Cerro Gordo	Cerro Gordo Township, Piatt County	569	41, 7.4%	1	7
Sullivan	Sullivan Township, Moultrie County	1930	230, 12%	7	89
Bethany	Marrowbone Township, Moultrie County	607	48, 8%	1	10
Findlay	Mattoon Township, Shelby County	311	52, 17%	1	4
Robinson	Robinson Township, Crawford County	2660	292, 11%	3	31
Pesotum	Pesotum	218	3, 1.4%	0	3

	Township, Champaign County				
Villa Grove	Camargo Township, Douglas County	1,033	51, 5%	1	7
Greenup	Greenup Township, Cumberland County	665	67, 10%	0	4
Tuscola	Tuscola Township, Douglas County	2,057	47, 2.3%	1	12
Camargo	Camargo Township, Douglas County	340	18, 5.3%	0	4
Robinson	Robinson Township, Crawford County	2,927	240, 8.2%	1	31
Watseka	Belmont Township, Iroquois County	2,314	293, 12.7%	1	20
Newton	Wade Township, Jasper County	1,329	111, 8.4%	1	16
Casey	Eden Township, Clark and Cumberland County	1,266	139, 11%	1	6
Fairbury	Indian Grove Township, Livingston County	1,544	50.9, 3.3%	0	11
Palestine	Lamotte Township, Crawford County	625	81, 13.6%	0	7
Carlinville	Carlinville Township, Macoupin County	2,125	191, 9%	3	11
Gillespie	Gillespie Township, Macoupin County	1,452	124, 8.6%	0	4

Macon	Macon County	459	24, 5.1%	0	1
Pawnee	Sangamon County	1,028	61, 5.9%	1	7
Auburn	Sangamon County	1,618	78, 4.8%	0	1
Chenoa	McLean County	790	36, 4.6%	0	3
Clinton	DeWitt County	3,157	246, 7.8%	0	3
Argenta	Macon County	372	7, 2%	0	1
Warrensburg	Macon County	500	12, 2.4%	0	3
Oreana	Macon County	343	5, 1.4%	0	1
Bismarck	Newell Township/Vermillion County	204	14, 6.9%	2	13
Buckley	Artesia Township/ Iroquois County	261	14, 5.4%	4	28
Ohio	Ohio Township/ Bureau County	227	3, 1.3%	1	9
Elliott	Ford County	127	6, 8%	0	3
Potomac	Vermillion County	252	12, 4.8%	2	24
Armstrong	Vermillion County	615	28, 4.5%	0	7
Sibley	Ford County	137	6, 4.5%	0	8
Rankin	Vermillion County	247	23, 9.2%	10	21
Mt. Pulaski	Logan County	696	30, 4.3%	0	1
Fisher	Champaign County	2,062	58, 2.8%	0	1
La Moille	Bureau County	679	10, 1.5%	1	24
Cissna Park	Iroquois County	375	14, 3.6%	4	67
Village of Roberts	Ford County	169	8, 5%	3	15
Village of Flanagan	Livingston County	466	12, 2.6%	5	74
Village of Donovan	Iroquois County	132	1, 1.0%	0	1
Village of Malden	Bureau County	152	29, 19.2%	4	23
Village of Buckingham	Kankakee County	80	5, 6.3%	0	3
Village of Cabery	Ford/Kankakee County	99	16, 16.2%	0	2
City of El Paso	Woodford/McLean County	980	16, 1.6%	3	47
Village of Hudson	McLean County	507	9, 1.8%	2	25
Village of Kempton	Ford County	127	13, 10%	1	25
City of Minonk	Woodford County	841	59, 7%	17	140
City of Toluca	Marshall County	581	28, 4.8%	7	54
City of Wenona	Marshall/LaSalle County	256	47, 18.4%	8	33
TOTAL				116	1,127

CERTIFICATE OF SERVICE

The undersigned certifies that a copy of the Amended Notice of Filing and attachment was submitted for filing with the Illinois Commerce Commission via e-docket and served upon the following persons by email this 10th day of April, 2024:

David Sackett
Case Manager
Illinois Commerce Commission
527 E. Capitol Ave. Springfield, IL 62701
Email: David.sackett@illinois.gov

Marcy Sherrill
Staff Attorney
Illinois Commerce Commission
160 N. LaSalle St., Ste. C-800
Chicago, IL 60601-3104
Email: marcy.sherrill@illinois.gov

MCC Network Services, LLC



By: _____

Jane L. Wagner
MARASHLIAN & DONAHUE, PLLC
1430 Spring Hill Road, Suite 310
Tysons, VA 22102
(703) 714-1321
jlw@commlawgroup.com

**STATE OF ILLINOIS
ILLINOIS COMMERCE COMMISSION**

ILLINOIS FIBER CONNECT, LLC)
)
Application for State-Issued Authorization to Provide) Docket No. 20-0113
Video Service Pursuant to Section 401 of the Cable)
and Video Competition Law of 2007)

NOTICE OF FILING

PLEASE TAKE NOTICE that Illinois Fiber Connect, LLC., through its undersigned counsel, in compliance to 220 ILCS 5/21-1101(j), files the attached report to the Commission for each of the service areas as described in Section 5/21-1101(d) in which it provides access to its video service in the State.

Dated: March 19, 2024

Respectfully submitted,
ILLINOIS FIBER CONNECT, LLC.

By: 

Joseph D. Murphy
Meyer Capel
A Professional Corporation
306 W. Church St.
Champaign, IL 61820
Phone: 217-352-0030
Email: jmurphy@meyercapel.com


CERTIFICATE OF SERVICE

The undersigned attorney, under penalties as provided by law pursuant to Section 1-109 of the Code of Civil Procedure, certifies that the statements set forth in this instrument are true and correct and that the attached document, namely Notice of Filing together with its attachment was submitted for filing with the Illinois Commerce Commission via e-docket and served upon the following persons by email this 19th day of March, 2024:

Heather Jorgenson, Administrative Law Judge
Illinois Commerce Commission
160 N. LaSalle St., Ste. C-800
Chicago, IL 60601
Heather.Jorgenson@illinois.gov

David Sackett, Case Manager
Illinois Commerce Commission
527 E. Capitol Ave.
Springfield, IL 62701
david.sackett@illinois.gov

Marcy A. Sherrill
Office of General Counsel
Illinois Commerce Commission
160 N. LaSalle St., Ste. C-800
Chicago, IL 60601
Marcy.Sherrill@illinois.gov



Joseph D. Murphy



2023 Cable Service Annual Report

Community	Number of Households in Service Area	Number of Households in Service Area Offered		Households in Service Area with		Households in Service Area with Income below \$35,000 Offered Access to Video Service by [MVPD]
		Access to Video Service by [MVPD]	Income below \$35,000	Income below \$35,000	Offered Access to Video Service by [MVPD]	
Teutopolis	755	200	200	15	15	4
Watson	269	269	269	56	56	56
STATEWIDE TOTALS	1,024	469	469	71	71	60

April 10, 2024

Chief Clerk's Office
Ms. Elizabeth Rolando
Illinois Commerce Commission
527 East Capital Drive
Springfield IL 62701

Re: Surf Air Wireless, LLC Letter in lieu of Annual Cable Service Report, Docket 20-0320

Dear Ms. Rolando:

Surf Air Wireless, LLC ("Surf") was granted a state-issued authorization to offer or provide video service on April 20, 2020 in the abovelisted docket. Surf did not, however, provide video service to any customers in Illinois in the entirety of 2023. I am sending this letter in lieu of a cable service report.

If you have any questions, do not hesitate to email us at jcarlisle@lermansenter.com or call at 202-253-6838.

Sincerely,

/s/ Jeffrey J. Carlisle
Jeffrey J. Carlisle
Lerman Senter, PLLC
Counsel to Surf Air Wireless, LLC

Thomas H. Rowland
Kevin D. Rhoda
Rowland & Moore LLP
1603 Orrington Ave., Suite 600
Evanston, Illinois 60201



CERTIFICATE OF SERVICE

I, Kevin D. Rhoda, do hereby certify that I have, on this 10th day of April 2024, caused to be served upon the individuals listed on the service list maintained by the Illinois Commerce Commission, by e-mail, a copy of the foregoing correspondence on behalf of Surf Air Wireless, LLC in Docket 20-0320.

s/ Kevin D. Rhoda

Kevin D. Rhoda
Rowland & Moore LLP

Counsel for *Surf Air Wireless, LLC*