

# Annual Youth in Care Waiting for Placement Report

## Report to the General Assembly

December 30, 2022

Per ILCS 505/2.2 DCFS Youth in Care Waiting for Placement Report, the Department of Children and Family Services will provide a report by December 31<sup>st</sup> of the calendar year, with fiscal year information on the number of youth in emergency placements for longer than thirty days; hospitalized in psychiatric hospitals beyond medical necessity; in a detention center or Department of Juvenile Justice (DJJ) facility beyond the release date; in out-of-state residential treatment facilities; not in temporary custody or guardianship of the Department and subject to child protection investigations coded as 84b; and in emergency rooms for longer than 24 hours waiting for admission to a psychiatric hospital bed.

### Statistics

The following cumulative data is for instances of youth in psychiatric hospitals beyond medical necessity; detention center or DJJ facility beyond the release date; in out-of-state residential treatment facilities; in emergency rooms for longer than 24 hours waiting for admission to a psychiatric hospital bed. The total number of instances of youth across every category from 7/1/2021 to 6/30/2022 was 952. The overall average age of youth across every category in FY22 was 14.6 years old with male instances making up 52% of the overall categorized population.

	Psychiatric Hospitals	Det-DJJ	Out-of-State Residential	Emergency Rooms
Average Age	13.63	16.27	15.11	14

	Psychiatric Hospitals	Det-DJJ	Out-of-State Residential	Emergency Rooms
Male	145	69	20	126
Female	194	9	15	151
Total	339	78	35	277

## *Youth in Emergency Placements (Shelters/Foster Homes) 30 Days or More*

Youth in emergency placements are most placed in either an emergency foster home, or an emergency shelter when there are significant barriers to placements. The top barriers affecting timely placement are behavior disorders including physical and verbal aggression, cognitive abilities including level of IQ and developmental delays; as well as specialized treatment needs including substance abuse, domestic violence, and sexual behavior problems.

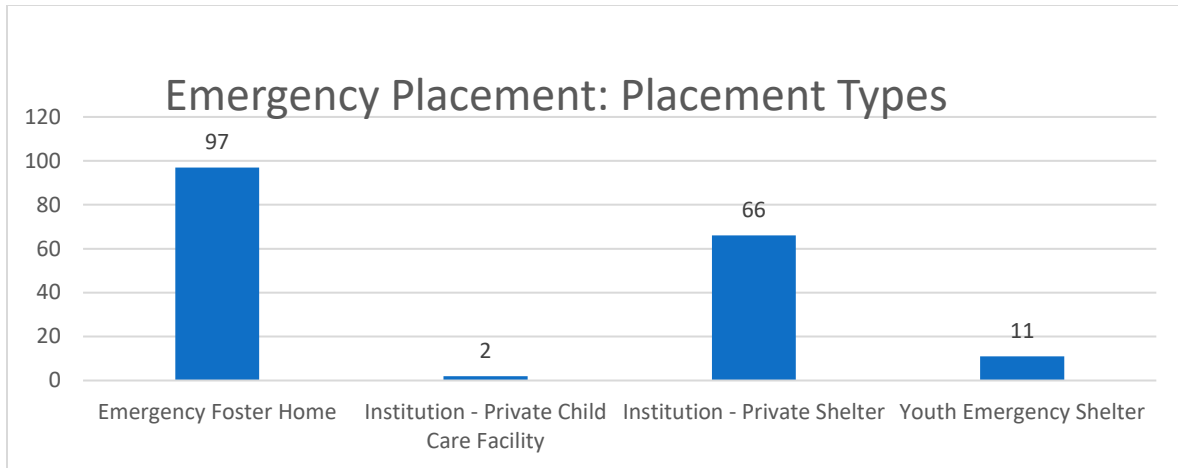
The data used for emergency placement is housed in various systems. Each system is independent of the other and required manual data integration. As with any platform that requires manual entry, there is risk for error or misinterpretation. As a result, data for emergency placement accounts for such circumstances. It is the Department's goal to streamline and integrate all data warehousing systems related to the movement of all kids in its care. The data used for this report includes all youth that experienced a paid placement into a contracted emergency resource and remained in this setting beyond 30 days of this report review period.

The Department has taken several steps in reducing the length of stay in emergency placements. In July 2022 the Department established a unit that monitors emergency placements. The staff include a Supervisor and two Program Planner staff assigned to two regions for support. Staff facilitate matching and provide concrete steps for staff to engage these contracted emergency placements. Staff also assist in scheduling of future Child and Family Team Meetings to provide concrete steps to assist the workers in planning and moving the youth to a permanent placement.

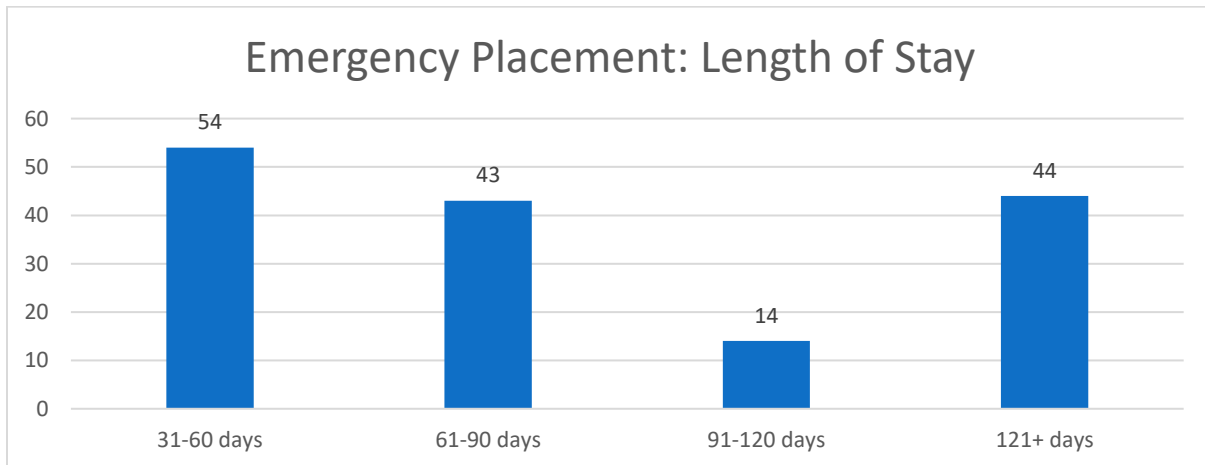
In FY22 the Department added 16 new shelter beds (8 male and 8 female) in Cook County. The Department also initiated a call for proposals for emergency /shelter placements. This generated an addition of 2 new future Shelters for FY 23 and an increase of over 19 Emergency Foster Care slots provided through our Community Service Providers.

The Department developed a specific recruitment plan to identify existing DCFS foster homes to become Emergency Foster Care homes. To date we have added 3 new DCFS Emergency Foster Care homes (6 slots) that are scheduled to be active by February 1, 2023.

There are a total of 176 youth during this review period placed more than 30 days

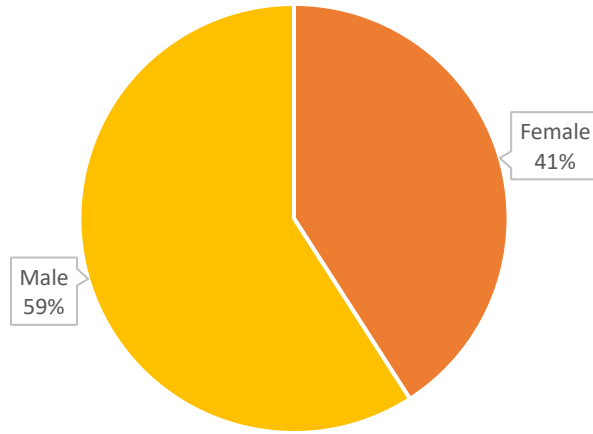


55% of youth were in a Foster Home. 45% of the youth were in a Shelter.



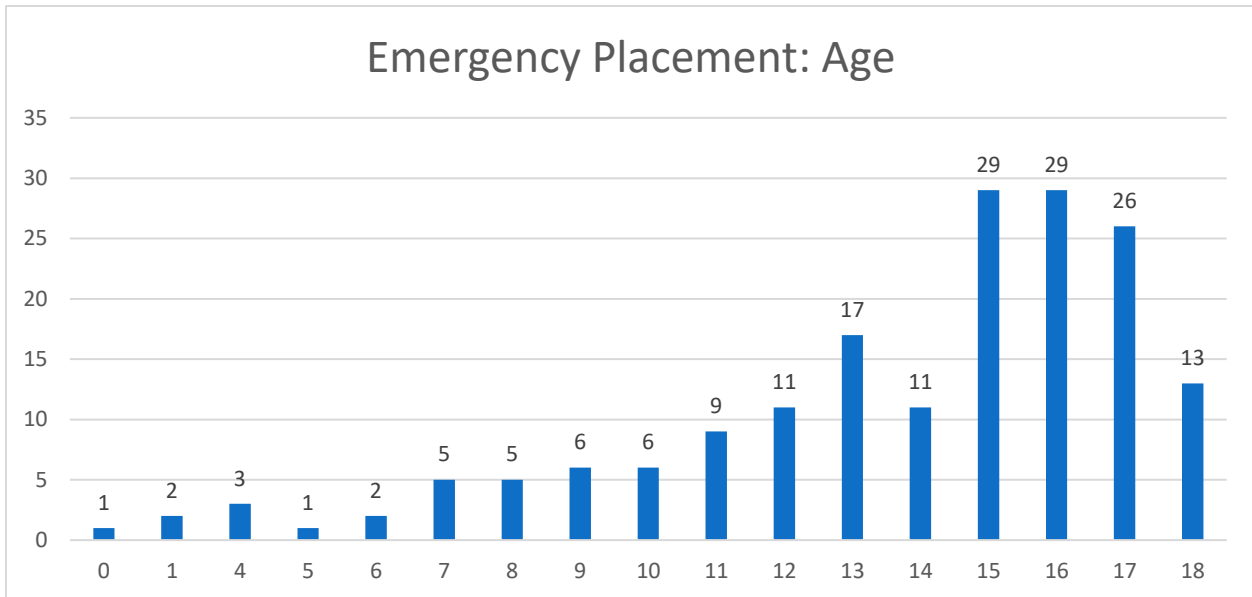
7.38% in emergency placement for 31-60 days.  
 27.74% were in emergency placement for 61-90 days.  
 9.03% were in emergency placement for 91-120 days.  
 28.38% were in emergency placement for 121+ days.

## Emergency Placement: Gender



59% were Males 41% were Females

## Emergency Placement: Age



**The average age of youth in Emergency Care is 14**

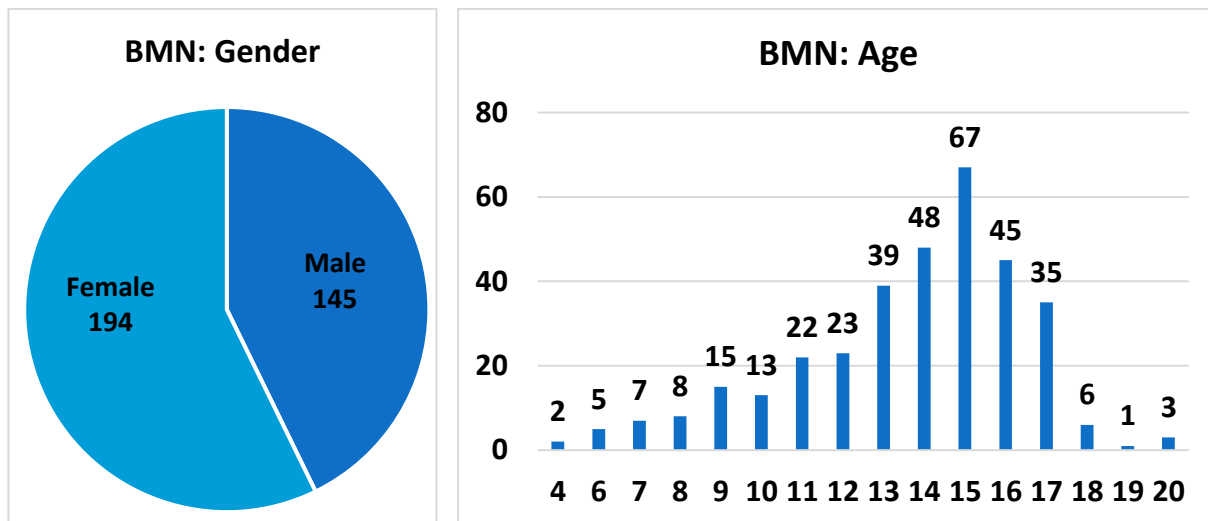
**There were 28.97% youth from the ages of 0-12 in emergency placement.**

**There were 63.63% youth from the ages of 13-17 in emergency placement.**

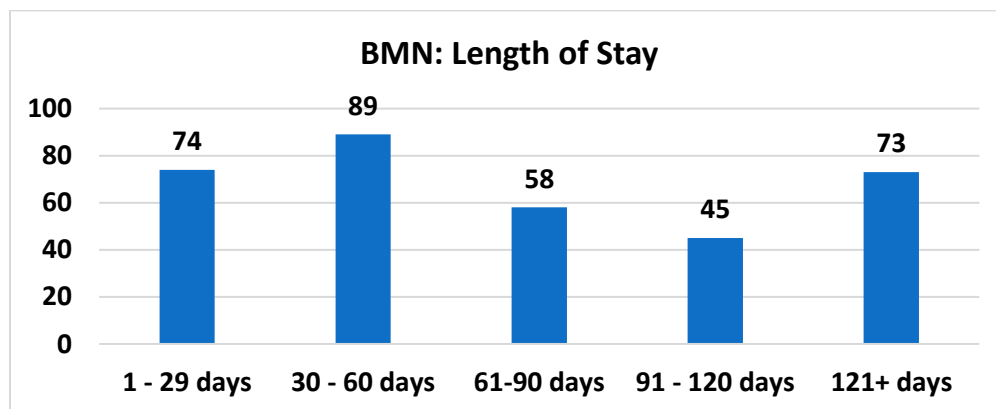
**There were 7.38% youth age 18 in emergency placement.**

## Youth Who Remained in Psychiatric Hospitals Beyond Medical Necessity

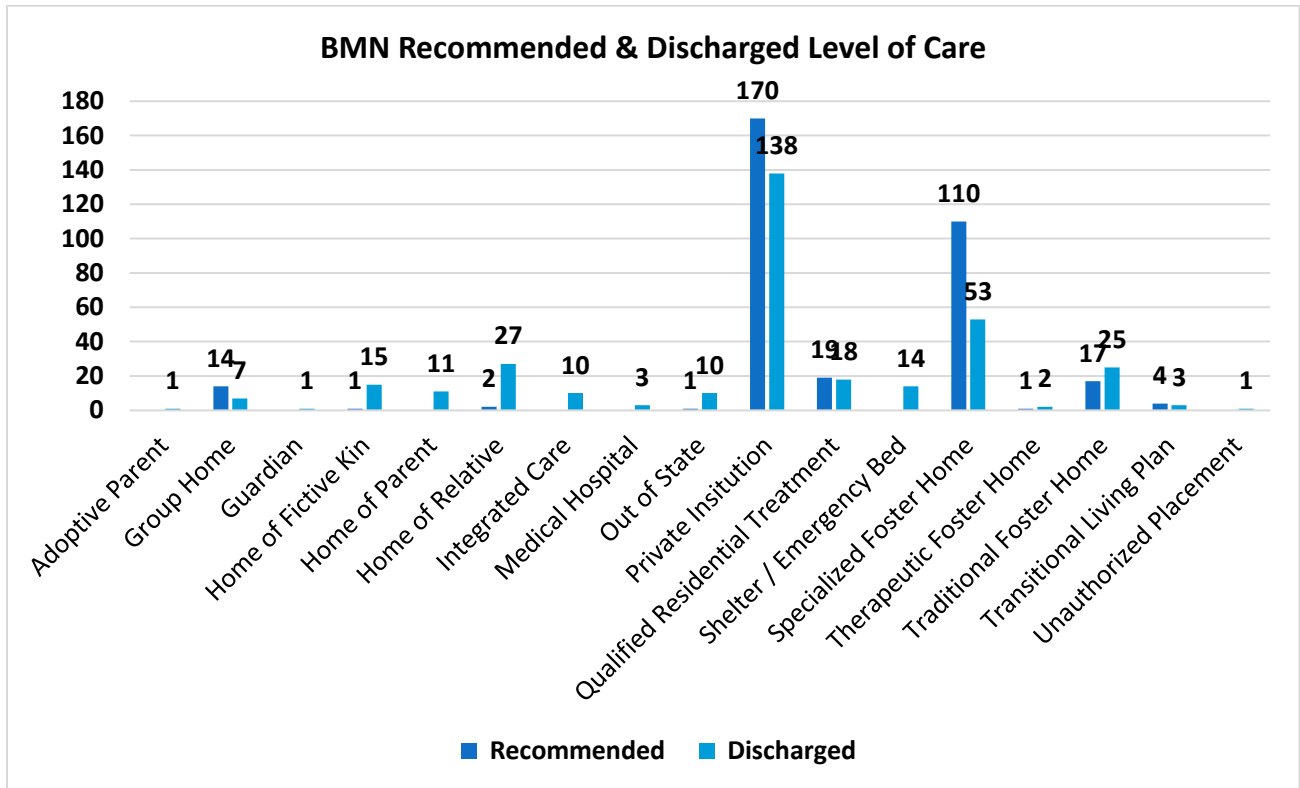
In FY22, there were 339 youth hospitalized in psychiatric hospitals beyond medical necessity (BMN). 57% of youth were female, and over half (59%) of youth are between the ages of 13 and 16 years old.



The average length of stay for BMN was 77.87 days in FY 22, with 65% of youth staying less than 90 days. Barriers to timely placement included youth having intellectual and developmental disabilities, sexually problematic behaviors, history of aggression and property destruction, high end psychiatric acuity and presenting with continued need for intensive mental health treatment or education monitoring; staff shortages; extensive waitlists.



During FY22, 45% of youth were placed according to their recommended level of care. The top recommended and actual placements for level of care were Private Agencies/Residential Treatment Centers (41%) and Specialized Foster Homes (16%).



Level of Care	Recommended	Discharged
Private Institution	170	138
Specialized Foster Home	110	53
Qualified Residential Treatment	19	18
Traditional Foster Home	17	25
Group Home	14	7
Home of Relative	2	27
Home of Fictive Kin	1	15
Out of State	1	10
Therapeutic Foster Home	1	2
Transitional Living Plan	4	3
Shelter / Emergency Bed		14
Home of Parent		11
Integrated Care		10
Medical Hospital		3
Adoptive Parent		1

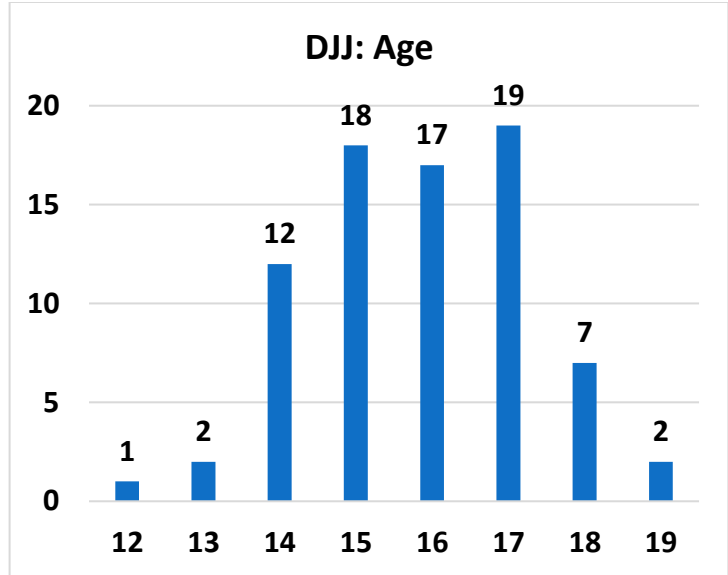
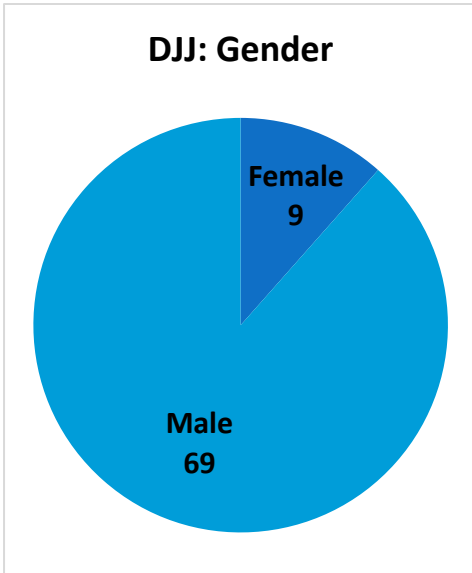
Guardian		1
Unauthorized Placement		1

The above data was collected utilizing the DCFS Psychiatric Hospitalization Database reporting system, which is a platform used to track psychiatrically hospitalized youth. Some of the data is downloaded from Child and Youth Information System (CYCIS); however, the majority of the data is manual entry done by a number of staff. As with any platform that requires manual entry, there is risk for error or data not being entered. In addition, the number of youth who were BMN can change based on utilization reviews that may overturn an insurance carriers decision to deny continued treatment. This information is most often obtained after a youth is discharged from the hospital and can come some time after discharge. The BMN status is then adjusted retroactively. This change in status can impact the actual number of youth pulled at a point in time.

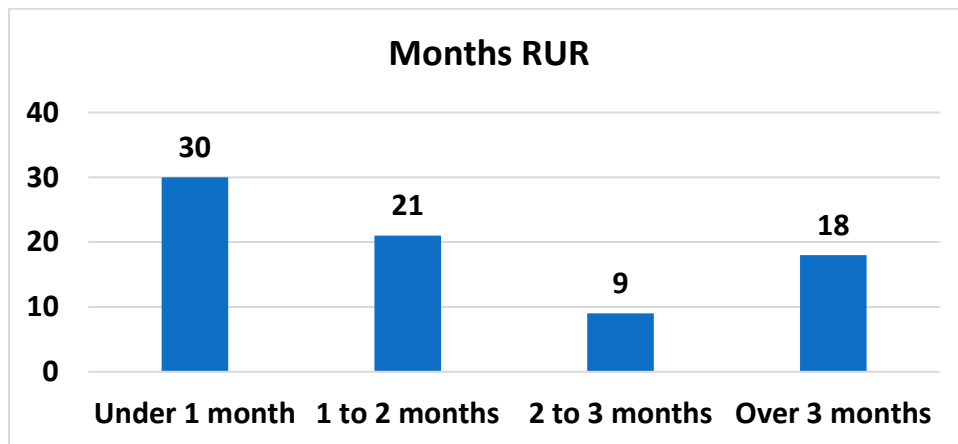
The Department is taking several steps to reduce the length of time BMN including working with providers to develop additional residential and specialized foster care resources for youth. DCFS is also working with sister agencies and Youth Care to increase access to Family Support Program, Educational supports, and community mental health agencies to support youth who are psychiatrically hospitalized and their caregivers. DCFS is also meeting regularly with Illinois Hospital Association representative, CEOs from hospitals and other community providers to develop improved collaboration, planning and communication about these youth and families.

### *Youth in Detention Center/DJJ Beyond the Release Date*

In FY 22, there were 78 instances (57 youth) where youth were held in detention beyond their release date. Roughly 89% of the RUR population were male and 69% were between the ages of 15-17 years old.



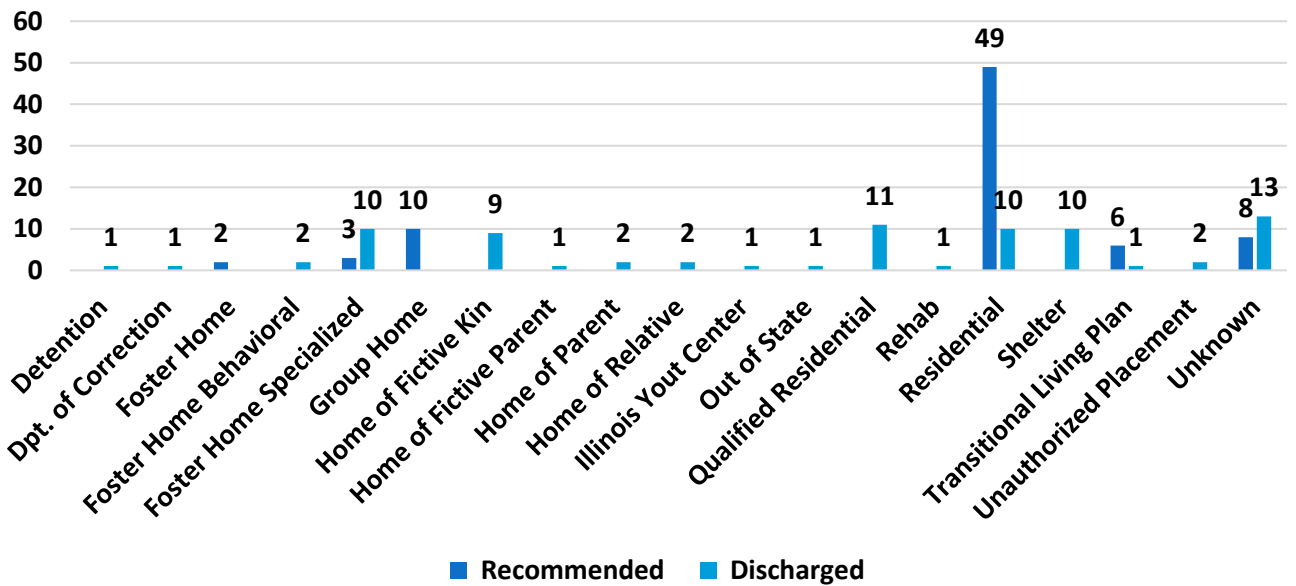
The total length of time each RUR youth remains in a DJJ or DOC facility varies depending on many factors such as: age, gender, time of release, youth behavior, medical needs, and more. During FY 22, approximately 77% of the total population were placed within three months of their release date. 39% of this population were placed less than one month after their release date, and 65% were placed within two months. Aggressive behavior, extensive criminal involvement, acute mental health needs and substance abuse are the primary barriers to timely placement for this population of youth in care.



Although most youth were not placed in their recommended level of care, 60% of the population were placed in Qualified Residential Treatment Programs, (Specialized) Foster Homes, Home of Parent/Fictive Kin and Private Institutions.



### Recommended and Discharged Living Arrangements



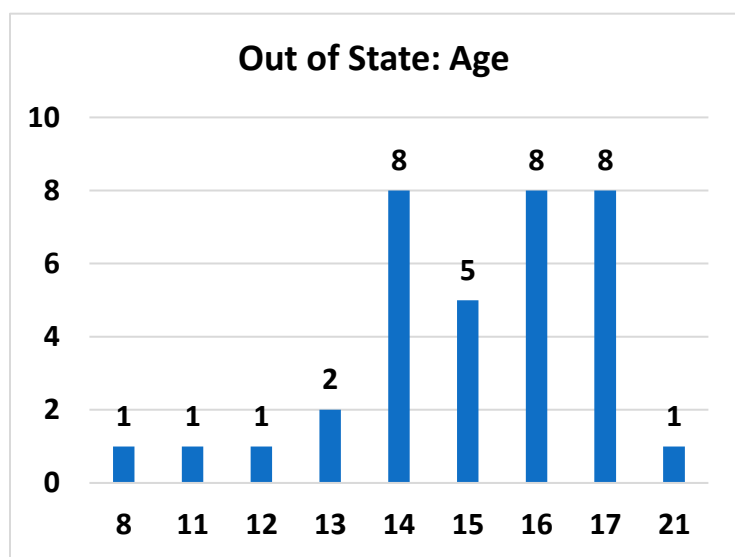
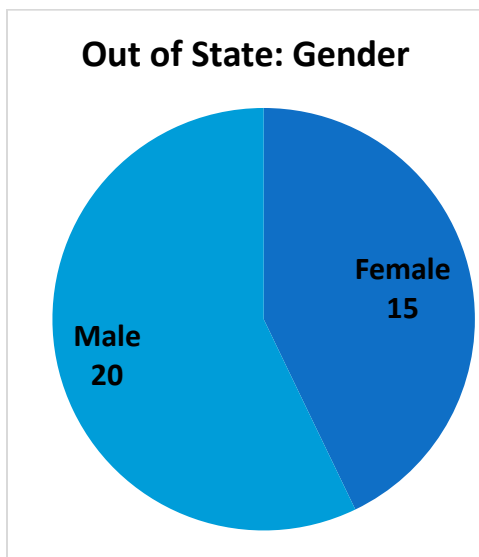
Placement	Recommended	Discharged
Detention		1
Dpt. of Correction		1
Foster Home	2	
Foster Home Behavioral		2
Foster Home Specialized	3	10
Group Home	10	
Home of Fictive Kin		9
Home of Fictive Parent		1
Home of Parent		2
Home of Relative		2
Illinois Youth Center		1
Out of State		1
Qualified Residential		11
Rehab		1
Residential	49	10
Shelter		10
Transitional Living Plan	6	1
Unauthorized Placement		2
Unknown	8	13

Information used in this report was obtained from the DCFS/CYCIS/SACWIS data system and supplemental email correspondence. The only concern regarding validity is that since the platform requires manual entry, there is risk for error or data not being entered.

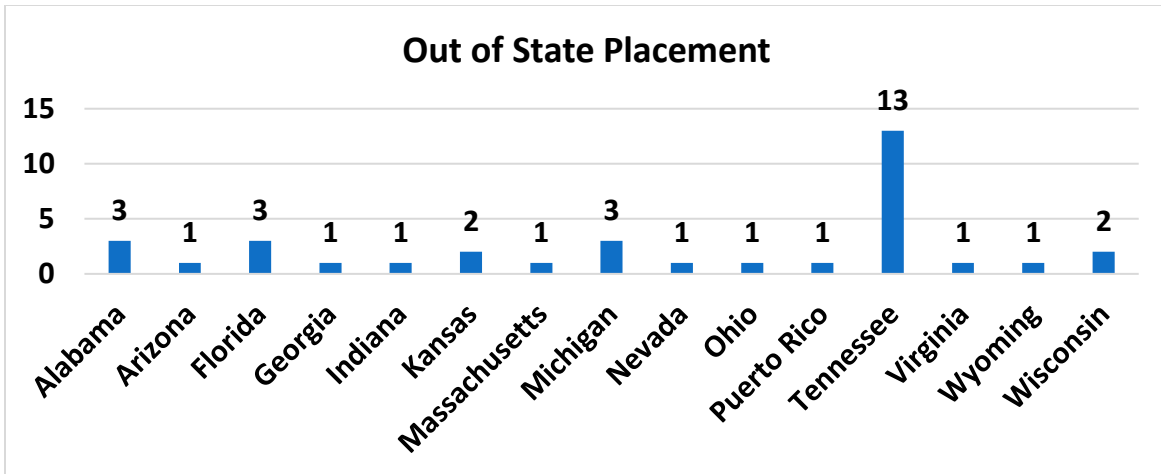
The Department is taking several steps to reduce the length of time in detention/DJJ including: working with providers to offer services to youth while they are placed in detention centers so they are better prepared for placement interviews; working with providers to develop updated procedures for accepting DJJ youth into their facilities; developing Dually Involved specific placements to successfully place this population of youth.

### *Youth in Out-of-State Residential Treatment Facilities*

In FY 22, there were 35 instances (34 youth) of youth placed in out-of-state residential treatment facilities. 57% of youth were male and 83% of youth were between the ages of 14 and 17 years old.



Youth were referred in-state prior to being referred out-of-state in all 35 instances. Youth were placed in the following states: Alabama, Arizona, Florida, Georgia, Indiana, Kansas, Massachusetts, Michigan, Nevada, Ohio, Puerto Rico, Tennessee, Virginia, Wyoming and Wisconsin, with 37% being placed in Tennessee.



The data used for out-of-state placements is housed in various systems. Each system is independent of the other and required manual data integration. As with any platform that requires manual entry, there is risk for error or misinterpretation.

The Department is focused on increasing therapeutic programs that address the needs of our high acuity youth. The Department has made efforts by releasing requests for proposals and seeks program enhancements through existing providers for specialized services. These efforts shall impact services for children who are more likely to be sent out of state because of limited resources within the State of Illinois. The Department believes that as it increases specialized resources within the State, the number of youth needing to receive services out of state will then be reduced.

### *Youth Subject to 84b Child Protection Investigations*

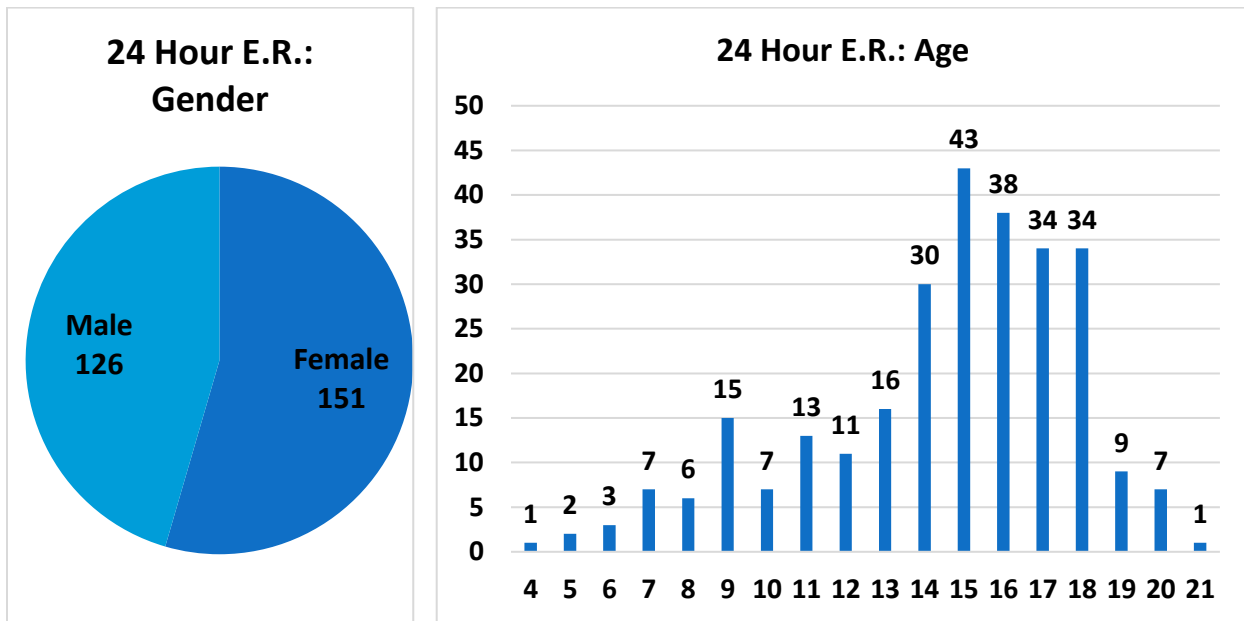
From July 1, 2021 to June 30, 2022 a total of **154** reports involving allegations of Psychiatric Lock Out were received statewide. Of those, **23** in Southern Region, **45** in Northern Region, **57** in Cook Region and **29** in Central Region.

Of the **154** Psychiatric Lock Out reports, **60** were presented for screening to the State's Attorney's Office and petitions were granted on all, except 6 youth who returned to home of parent, **24** involved referrals to Intact Family Services based on identified needs for service intervention and the final living arrangement at the time of investigation closure was home of parents for a total of **93** youth.

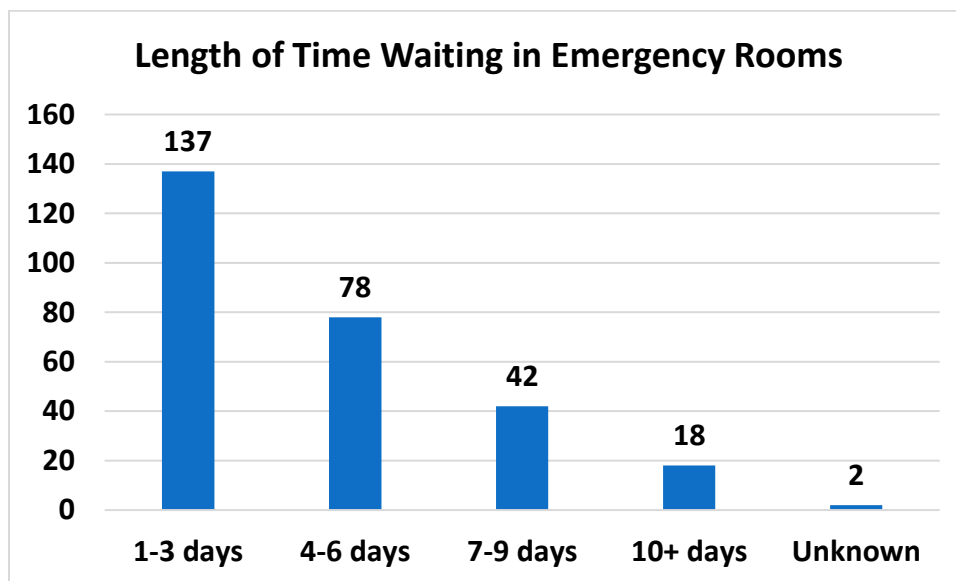
Excel Spreadsheet is attached with detailed information.

## Youth 24+ Hours in Emergency Rooms Awaiting Psychiatric Hospital Bed Admission

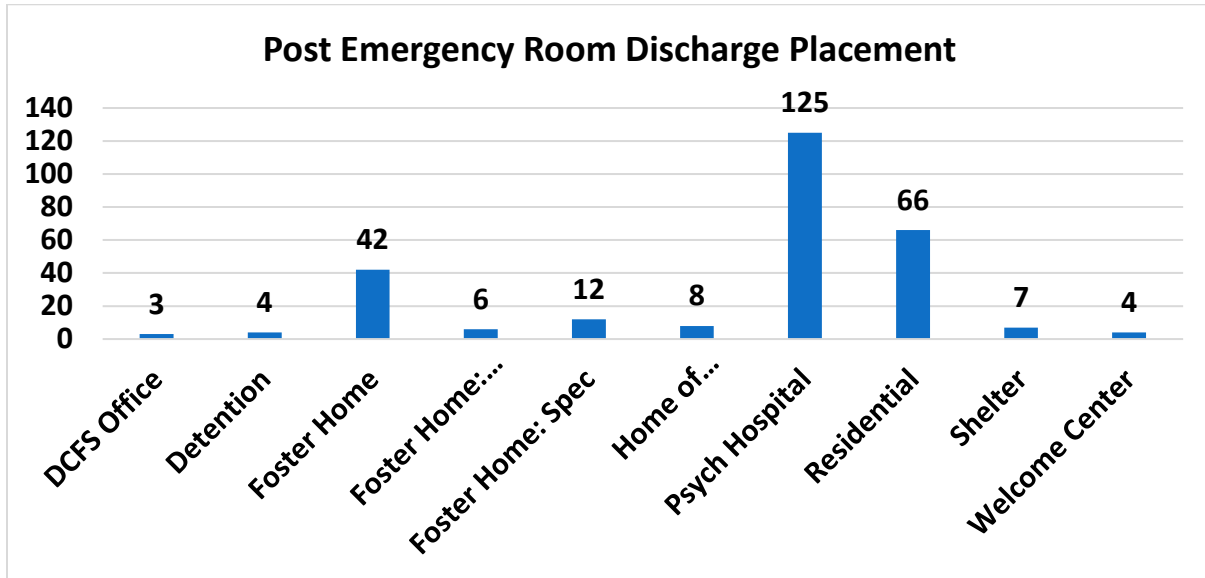
In FY22, there were 277 instances (218 youth) of youth in care who waited over 24 hours in emergency rooms. 55% of youth were female and 54% of youth were between the ages of 15 and 18 years old.



50% of youth waited three days or less and 78% waited less than seven days for a psychiatric hospital bed or placement.



The top placements for youth after their time in emergency rooms were Psychiatric Hospitals (45% of youth) followed by Residential Treatment Centers (24%), Interim Care Centers and Foster Homes (22%).



The emergency room data was provided to DCFS by the Medicaid Care Organization YouthCare and by Chrysalis who runs the CARES line, which is the first point of contact for any Medicaid-eligible youth experiencing a behavioral or psychiatric crisis. There are occasional blanks which simply means the information was not provided. Manually entry is required for some data points which runs the risk of human error. We are continually improving the data collection process and believe this information will be more thorough in future reports.

## Summary

The Department continues to work diligently to improve our process at each level of care to ensure that children needing a higher level of care are matched and moved to an appropriate placement. The goal is when youth are matched, to have available beds so they can be moved expediently. Once their treatment has been completed, they are able to move to a home in the community with the proper supports and not need to return to that high level of care. In addition, we continue to work on ways to provide services and support to maintain youth in their current placements and to work with foster parents and caseworkers on an individual basis to address their needs.

Region	Sub-Region	Victim Age at Invst	Open to Intact	Screened into Juv Court	Date of Petition	Living Arrangement when discharged
Southern	East St. Louis	14	Y	n	n/a	home of parent went to out of state placement
Southern	East St. Louis	17	N	N	n/a	home of parent youth remained hospitalized at time of case closure youth remained hospitalized at time of case closure
Southern	East St. Louis	13	N	n	n/a	Residential Placement
Southern	East St. Louis	13	N	Y	1/13/2022	Home of parent
Southern	East St. Louis	17	N	N	n/a	Home of parent
Southern	East St. Louis	13	N	n	n/a	Home of Parent substance abuse facility youth remained hospitalized at time of case closure
Southern	East St. Louis	11	Y	n	n/a	shelter
Southern	East St. Louis	17	N	n	n/a	Private Pay Residential Facility
Southern	East St. Louis	16	N	y	3/30/2022	Home of parent
Southern	East St. Louis	15	n	y	7/7/2021	Home of Parent
Southern	Marion	14	N	N	n/a	Home of Parent
Southern	Marion	15	Y	N	n/a	Home of Parent
Southern	Marion	14	N	N	n/a	Home of Parent
Southern	Marion	14	N	N	n/a	Home of Parent

Southern	Marion	16	N	N	n/a	Home of parent
Southern	Marion	14	N	Y	8/16/2021	Foster Care Residential Placement
Southern	Marion	12	N	Y	8/16/2021	Home of Parent
Southern	Marion	13	N	N	n/a	Home of Parent
Southern	Marion	14	N	N	n/a	Home of Parent
Southern	Marion	10	N	N	n/a	Home of Parent
Southern	Marion	15	Y	N	n/a	Home of Parent
Northern	Aurora	14	N	N	NA	Home of Parent
Northern	Aurora	17	N	N	NA	Home of Parent
Northern	Aurora	16	N	N	NA	Home of Parent
Northern	Aurora	17	N	Y	2/14/2022	Foster Care
Northern	Aurora	16	N	N	NA	Home of Parent
Northern	Aurora	15	N	N	NA	Home of Parent
Northern	Aurora	15	N	Y	10/1/2021	Foster Care
Northern	Aurora	17	N	N	NA	Home of Parent
Northern	Aurora	15	N	Y	10/18/2021	Home of Parent
Northern	Aurora	14	Y	N	NA	Home of Parent Residential Placement
Northern	Aurora	8	N	Y	4/9/2022	Foster Care
Northern	Aurora	17	N	Y	1/21/2022	Home of Parent Residential Placement
Northern	Aurora	14	N	N	NA	Home of Parent
Northern	Aurora	15	N	N	NA	Home of Parent
Northern	Aurora	14	Y	N	NA	Home of Parent Residential Placement
Northern	Aurora	15	N	Y	7/23/2021	Home of Parent Residential Placement
Northern	Aurora	14	N	Y	7/8/2021	Home of Parent Residential Placement
Northern	Aurora	12	N	N	NA	Home of Parent Residential Placement
Northern	Aurora	16	N	Y	8/3/2021	Shelter
Northern	Aurora	17	N	y	11/8/2021	Home of Parent
Northern	Aurora	16	N	N	NA	Home of parent
Northern	Aurora	17	Y	N	N/A	Home of Parent child remained hospitalized at time of case closure
Northern	Aurora	16	N	N	N/A	Home of Parent Residential Placement
Northern	Aurora	15	N	N	N/A	Home of Parent Residential Placement
Northern	Aurora	15	N	Y	10/25/2021	Shelter
Northern	Aurora	15	N	Y	11/29/2021	Shelter

Northern	Aurora	13	N	N	N/A	Home of parent
Northern	Rockford	14	N	Y	12/7/2021	Shelter
Northern	Rockford	12	N	Y	1/27/2022	Shelter
Northern	Rockford	16	N	Y	7/20/2021	Foster Care
Northern	Rockford	12	N	Y	8/3/2021	Foster Care
Northern	Rockford	16	N	N	N/A	Rehab Facility
Northern	Rockford	15	N	N	N/A	Home of parent
Northern	Rockford	12	N	N	N/A	Home of parent
Northern	Rockford	11	Y	N	N/A	Home of parent
Northern	Rockford	17	N	Y	8/19/2021	Foster Care
Northern	Rockford	15	N	Y	11/28/2021	Group Home
Northern	Rockford	16	N	N	N/A	Home of Parent
Northern	Rockford	13	N	Y	1/24/2022	Home of parent
Northern	Rockford	15	N	Y	7/29/2020	Foster Care
Northern	Rockford	11	N	Y	10/25/2021	Residential Placement
Northern	Rockford	14	N	Y	4/19/2022	Foster Care
Northern	Rockford	14	N	Y	8/3/2021	Shelter
Northern	Rockford	11	Y	N	N/A	Home of parent
Northern	Rockford	13	N	Y	7/15/2022	Shelter
Cook	Cook Administration	16	N	N	NA	Home of Parent
Cook	Cook Administration	15	Y	N	NA	Home of Parent



Cook	Cook Central	14	Y	Y	5/3/2022	Foster Care
Cook	Cook Central	17	N	N	NA	Home of Parent
Cook	Cook Central	12	N	N	N	Home of Parent
Cook	Cook Central	12	N	N	N	Home of Parent
Cook	Cook Central	12	N	N	N	Home of Parent
Cook	Cook Central	12	N	Y	11/8/2022	Residential Placement
Cook	Cook Central	16	Y	Y	NA	Home of Parent
Cook	Cook Central	14	N	N	11/16/2021	Residential Placement
Cook	Cook Central	16	N	N	NA	Home of Parent
Cook	Cook Central	15	N	Y	12/3/2021	Home of Parent
Cook	Cook Central	15	N	Y	3/28/2022	Foster Care
Cook	Cook Central	14	N	N	NA	Home of Parent
Cook	Cook Central	16	N	N	NA	Home of Parent
Cook	Cook Central	14	N	N	NA	Home of Parent
Cook	Cook Central	14	N	N	NA	Home of Parent
Cook	Cook Central	15	N	N	NA	Home of Parent
Cook	Cook Central	16	N	N	NA	Home of Parent
Cook	Cook North	17	N	N	NA	Home of Parent
Cook	Cook North	15	N	Y	11/22/2021	Foster Care
Cook	Cook North	15	N	N	NA	Home of Parent
Cook	Cook North	16	N	Y	9/28/2022	Foster Care
Cook	Cook North	7	N	Y	9/27/2021	Foster Care

Cook	Cook North	12	Y	N	NA	Home of Parent
Cook	Cook North	13	N	N	NA	Home of Parent
Cook	Cook North	14	N	Y	9/28/2021	Foster Care
Cook	Cook North	15	N	N	NA	Home of Parent
Cook	Cook South	12	N	N	NA	Home of Parent
Cook	Cook South	16	N	N	NA	Home of Parent
Cook	Cook South	17	N	N	NA	HOME of Parent
Cook	Cook South	11	N	N	NA	HOME of Parent
Cook	Cook South	17	N	N	NA	Home of Parent
Cook	Cook South	15	N	N	NA	Home of Parent
Cook	Cook South	12	N	N	NA	Home of Parent
Cook	Cook South	8	Y	N	NA	Home of Parent
Cook	Cook South	14	N	N	NA	Home of Parent
Cook	Cook South	16	N	N	NA	Home of Parent
Cook	Cook South	13	N	Y	9/2/2021	Residential Placement
Cook	Cook South	11	Y	N	NA	Home of Parent
Cook	Cook South	8	N	N	NA	Home of Parent
Cook	Cook South	15	N	Y	9/24/21	Foster Care
Cook	Cook South	13	N	N	NA	Home of Parent
Cook	Cook South	12	N	Y	6/28/2022	Shelter
Cook	Cook South	16	N	Y	5/3/2022	Foster Care
Cook	Cook South	13	N	N	NA	Home of Parent

Cook	Cook South	7	N	N	NA	Home of Parent
Cook	Cook South	17	N	N	NA	Home of Parent
Cook	Cook South	14	N	Y	10/13/2021	Residential Placement
Cook	Cook South	15	N	Y	11/24/2021	Foster Care
Cook	Cook South	13	N	N	NA	Home of Parent
Cook	Cook South	14	Y	N	NA	Home of Parent
Cook	Cook South	17	N	Y	10/12/2021	Shelter
Cook	Cook South	16	N	N	NA	Home of Parent
Cook	Cook South	14	Y	N	NA	Home of Parent
Cook	Cook South	9	N	Y	4/5/2022	Residential Placement
Cook	Cook South	7	N	N	NA	Home of Parent

Central	Champaign	14	N	Y	4/6/2022	Foster Care
Central	Champaign	14	Y	Y	9/29/2021	Residential Placement youth remained hospitalized at time of case closure
Central	Champaign	10	N	N	N/A	
Central	Champaign	12	N	Y	4/5/2022	Home of Parent
Central	Champaign	17	N	N	N/A	Home of Parent
Central	Champaign	15	N	N	N/A	Home of Parent
Central	Champaign	17	N	Y	7/22/2021	Residential Placement
Central	Champaign	15	N	Y	12/1/2022	Foster Care
Central	Champaign	16	N	N	N/A	Home of Parent

						youth remained hospitalized at time of case closure
Central	Peoria	16	Y	N	N/A	Home of Parent
Central	Peoria	9	Y	N	N/A	Home of Parent
Central	Peoria	11	Y	N	N/A	Home of Parent
Central	Peoria	14	N	N	N/A	Home of Parent
Central	Peoria	16	N	N	N/A	Home of Parent
Central	Peoria	14	Y	N	N/A	Home of Parent
Central	Peoria	15	N	N	N/A	Home of Parent youth remained hospitalized at time of case closure
Central	Peoria	15	N	N	N/A	Home of Parent
Central	Peoria	13	N	N	N/A	Home of Parent
Central	Springfield	13	N	Y	12/29/2021	Foster Care
Central	Springfield	16	Y	Y	12/3/2021	Foster Care
Central	Springfield	13	Y	Y	2/10/2022	Home of Parent youth remained hospitalized at time of case closure
Central	Springfield	17	N	N	N/A	youth remained hospitalized at time of case closure
Central	Springfield	11	N	N	N/A	Residential Placement
Central	Springfield	12	N	Y	8/10/2021	Residential Placement
Central	Springfield	15	N	Y	9/24/2021	Residential Placement
Central	Springfield	16	N	Y	5/12/2022	Home of Parent
Central	Springfield	16	N	N	N/A	Home of Parent
Central	Springfield	13	N	N	N/A	Home of Parent
Central	Springfield	15	N	Y	7/22/2021	Foster Care

