



Illinois 2021 Body Worn Camera Report

Table of Contents

Introduction	5
Executive Summary	6
Department Overview – Aledo Police Department	7
Department Overview – Aurora Police Department.....	8
Department Overview – Bartonville Police Department.....	9
Department Overview – Batavia Police Department.....	10
Department Overview – Bedford Park Police Department.....	11
Department Overview – Belvidere Police Department.....	12
Department Overview – Bloomington Police Department.....	13
Department Overview – Bond County Sheriff’s Office	14
Department Overview – Bourbonnais Police Department.....	15
Department Overview – Broadview Police Department.....	16
Department Overview – Brookfield Police Department.....	17
Department Overview – Bunker Hill Police Department	18
Department Overview – Champaign County Sheriff’s Office	19
Department Overview – Champaign Police Department	20
Department Overview – Channahon Police Department	22
Department Overview – Charleston Police Department	23
Department Overview – Chenoa Police Department	24
Department Overview – Chicago Police Department.....	25
Department Overview – Christian County Sheriff’s Office	27
Department Overview – Coal Valley Police Department.....	28
Department Overview – Coles County Sheriff’s Office	29
Department Overview – Country Club Hills Police Department	30
Department Overview – Countryside Police Department.....	31
Department Overview – Danville Police Department.....	32
Department Overview – Decatur Police Department	33
Department Overview – DeKalb Police Department.....	34
Department Overview – Des Plaines Police Department.....	35
Department Overview – DuPage County Sheriff’s Office.....	36
Department Overview – Elgin Police Department.....	37
Department Overview – Eureka Police Department	39
Department Overview – Fayette County Sheriff’s Office.....	40
Department Overview – Fulton Police Department.....	41

Department Overview – Galesburg Police Department42

Department Overview – Genoa Police Department43

Department Overview – Glendale Heights Police Department44

Department Overview – Glenwood Police Department.....45

Department Overview – Greenville Police Department.....46

Department Overview – Grundy County Sheriff’s Office47

Department Overview – Harrisburg Police Department48

Department Overview – Harvard Police Department49

Department Overview – Hodgkins Police Department.....50

Department Overview – Homewood Police Department.....51

Department Overview – Illinois State University Police Department52

Department Overview – Kane County Sheriff’s Office53

Department Overview – Kankakee County Sheriff’s Office54

Department Overview – Kewanee Police Department.....55

Department Overview – Kincaid Police Department56

Department Overview – Lake Villa Police Department57

Department Overview – Lincoln Land Community College Police Department.....58

Department Overview – Lombard Police Department.....59

Department Overview – Loyola University Chicago Department of Campus Safety60

Department Overview – Manteno Police Department.....61

Department Overview – Mascoutah Police Department62

Department Overview – Matteson Police Department.....63

Department Overview – Mattoon Police Department.....64

Department Overview – Mercer County Sheriff’s Office65

Department Overview – Metra Police Department66

Department Overview – Millstadt Police Department.....67

Department Overview – Moline Police Department68

Department Overview – Montgomery Police Department.....69

Department Overview – Monticello Police Department.....70

Department Overview – Morris Police Department.....71

Department Overview – Mount Prospect Police Department.....72

Department Overview – Mundelein Police Department73

Department Overview – New Lenox Police Department.....75

Department Overview – Normal Police Department76

Department Overview – Northern Illinois University Department of Police and Public Safety77

Department Overview – Northlake Police Department78

Department Overview – O’Fallon Police Department79

Department Overview – Oregon Police Department.....80

Department Overview – Park Ridge Police Department81

Department Overview – Parkland College Police Department.....82

Department Overview – Paxton Police Department83

Department Overview – Pekin Police Department.....84

Department Overview – Perry County Sheriff’s Office85

Department Overview – Pike County Sheriff’s Office.....86

Department Overview – Pittsfield Police Department87

Department Overview – Pulaski County Sheriff’s Office88

Department Overview – Rantoul Police Department89

Department Overview – Richton Park Police Department90

Department Overview – Rock Island County Sheriff’s Office91

Department Overview – Rock Island Police Department92

Department Overview – Rockdale Police Department.....93

Department Overview – Roselle Police Department.....94

Department Overview – Rosemont Police Department95

Department Overview – Round Lake Beach Police Department96

Department Overview – Rushville Police Department97

Department Overview – Silvis Police Department98

Department Overview – Spring Grove Police Department.....99

Department Overview – Springfield Police Department.....100

Department Overview – Sycamore Police Department.....101

Department Overview – Taylorville Police Department.....102

Department Overview – Tolono Police Department.....103

Department Overview – Union County Sheriff’s Office104

Department Overview – University of Chicago Police Department105

Department Overview – University of Illinois at Chicago Police Department106

Department Overview – University of Illinois at Urbana Police Department.....107

Department Overview – West Chicago Police Department.....108

Department Overview – West Dundee Police Department109

Department Overview – Wheaton Police Department110

Department Overview – Willow Springs Police Department111

Department Overview – Winnebago County Sheriff’s Office.....112

Department Overview – Zion Police Department.....113

Introduction

This 2021 Body Worn Camera Report contains a summary of departments that submitted body worn camera program reports to the Illinois Law Enforcement Training and Standards Board (ILETSB). Each department overview includes narrative information and data provided by the department. Visual charts identify the ten (10) most frequent charges related to incidents; a single incident may have multiple charges. Departments reporting less than five (5) charges exclude visual charts. ILETSB is the repository for department reports.

One hundred and six (106) law enforcement departments submitted body worn camera program reports for the period of January 1, 2021, to December 31, 2021, up from seventy-nine (79) last year. Categorically, nine (9) campus law enforcement departments, sixteen (16) sheriff's offices, and eighty (81) municipal law enforcement departments submitted reports.

Three (3) law enforcement departments utilize body worn cameras but had zero (0) recordings for the period of January 1, 2021, to December 31, 2021. Therefore, this report excludes these departments:

- Illinois Central College Campus Police Department
- Peoria Police Department
- Swansea Police Department

Executive Summary

Departments provide a brief overview, which includes number of officers in the department, number of body worn cameras, and number of officers who use those cameras.

Technical Issues

Common technical issues include low battery life, cameras not charging, difficulty uploading footage, and cameras falling off the officer. Departments may list remedies to the issues.

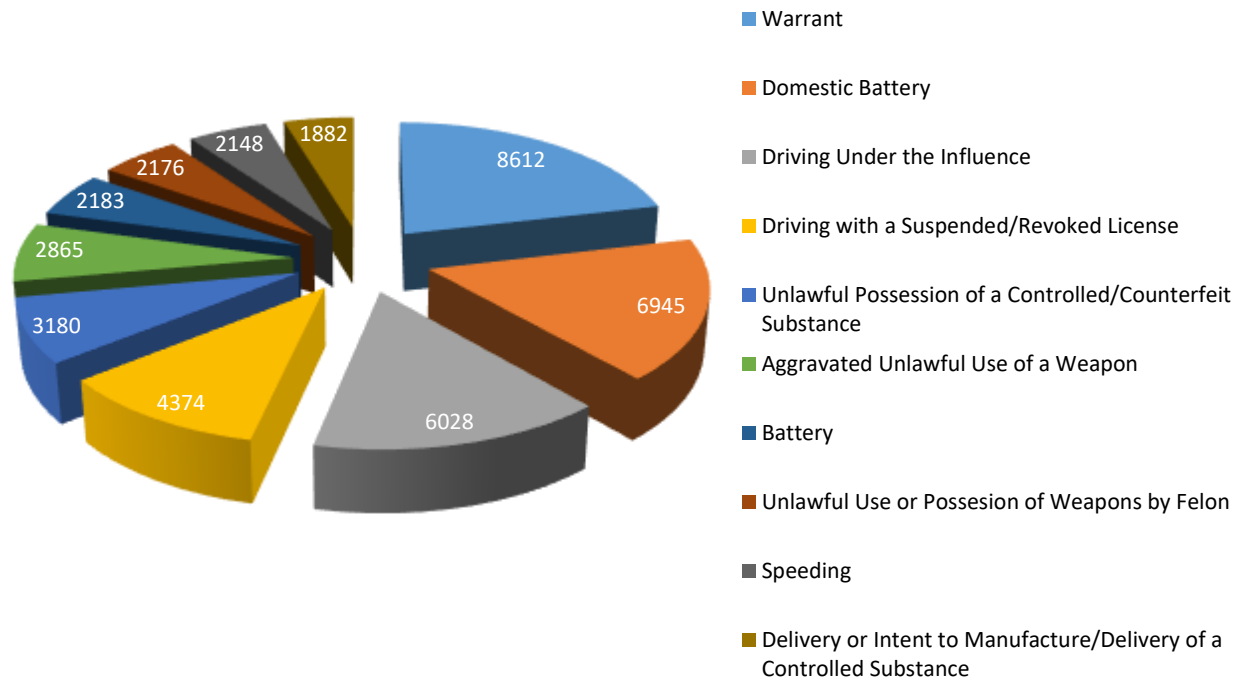
Review Process

Departments report review policy on body worn camera footage.

Incidents

Departments report incidents when prosecutors use body worn camera footage. This section counts and lists incidents and offenses charged. Please note, one (1) incident may contain multiple offenses charged. Between January 1, 2021, and December 31, 2021, one hundred six (106) departments report seventy-two thousand six hundred ten (72,610) incidents leading to eighty-four thousand nine hundred ninety-nine (84,999) offenses charged. Forty-eight percent (48%) of offenses charged were the following ten (10) offenses:

Greatest Frequency of Charges



Department Overview – Aledo Police Department

Aledo Police Department began their body worn camera program in 2021, with twelve (12) officers who utilize body worn cameras.

Technical Issues

Aledo Police Department reports minor issues with a camera malfunctioning and two (2) occasions of the attaching mechanism on the back of the camera being damaged. The cameras have been repaired by the manufacturer.

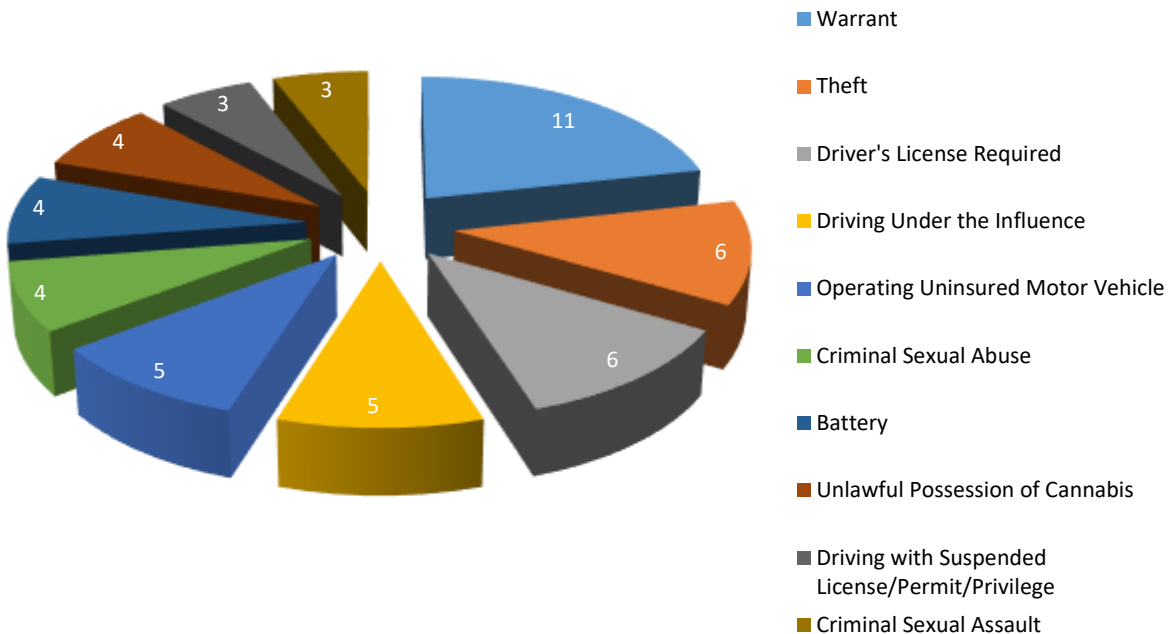
Review Process

Aledo Police Department supervisors are authorized to review relevant recordings any time they are investigating alleged misconduct or reports of meritorious conduct, or whenever such recordings would be beneficial in reviewing a member's performance.

Incidents

Between January 1, 2021, and December 24, 2021, Aledo Police Department reports seventy-nine (79) incidents leading to seventy-nine (79) offenses charged. Below is a snapshot of greatest frequency of offenses charged.

Greatest Frequency of Charges



Department Overview – Aurora Police Department

Aurora Police Department consists of three hundred ten (310) sworn officers who utilize three hundred ten (310) body worn cameras. The department initiated a soft launch of approximately twenty-five (25) officers in October 2021, and fully implemented the program in January 2022.

Technical Issues

Aurora Police Department reports minor issues with a few defective cameras having bad USB ports.

Review Process

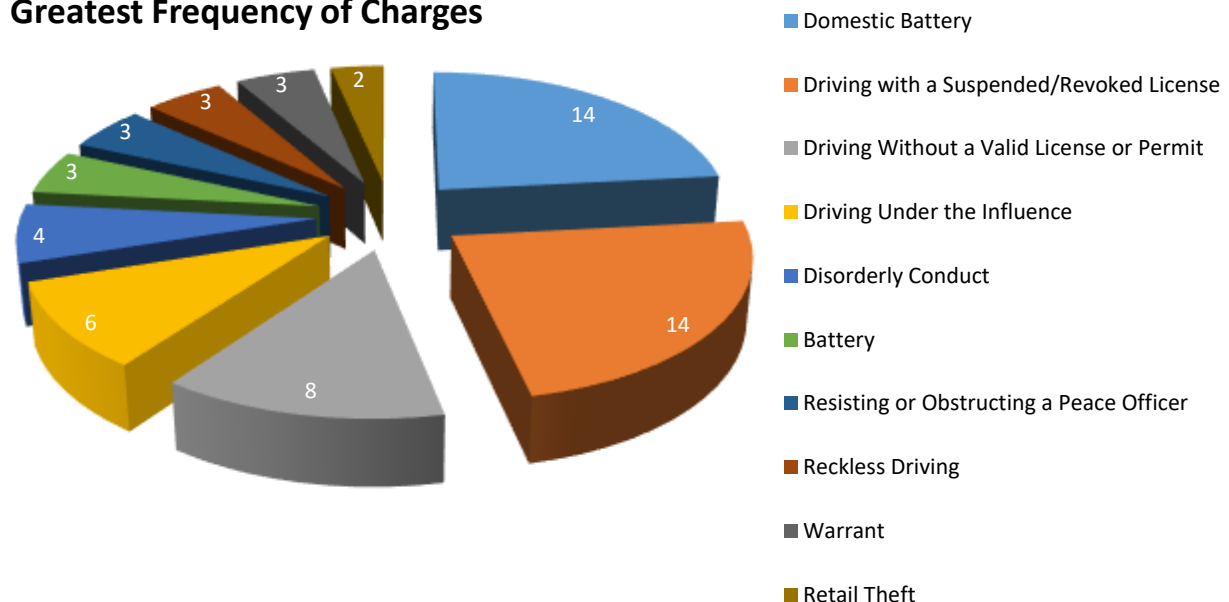
Aurora Police Department utilizes built-in software in Axon's evidence.com, called Axon Performance, to review BWC footage of officers and supervisors, ensuring their proper use and performance. The software is set to automatically select one random video on a monthly basis for each officer in a squad for review. The supervisor one rank above the rank of the officer's video is responsible for these reviews. Any deficiencies in how the camera is utilized, worn, and functions is documented and then an email is directed to the officer or supervisor for correction.

Supervisors do not review recordings to search for violations of policy or law not related to a specific complaint or incident. Supervisors may, per policy, review BWC footage for the following: formal or informal complaint, an encounter could result in a complaint, use of force encounters, as corroboration of evidence of misconduct, or to correct substandard performance or highlight commendatory performance.

Incidents

Between October 12, 2021, and December 31, 2021, Aurora Police Department reports nine hundred ninety-six (996) incidents leading to one hundred seven (107) offenses charged. Below is a snapshot of greatest frequency of offenses charged.

Greatest Frequency of Charges



Department Overview – Bartonville Police Department

Bartonville Police Department consists of fifteen (15) sworn officers who utilize eight (8) body worn cameras. The Detective, SRO, and CIERT/ILEAS officer each have an additional camera, for a total of eleven (11) Watchguard body cameras.

Technical Issues

Bartonville Police Department reports issues with four (4) body worn cameras malfunctioning, which were replaced with refurbished units. The department was able to download all video from the impacted cameras prior to them being sent in for replacement.

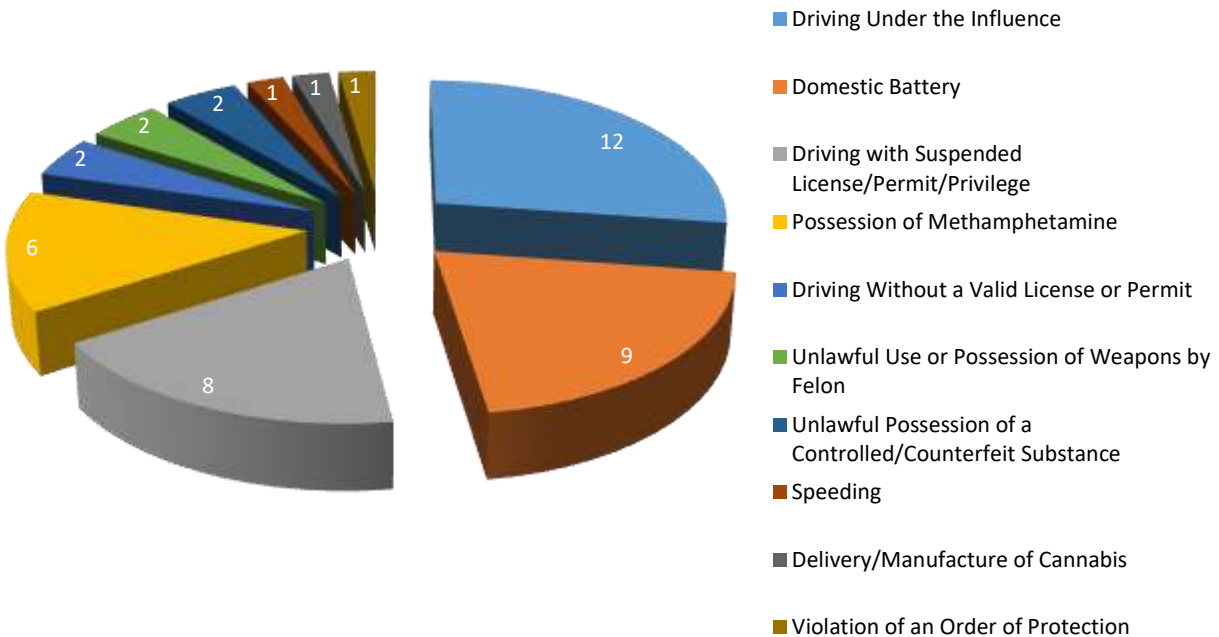
Review Process

Bartonville Police Department's review process consists of all use of force incidents being reviewed by the Chief of Police. Every sixty (60) days the Detective reviews at least one (1) taped event from each officer. The reviews ensure that the cameras are being used properly, any malfunctioning of equipment is addressed, and any feedback can be given to each officer.

Incidents

Between January 10, 2021, and December 20, 2021, Bartonville Police Department reports forty-nine (49) incidents leading to forty-nine (49) offenses charged. Below is a snapshot of greatest frequency of offenses charged.

Greatest Frequency of Charges



Department Overview – Batavia Police Department

Batavia Police Department utilizes forty-one (41) body worn cameras. The department activated and deployed its body worn camera program on May 10, 2021.

Technical Issues

Batavia Police Department reports zero (0) technical issues.

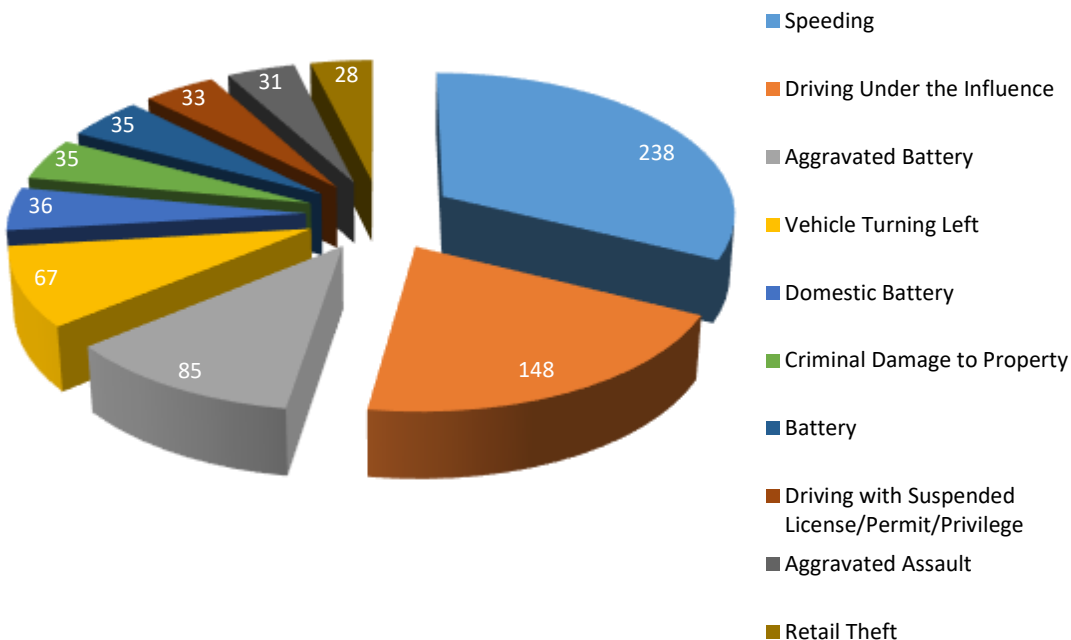
Review Process

Batavia Police Department supervisors are authorized to review relevant body camera recordings at any time, to include: when they are investigating misconduct or reports of meritorious conduct, or whenever such recordings would be beneficial in reviewing an officer's performance. Monthly, supervisors randomly review ten (10) recordings pertaining to their area of responsibility to ensure that the equipment is operating properly and that officers are using the cameras appropriately and in accordance with policy and training.

Incidents

Between May 10, 2021, and December 28, 2021, Batavia Police Department reports three hundred sixty-eight (368) incidents leading to one thousand thirty-three (1,033) offenses charged. Below is a snapshot of greatest frequency of offenses charged.

Greatest Frequency of Charges



Department Overview – Bedford Park Police Department

Bedford Park Police Department consists of thirty-seven (37) sworn officers who utilize thirty-four (34) body worn cameras. All thirty-four (34) of the body worn cameras were issued to Lieutenants, Sergeants, the Investigations Division, and the Patrol Division.

Technical Issues

Bedford Park Police Department reports minor technical issues, including cameras randomly turning off and battery longevity issues.

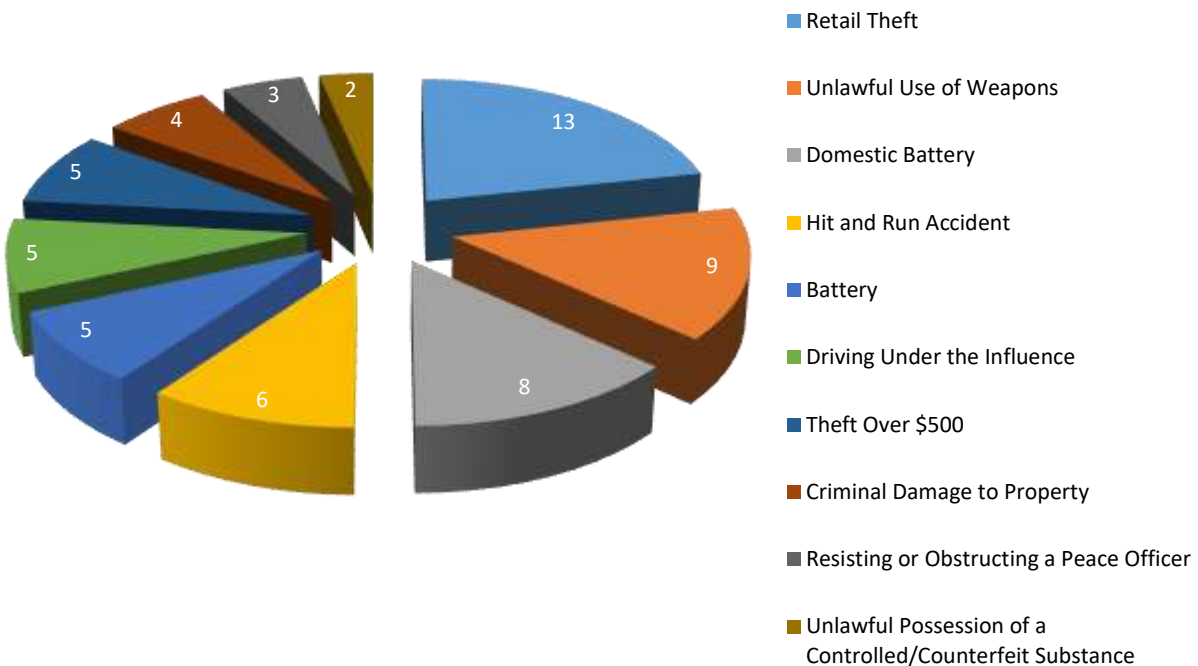
Review Process

Bedford Park Police Department's Deputy Chief and a sergeant randomly select a video each month from each police officer to review. The video is reviewed to ensure that each officer is following the Bedford Park Police Department body worn camera policy. Each month, the sergeant forwards their review to the Chief of Police and Deputy Chief for further review.

Incidents

Between January 8, 2021, and December 27, 2021, Bedford Park Police Department reports seventy-eight (78) incidents leading to eighty-four (84) offenses charged. Below is a snapshot of greatest frequency of offenses charged.

Greatest Frequency of Charges



Department Overview – Belvidere Police Department

Belvidere Police Department utilizes forty-three (43) body worn cameras.

Technical Issues

Belvidere Police Department reports zero (0) technical issues.

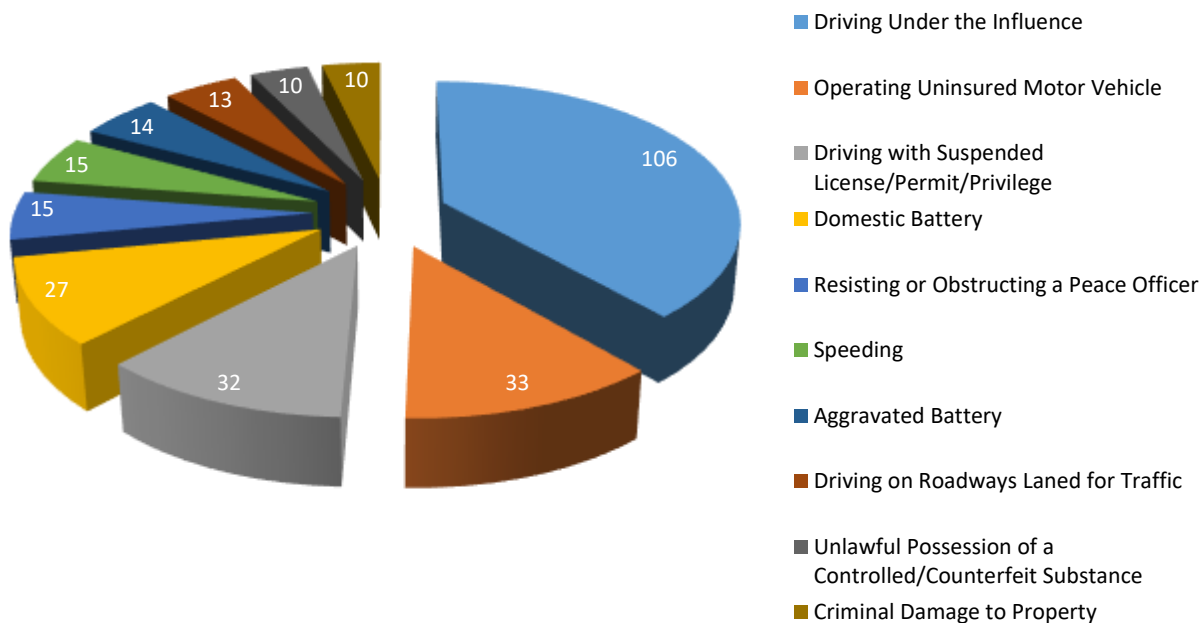
Review Process

Belvidere Police Department supervisors and administrators utilize the body worn cameras in accordance with the laws of the State of Illinois. They are used as evidence in criminal cases, and the videos are not reviewed for discipline purposes unless citizen complaints are filed.

Incidents

Between January 1, 2021, and December 21, 2021, Belvidere Police Department reports one hundred seventy-five (175) incidents leading to four hundred thirty-four (434) offenses charged. Below is a snapshot of greatest frequency of offenses charged.

Greatest Frequency of Charges



Department Overview – Bloomington Police Department

Bloomington Police Department utilizes one hundred fifteen (115) body worn cameras, used by all sworn personnel when required.

Technical Issues

Bloomington Police Department reports issues with uploading and their CAD integration tool.

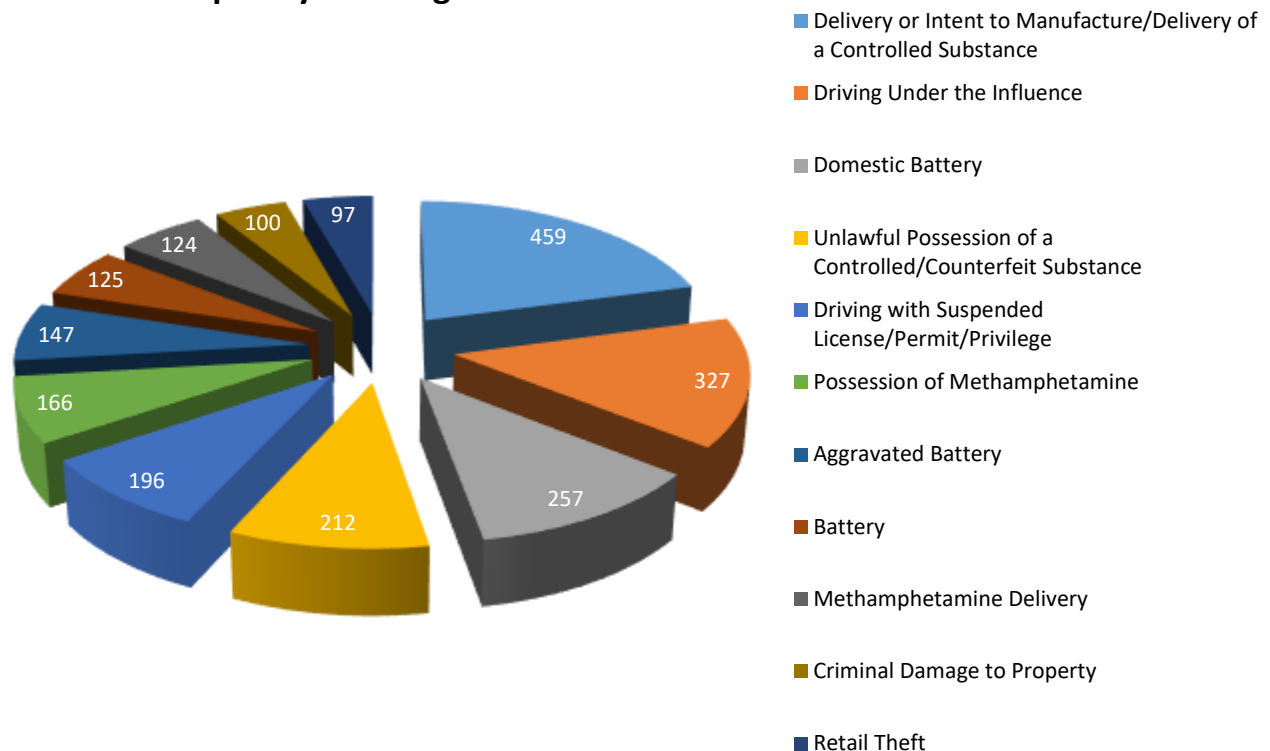
Review Process

Bloomington Police Department supervisors review footage on an as-needed basis, including calls for service, complaints, or other relevant issues. Supervisors also review a minimum of two random videos per officer per month.

Incidents

Between January 1, 2021, and December 31, 2021, Bloomington Police Department reports one thousand four hundred nineteen (1,419) incidents leading to three thousand four hundred thirty-eight (3,438) offenses charged. Below is a snapshot of greatest frequency of offenses charged.

Greatest Frequency of Charges



Department Overview – Bond County Sheriff’s Office

Bond County Sheriff’s Office consists of fourteen (14) officers who utilize fourteen (14) body worn cameras. The sheriff’s office began utilizing body worn cameras that were obtained through the grant program in June of 2021.

Technical Issues

Bond County Sheriff’s Office reports zero (0) technical issues.

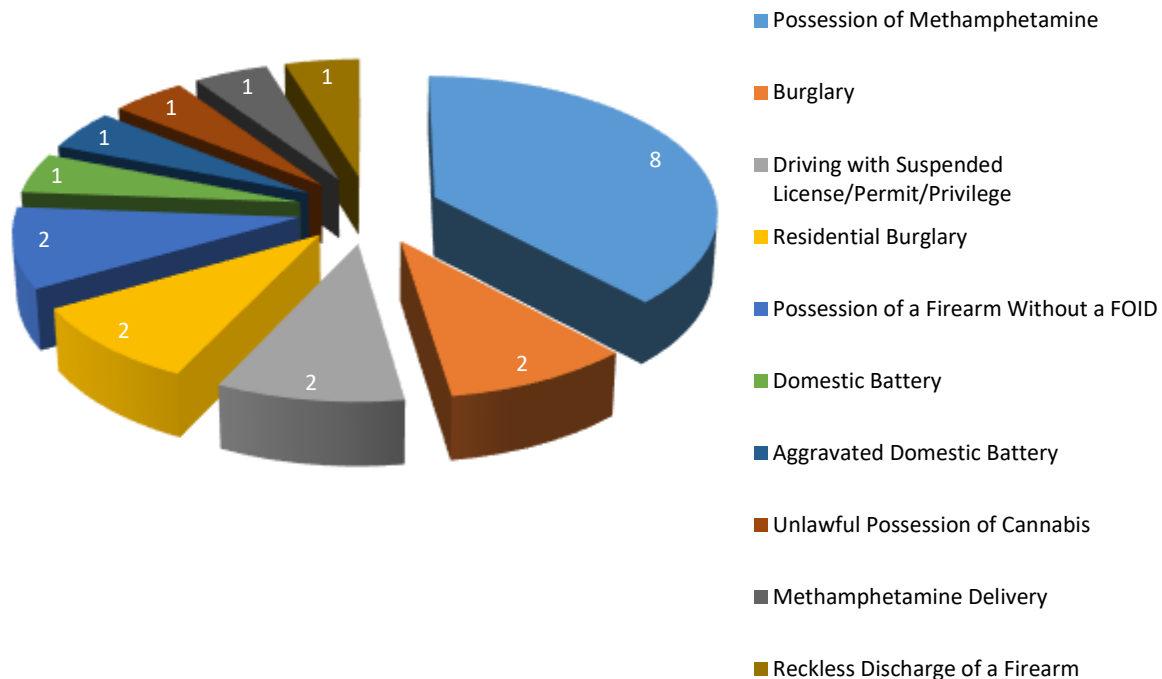
Review Process

Bond County Sheriff’s Office’s report does not include a formal review process.

Incidents

Between August 1, 2021, and December 12, 2021, Bond County Sheriff’s Office reports twenty-four (24) incidents leading to twenty-four (24) offenses charged. Below is a snapshot of greatest frequency of offenses charged.

Greatest Frequency of Charges



Department Overview – Bourbonnais Police Department

Bourbonnais Police Department consists of twenty-six officers (26) who utilize twenty-four (24) body worn cameras. The department consists of one (1) chief, one (1) deputy chief, one (1) patrol commander, six (6) sergeants, two (2) detectives, one (1) school resource officer, one (1) special agent, and thirteen (13) patrol officers. All officers wear a body camera during their regular shift and any overtime details; detectives wear body cameras when taking statements or meeting with victims, witnesses, and suspects.

Technical Issues

Bourbonnais Police Department reports user error, battery, clip, and syncing issues.

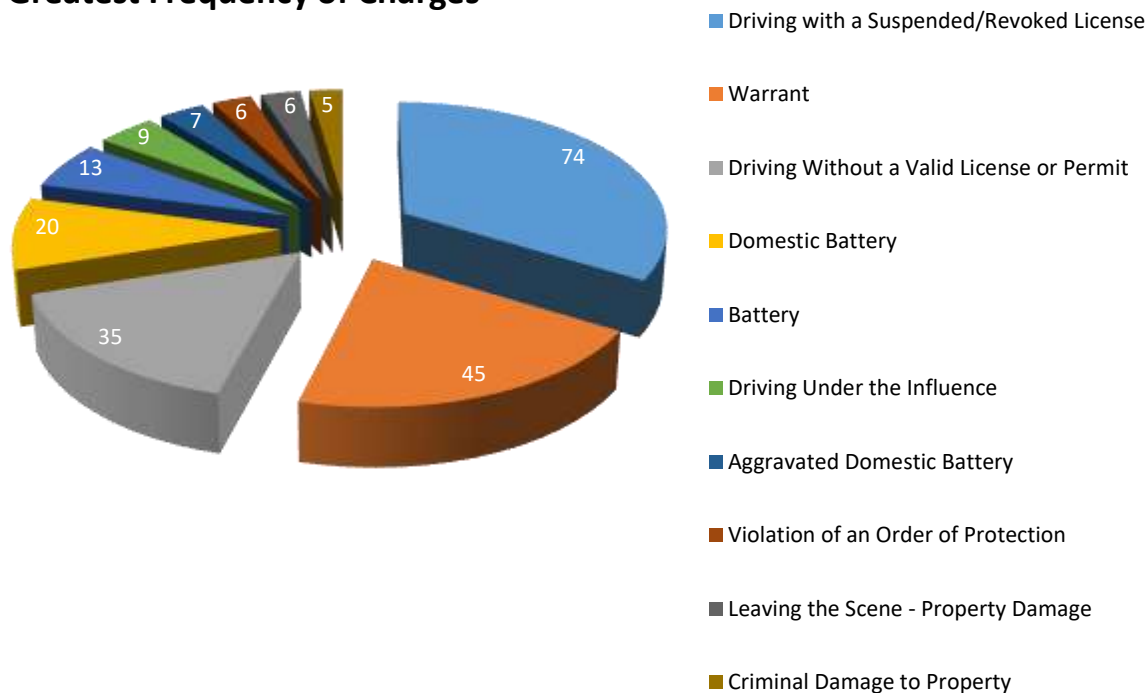
Review Process

Bourbonnais Police Department shift supervisors and administrators have the right to review body camera videos any time they are investigating alleged misconduct or reports of meritorious conduct, or whenever such recordings would be beneficial in reviewing an officer's performance or training exercise.

Incidents

Between January 1, 2021, and December 30, 2021, Bourbonnais Police Department reports two hundred thirty-three (233) incidents leading to two hundred eighty-six (286) offenses charged. Below is a snapshot of greatest frequency of offenses charged.

Greatest Frequency of Charges



Department Overview – Broadview Police Department

Broadview Police Department implemented its body worn camera program August 1, 2016. The Department has thirty-one (31) body worn cameras utilized by twenty-three (23) of the twenty-seven (27) sworn officers (the Chief, Deputy Chief, and two (2) Lieutenants are exempt).

Technical Issues

Broadview Police Department reports an issue with continuous low battery alerts that require the units to be shipped out for repair and reprogramming.

Review Process

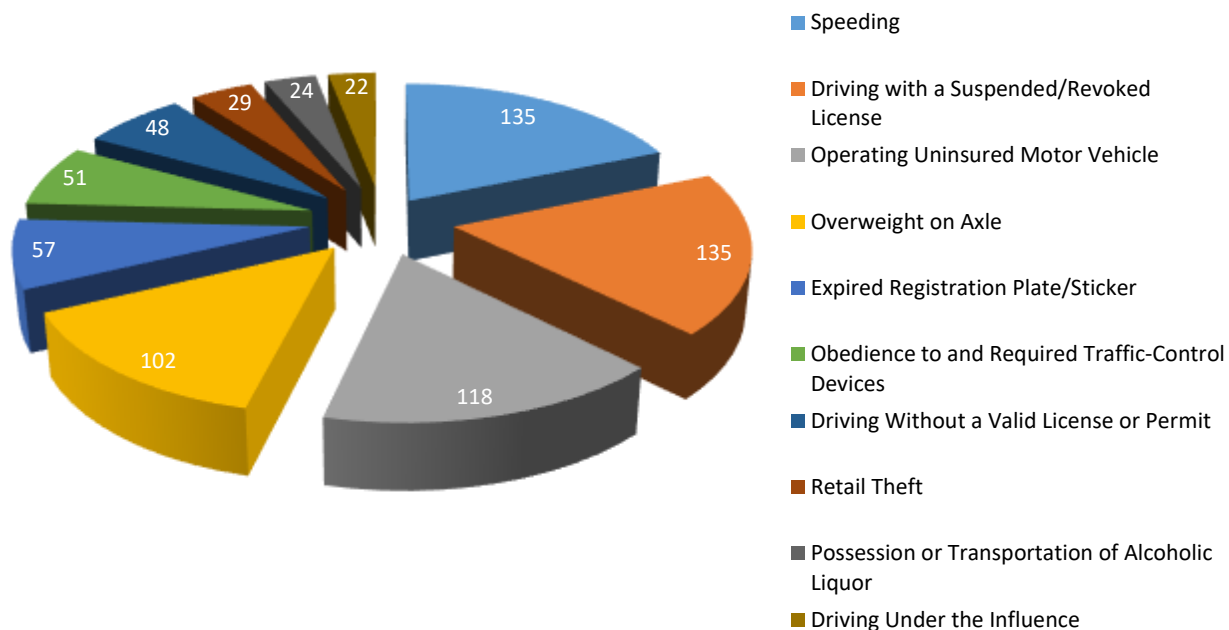
Broadview Police Department supervisors review body worn camera footage of each officer at least once every sixty (60) day period and log this review in a database. The Deputy Chief verifies the body worn camera review is completed every sixty (60) days.

Supervisors review footage for quality control measures. Footage may be used for discipline only if a citizen formally or informally files a complaint, an officer uses force during an incident, an incident may result in formal investigation under the Uniform Peace Officers' Disciplinary Act, or as corroboration of other misconduct.

Incidents

Between January 3, 2021, and December 31, 2021, Broadview Police Department reports six-hundred eighty-one (681) incidents leading to one thousand eighty-five (1,085) offenses charged. Below is a snapshot of greatest frequency of offenses charged.

Greatest Frequency of Charges



Department Overview – Brookfield Police Department

Brookfield Police Department has thirty-one (31) sworn officers who utilize body worn cameras.

Technical Issues

Brookfield Police Department reports issues with pairing docks, charging and syncing cable failure due to wear and tear, video import issues, footage sharing limitations, and officers misclassifying footage.

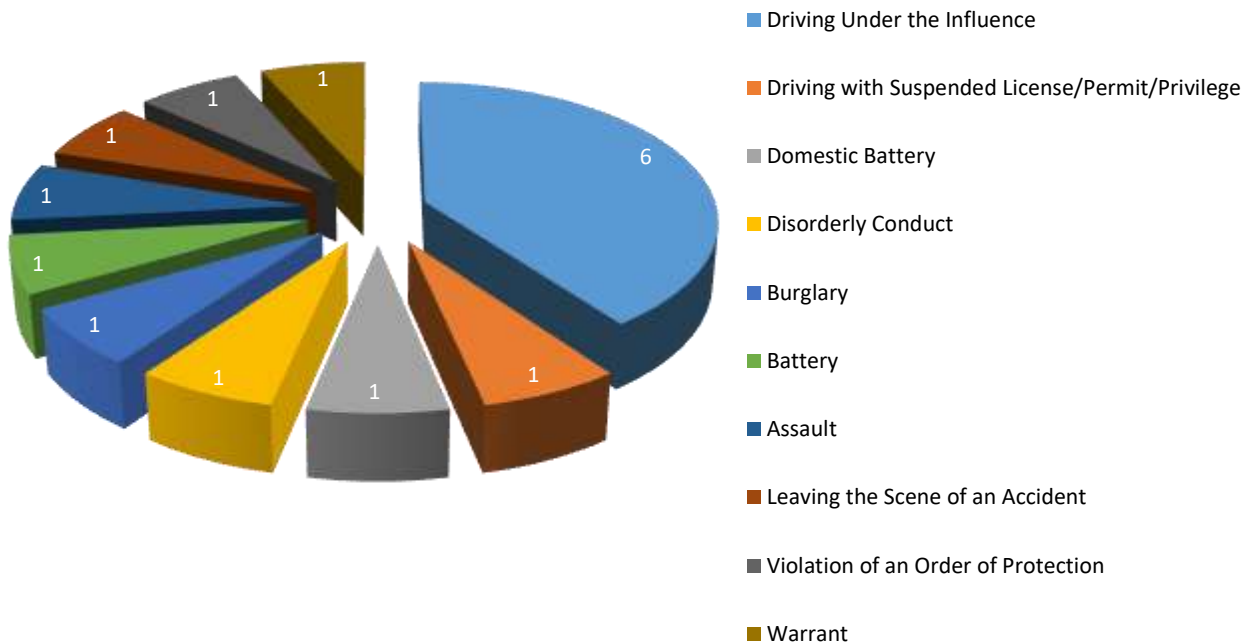
Review Process

Brookfield Police Department supervisors randomly review body worn camera footage for quality, and after use of force incidents. Additionally, supervisors review footage of officers before writing reports, to ensure policy and compliance, after complaints, for FOIA requests, and to ensure that department members use body worn cameras consistent with department directives.

Incidents

Between November 9, 2021, and December 31, 2021, Brookfield Police Department reports eighteen (18) incidents leading to nineteen (19) offenses charged. Below is a snapshot of greatest frequency of offenses charged.

Greatest Frequency of Charges



Department Overview – Bunker Hill Police Department

Bunker Hill Police Department's report does not provide department or body worn camera information.

Technical Issues

Bunker Hill Police Department reports zero (0) technical issues.

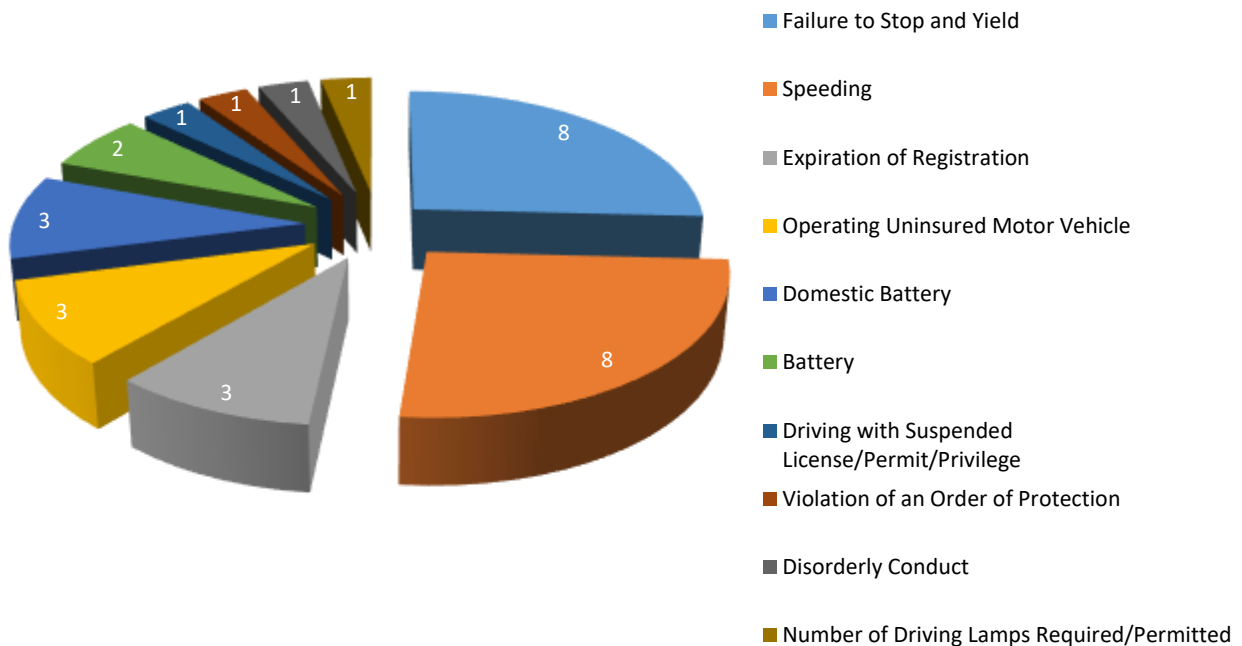
Review Process

Bunker Hill Police Department's report does not include a formal review process.

Incidents

Between June 1, 2021, and December 31, 2021, Bunker Hill Police Department reports thirty-four (34) incidents leading to thirty-one (31) offenses charged. Below is a snapshot of greatest frequency of offenses charged.

Greatest Frequency of Charges



Department Overview – Champaign County Sheriff’s Office

Champaign County Sheriff’s Office consists of fifty-six (56) sworn deputies who utilize fifty-six (56) Axon Body 3 body worn cameras.

Technical Issues

Champaign County Sheriff’s Office reports zero (0) technical issues.

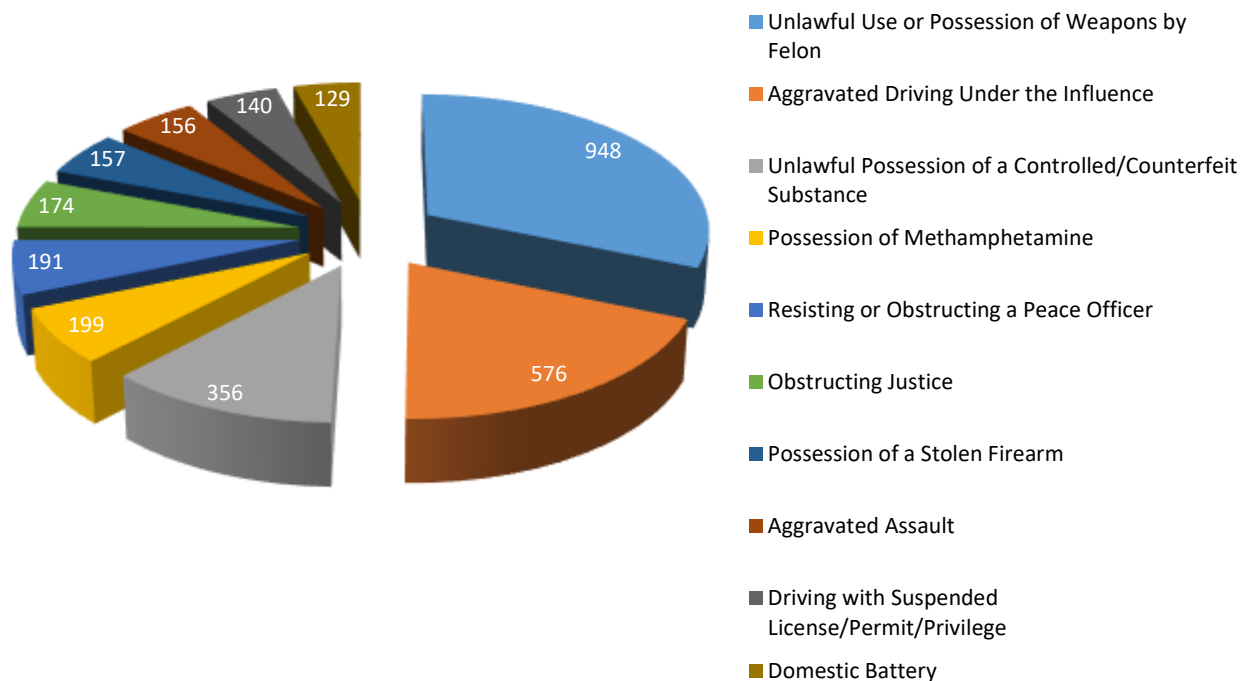
Review Process

Champaign County Sheriff’s Office Patrol Division Lieutenant, the Investigations Division Lieutenant, and the Administrative Support Lieutenant view at least four (4) videos, one (1) from each shift, and review them from a management standpoint of quality control. If an issue is discovered, the Captain of the Law Enforcement Division is to be contacted and a determination will be made for the best course of action to remedy the problem. Each week, the Shift Supervisors choose at least six (6) videos from their shift and review the videos from a supervisory standpoint for quality control. If an issue is discovered, which cannot be addressed at their level, they are advised to contact the patrol Division Lieutenant to determine the best course of action to remedy the problem.

Incidents

Between March 3, 2021, and December 30, 2021, Champaign County Sheriff’s Office reports two thousand twenty-nine (2,029) incidents leading to three thousand eight hundred sixty-six (3,866) offenses charged. Below is a snapshot of greatest frequency of offenses charged.

Greatest Frequency of Charges



Department Overview – Champaign Police Department

Champaign Police Department consists of one hundred twenty-four (124) officers who utilize body worn cameras. In July 2017, the City of Champaign Police Department completed its full implementation of body worn cameras to all sworn law enforcement officers in every division of the department. The Champaign Police Department continued with its fully implemented deployment of Panasonic Arbitrator Mark 3 body worn cameras throughout 2021.

Technical Issues

Champaign Police Department reports several issues for body worn cameras:

- Officers misclassify footage;
- SD card errors;
- Failure to operate;
- Camera recording failure;
- Camera synchronization failure;
- Charging/syncing cable failure due to normal wear and tear. Department replaces these at a rate of two (2) to three (3) a month;
- Video import issues; most are resolved in-house while remaining are resolved with the assistance of the manufacturer;
- Camera mount failure;
- Footage sharing limitations. State's Attorney's Office unable to access shared folder; department provides videos on discs and portable hard drives to ensure the State's Attorney's Office receives copies of the videos.

Review Process

Champaign Police Department supervisors:

- Randomly view footage for quality;
- Review use of force incidents above normal handcuffing;
- Review footage officers flag and note footage reviewed before writing report;
- Randomly review footage to ensure policy compliance;
- Review footage before debriefings;
- Review footage of complaints; and
- Review footage for FOIA requests.

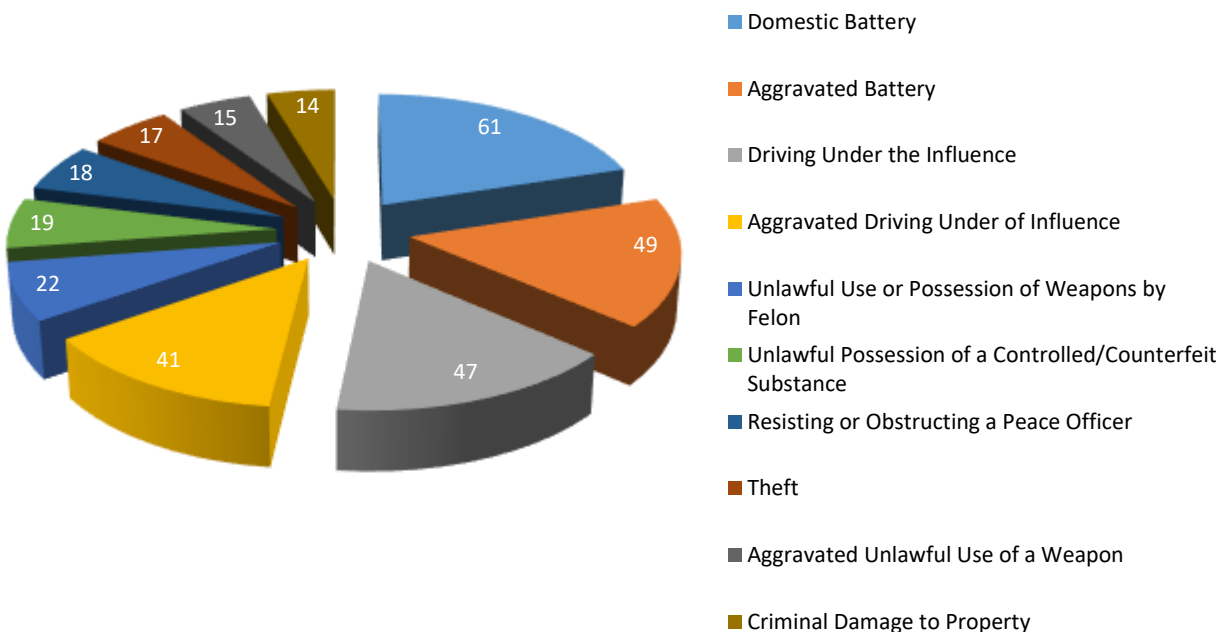
Department Overview – Champaign Police Department, Continued

Deputy Chief reviews accidental footage to maintain officer's privacy. City of Champaign Legal Department, Champaign County State's Attorney's Office, and defense attorneys review footage for legal proceedings. The video program manager (City of Champaign Police Department Lieutenant) reviews random videos on a consistent basis to ensure compliance with the Department's policy and procedures, as well as state law. The City of Champaign Police Department's Administration and Professional Standards Division reviews videos related to allegations of misconduct. Beginning May 2019, the City of Champaign Human Relations Commission Citizen Review Subcommittee began reviewing videos related to citizen complaints involving a formal complaint investigation.

Incidents

Between January 1, 2021, and December 10, 2021, Champaign Police Department reports three hundred (300) incidents leading to four hundred forty-nine (449) offenses charged. Below is a snapshot of greatest frequency of offenses charged.

Greatest Frequency of Charges



Department Overview – Channahon Police Department

Channahon Police Department’s report does not provide department or body worn camera information.

Technical Issues

Channahon Police Department reports zero (0) technical issues.

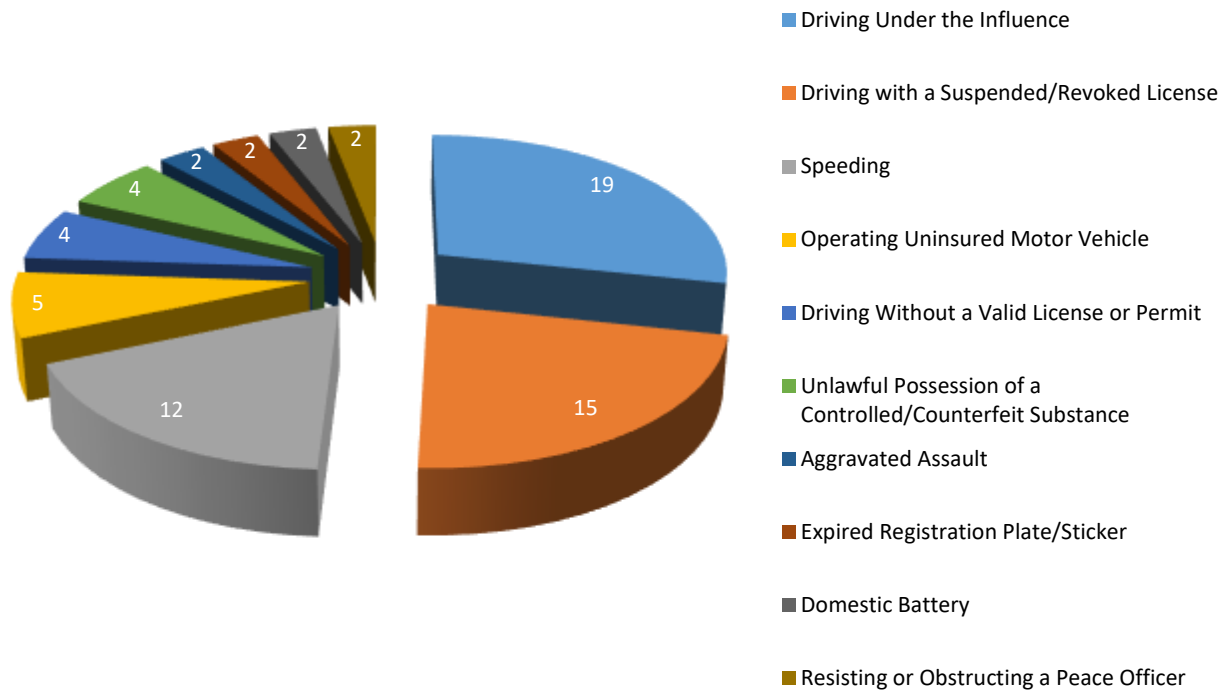
Review Process

Channahon Police Department’s report does not include a formal review process.

Incidents

Between January 10, 2021, and December 17, 2021, Channahon Police Department reports seventy-one (71) incidents leading to eighty-four (84) offenses charged. Below is a snapshot of greatest frequency of offenses charged.

Greatest Frequency of Charges



Department Overview – Charleston Police Department

Charleston Police Department's report does not provide department or body worn camera information.

Technical Issues

Charleston Police Department reports zero (0) technical issues.

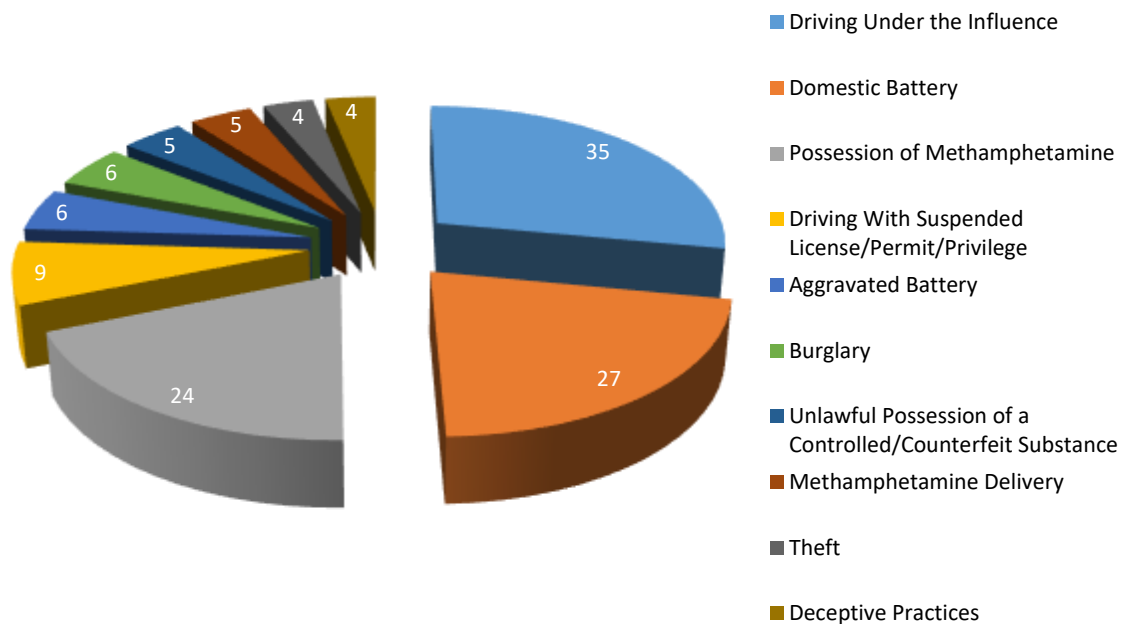
Review Process

Charleston Police Department's report does not include a formal review process.

Incidents

Between January 1, 2021, and December 12, 2021, Charleston Police Department reports one hundred eighty-seven (187) incidents leading to one hundred eighty-seven (187) offenses charged. Below is a snapshot of greatest frequency of offenses charged.

Greatest Frequency of Charges



Department Overview – Chenoa Police Department

Chenoa Police Department consists of ten (10) officers, four (4) full-time and six (6) part-time, who utilize seven (7) Viewu LE-5 body worn cameras.

Technical Issues

Chenoa Police Department reports malfunctions during upload of video, water damage, and low battery life issues.

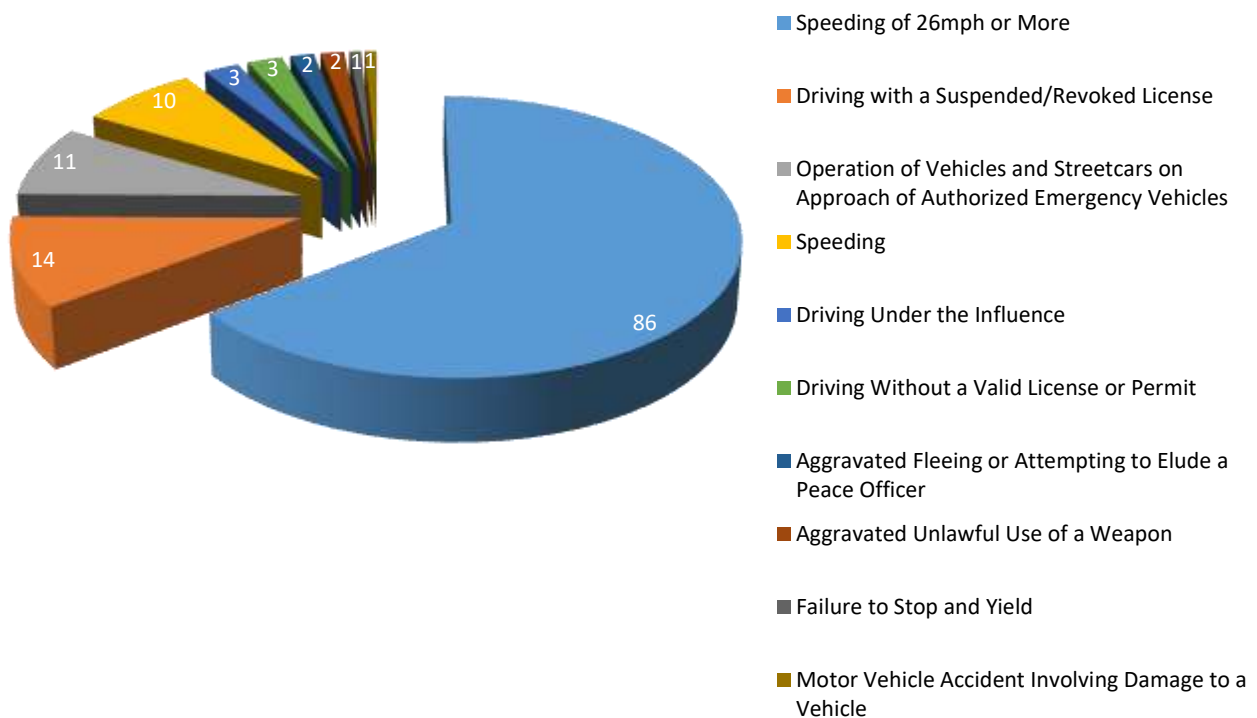
Review Process

Chenoa Police Department reviews all use of force incidents and most felony and DUI arrests, as well as performing periodic random reviews to assess policy and procedure compliance in the use of body worn cameras.

Incidents

Between January 2, 2021, and December 22, 2021, Chenoa Police Department reports one hundred forty-five (145) incidents leading to one hundred forty-five (145) offenses charged. Below is a snapshot of greatest frequency of offenses charged.

Greatest Frequency of Charges



Department Overview – Chicago Police Department

Chicago Police Department is the largest municipal police agency in Illinois with approximately eleven thousand five hundred (11,500) sworn officers. The Chicago Police Department is divided into two (2) offices: the Office of Operations and the Office of Constitutional Policing and Reform. The Chicago Police Department has prioritized body worn camera deployment in the Office of Operations Patrol Districts and Units within the Special Operations Group. Chicago Police Department purchased 1,800 additional pool cameras to be assigned to officers and detectives during deployments, special events, and temporary field duty.

The Chicago Police Department consists of twenty-two (22) patrol districts, as well as Area Community Safety Teams. These districts and teams are staffed by approximately seven thousand five hundred (7,500) sworn officers; all of the officers are equipped with body worn cameras. There are another approximate eight hundred (800) body worn cameras assigned to the Mass Transit Unit, SWAT, Traffic, Detail Unit, Fugitive Apprehension, and Investigative Response teams. As of April 30, 2022, approximately ten thousand (10,000) body worn cameras are utilized by the Chicago Police Department.

Technical Issues

Chicago Police Department reports that 2020/2021 upgrades to a newer model of cameras offered by their body worn camera vendor has resulted in no major technical issues.

Review Process

Chicago Police Department supervisors ensure:

- Department members use body worn cameras consistent with Chicago Police Department directives;
- A report is entered in a Chicago Police Department application whenever any member is unable to use the body worn camera or download digitally recorded data due to technical problems. This application is monitored twenty-four (24) hours and seven (7) days a week by trained field technicians who respond to repair or replace any defective equipment;
- An investigation is initiated when notified of a missing, lost, or damaged body worn camera;
- The distribution, charging, and uploading of the body worn cameras are consistent with Chicago Police Department directives;
- Officers who reviewed a body worn camera recording prior to writing an arrest report document this fact in the narrative portion of the arrest report prior to submitting the report for approval;
- The Watch Operations Lieutenant reviews at least one (1) random recording per watch to ensure Chicago Police Department policy is properly adhered to;
- For use of force incidents, all pertinent body worn camera videos are reviewed by the Watch Operations Lieutenant and separately by the Force Review Unit.

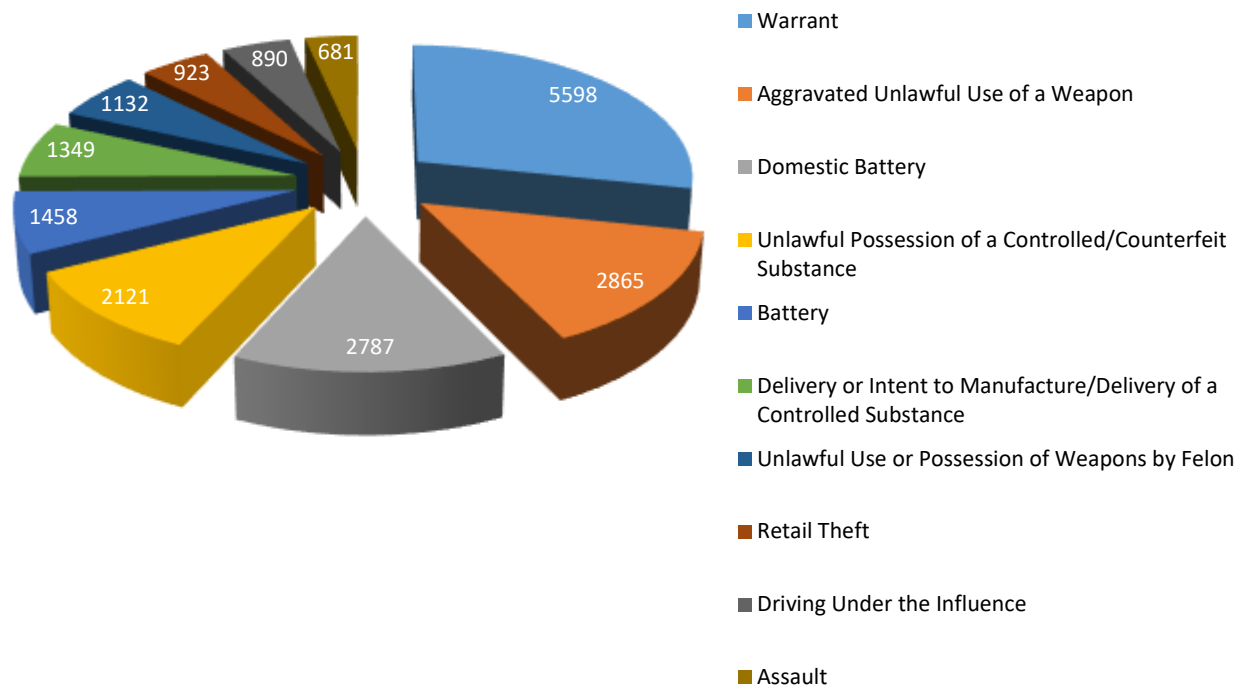
Department Overview – Chicago Police Department, Continued

- District commanders/unit commanding officers, or their designee, receive weekly reports on officer body worn camera usage and the number of unmatched videos to ensure compliance with Chicago Police Department policy.

Incidents

Between January 1, 2021, and December 31, 2021, Chicago Police Department reports twenty-nine thousand nine hundred ninety-nine (29,999) incidents leading to thirty-one thousand one hundred thirty-six (31,136) offenses charged. Below is a snapshot of greatest frequency of offenses charged.

Greatest Frequency of Charges



Department Overview – Christian County Sheriff’s Office

Christian County Sheriff’s Office consists of fourteen (14) full-time deputies and one (1) part-time deputy who utilize body worn cameras. Twelve (12) road deputies, and the part-time deputy utilize the body worn cameras while on duty.

Technical Issues

Christian County Sheriff’s Office reports issues with the body worn camera mounts.

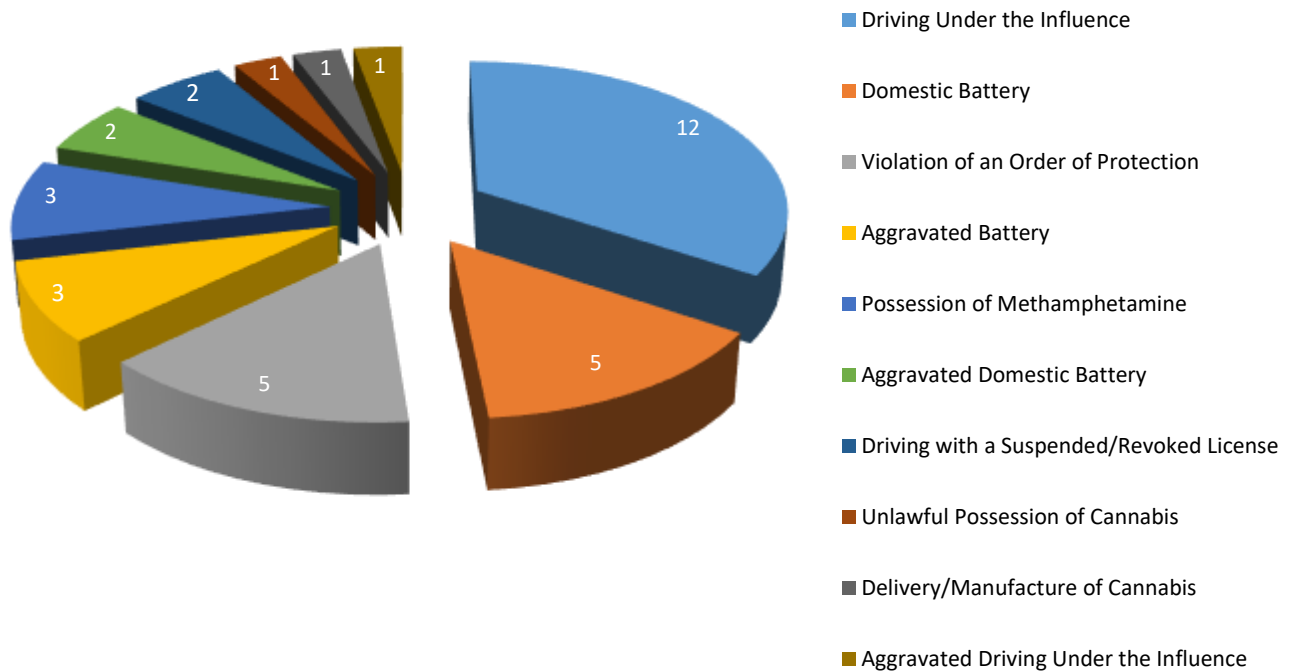
Review Process

Christian County Sheriff’s Office supervisors review videos directly related to cases and periodically to check in on the activities of the deputies.

Incidents

Between January 21, 2021, and October 28, 2021, Christian County Sheriff’s Office reports thirty-six (36) incidents leading to thirty-six (36) offenses charged. Below is a snapshot of greatest frequency of offenses charged.

Greatest Frequency of Charges



Department Overview – Coal Valley Police Department

Coal Valley Police Department consists of ten (10) officers who utilize ten (10) body worn cameras. The body worn cameras were issued and started being utilized by Coal Valley Police Department in October 2019.

Technical Issues

Coal Valley Police Department reports zero (0) technical issues.

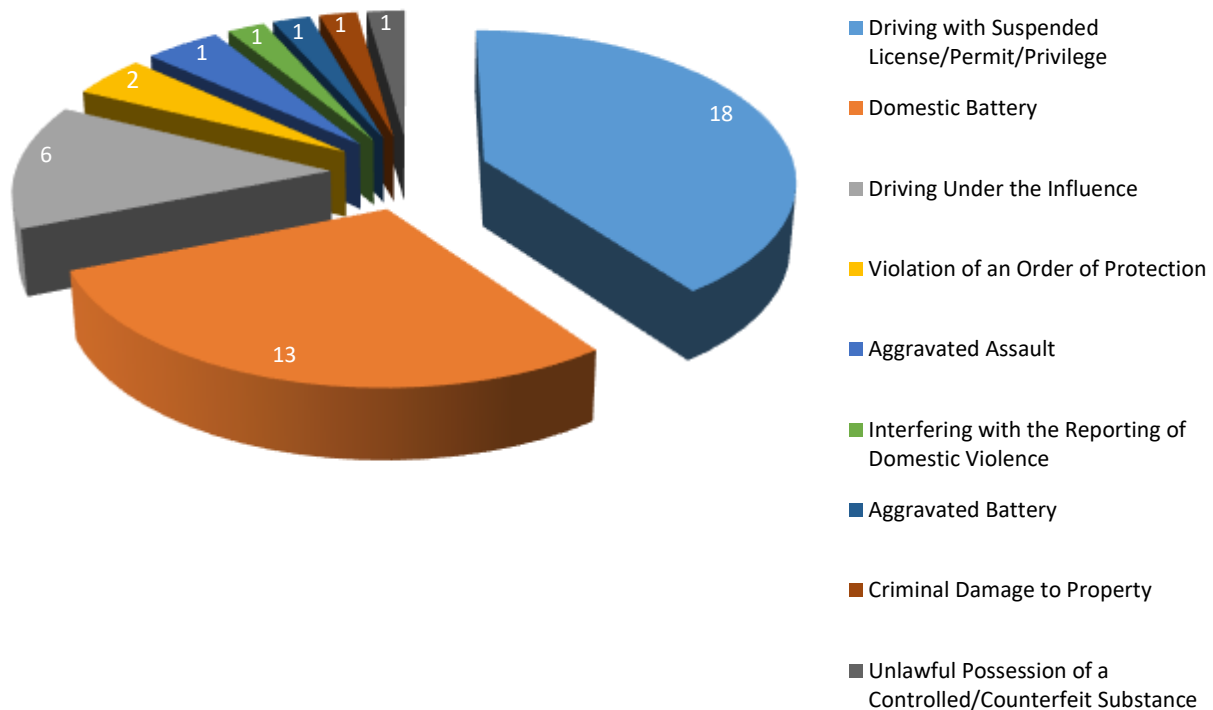
Review Process

Coal Valley Police Department supervisors are authorized to review relevant recordings any time they are investigating alleged misconduct or reports of meritorious conduct, or whenever such recordings would be beneficial in reviewing the member's performance.

Incidents

Between January 6, 2021, and December 28, 2021, Coal Valley Police Department reports forty-five (45) incidents leading to forty-five (45) offenses charged. Below is a snapshot of greatest frequency of offenses charged.

Greatest Frequency of Charges



Department Overview – Coles County Sheriff’s Office

Coles County Sheriff’s Office’s report does not provide department or body worn camera information.

Technical Issues

Coles County Sheriff’s Office reports zero (0) technical issues.

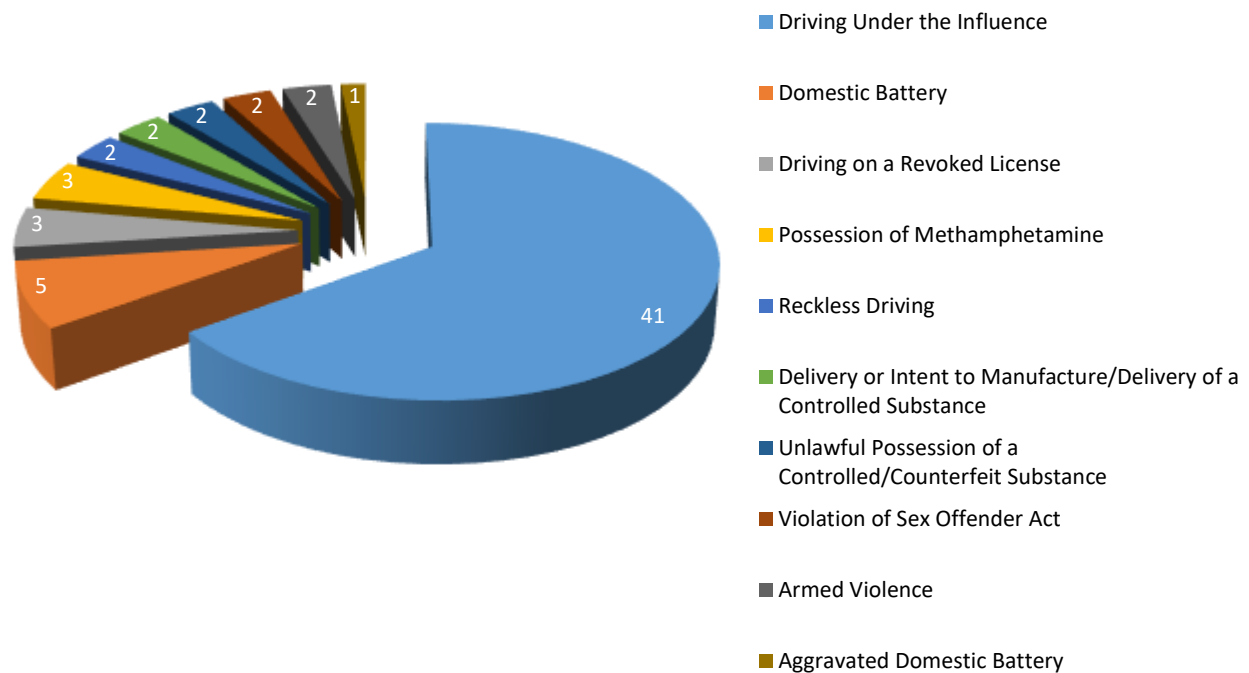
Review Process

Coles County Sheriff’s Office’s report does not include a formal review process.

Incidents

Between January 1, 2021, and November 18, 2021, Coles County Sheriff’s Office reports seventy-six (76) incidents leading to seventy-seven (77) offenses charged. Below is a snapshot of greatest frequency of offenses charged.

Greatest Frequency of Charges



Department Overview – Country Club Hills Police Department

Country Club Hills Police Department utilizes thirty-eight (38) body worn cameras.

Technical Issues

Country Club Hills Police Department reports two (2) unspecified technical issues.

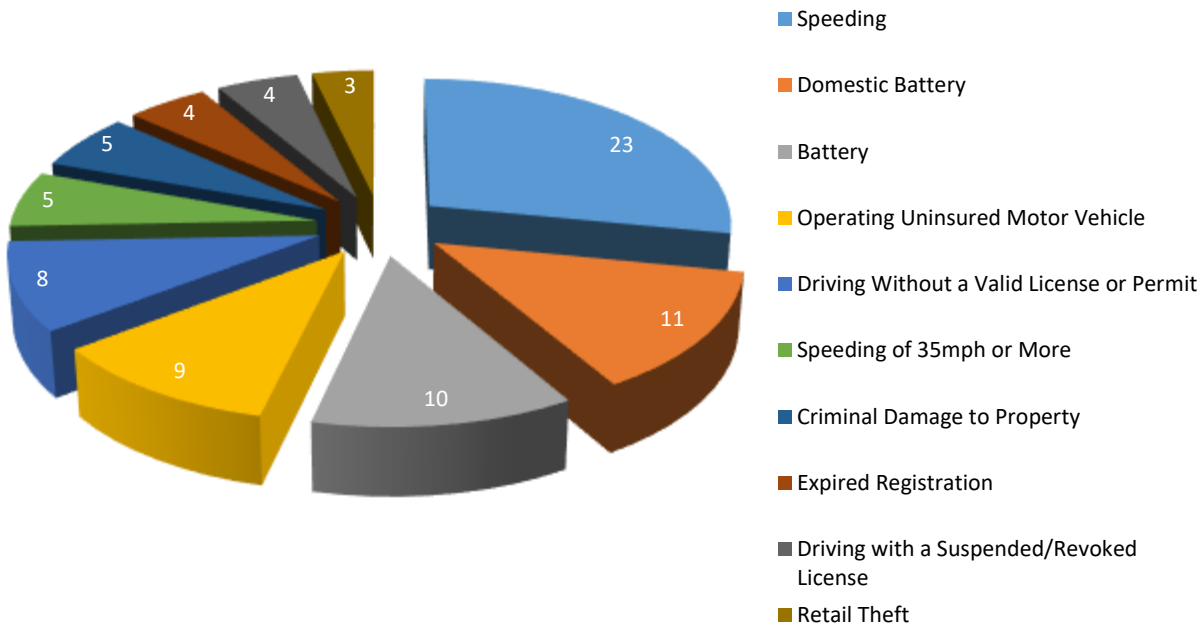
Review Process

Country Club Hills Police Department supervisors review footage as needed per department policy.

Incidents

Between September 18, 2021, and December 31, 2021, Country Club Hills Police Department reports one hundred eighteen (118) incidents leading to one hundred thirty-two (132) offenses charged. Below is a snapshot of greatest frequency of offenses charged.

Greatest Frequency of Charges



Department Overview – Countryside Police Department

Countryside Police Department's report does not provide department or body worn camera information.

Technical Issues

Countryside Police Department reports zero (0) issues.

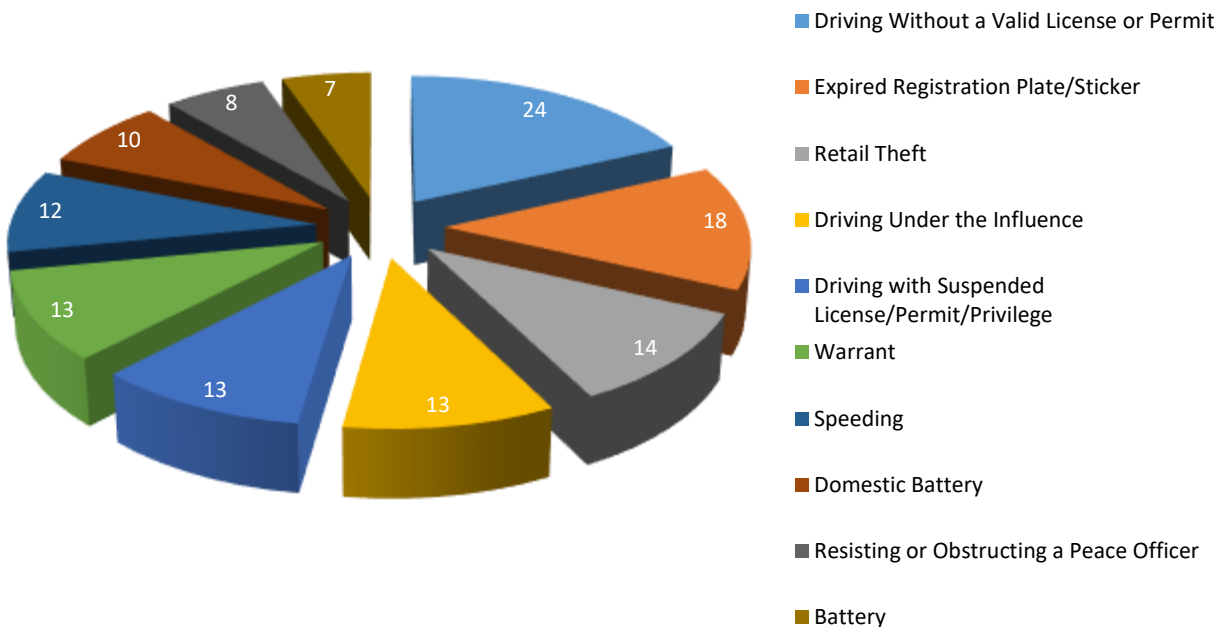
Review Process

Countryside Police Department's report does not include a formal review process.

Incidents

Between May 1, 2021, and December 30, 2021, Countryside Police Department reports two hundred twelve (212) incidents leading to two hundred six (206) offenses charged. Below is a snapshot of greatest frequency of offenses charged.

Greatest Frequency of Charges



Department Overview – Danville Police Department

Danville Police Department consists of sixty-five (65) officers who utilize sixty-six (66) body worn cameras.

Technical Issues

Danville Police Department reports minimal technical issues with the alligator clips, camera cables becoming damaged, server upload issues, and syncing issues with the squad camera.

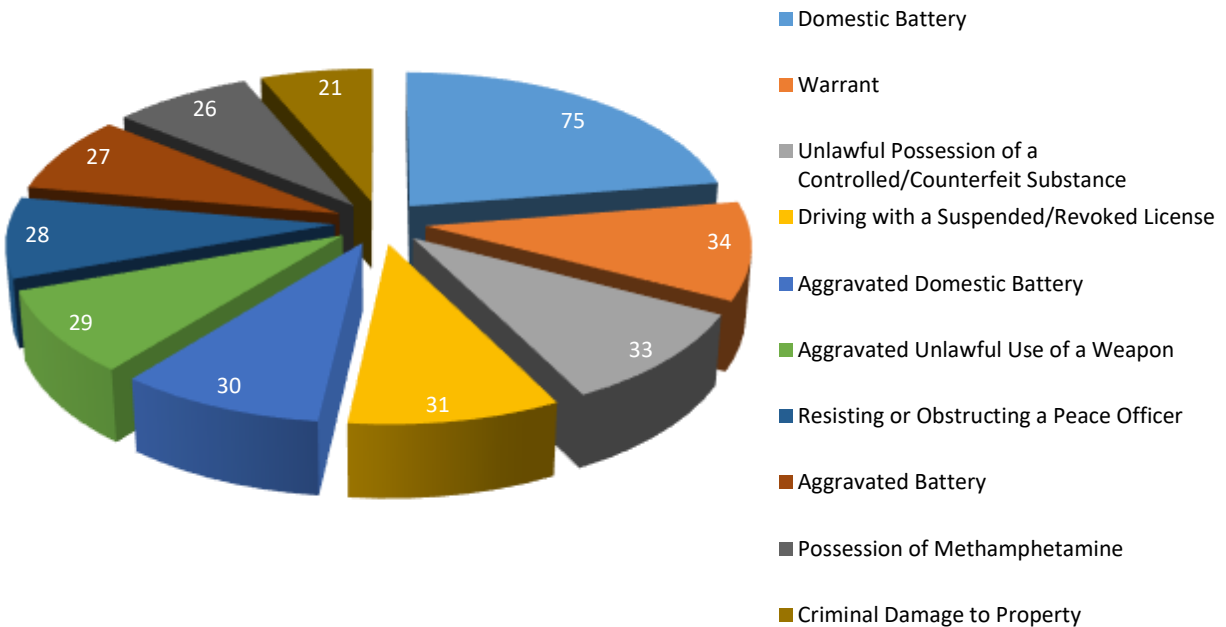
Review Process

Danville Police Department supervisors are responsible for ensuring the cameras are used in accordance with departmental policies and procedures. Supervisors are required to review camera footage if there is a complaint made against an officer or when there are patterns of alleged misconduct.

Incidents

Between January 1, 2021, and December 31, 2021, Danville Police Department reports five hundred fifteen (515) incidents leading to six hundred ten (610) offenses charged. Below is a snapshot of greatest frequency of offenses charged.

Greatest Frequency of Charges



Department Overview – Decatur Police Department

Decatur Police Department consists of one hundred thirty-five (135) officers who utilize one hundred forty-seven (147) body worn cameras.

Technical Issues

Decatur Police Department reports minimal technical issues with Bluetooth function connectivity. The issue is rectified by resetting the affected camera.

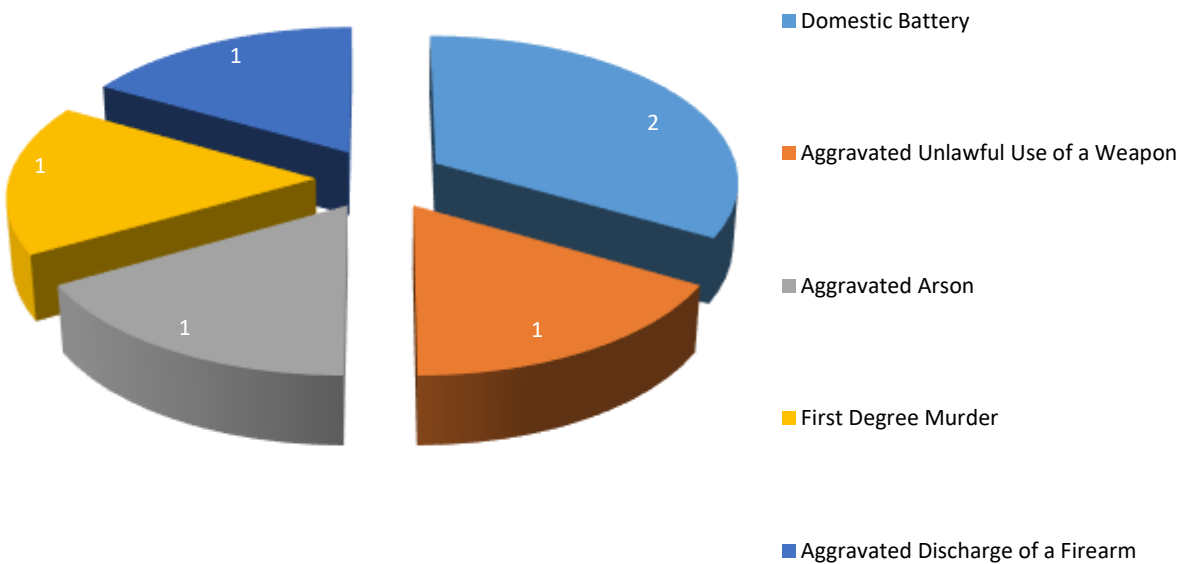
Review Process

Decatur Police Department supervisors may review body worn camera footage for reporting purposes, use of force reviews, and periodic spot checks.

Incidents

Between January 11, 2021, and December 12, 2021, Decatur Police Department reports six (6) incidents leading to six (6) offenses charged. Below is a snapshot of greatest frequency of offenses charged.

Greatest Frequency of Charges



Department Overview – DeKalb Police Department

DeKalb Police Department utilizes sixty-two (62) body worn cameras.

Technical Issues

DeKalb Police Department reports zero (0) issues.

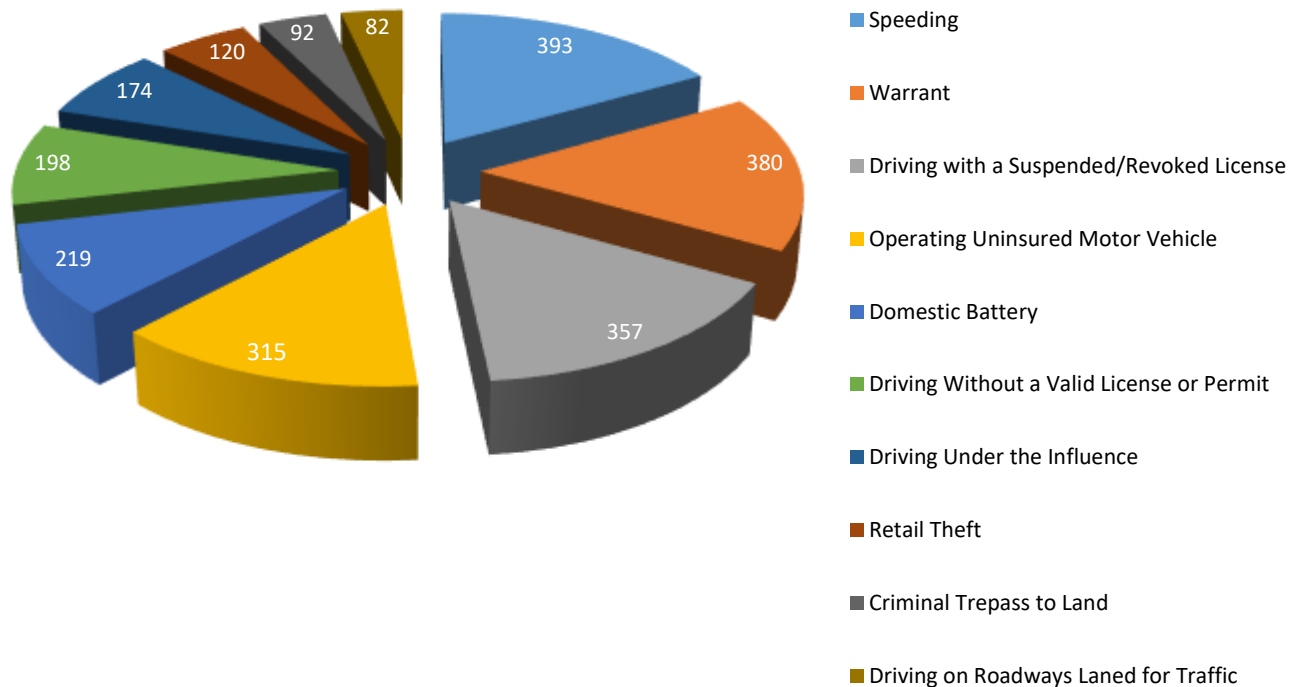
Review Process

DeKalb Police Department's report does not include a formal review process.

Incidents

Between January 1, 2021, and December 31, 2021, DeKalb Police Department reports three thousand seven hundred fifty-one (3,751) incidents leading to three thousand seven hundred fifty-one (3,751) offenses charged. Below is a snapshot of greatest frequency of offenses charged.

Greatest Frequency of Charges



Department Overview – Des Plaines Police Department

Des Plaines Police Department consists of ninety-eight (98) full-time officers who utilize forty-eight (48) Safe Fleet body worn cameras.

Technical Issues

Des Plaines Police Department reports a large amount of camera issues and concerns. The department has sent back over thirty (30) cameras in 2021 for issues including battery life, camera not turning on, camera not recording, and camera locked in record mode. Safe Fleet replaced or repaired the cameras until November 2021 when the department was advised that the end of life of the cameras had been reached. In 2022 the department placed an order for one hundred twenty-three (123) replacement cameras.

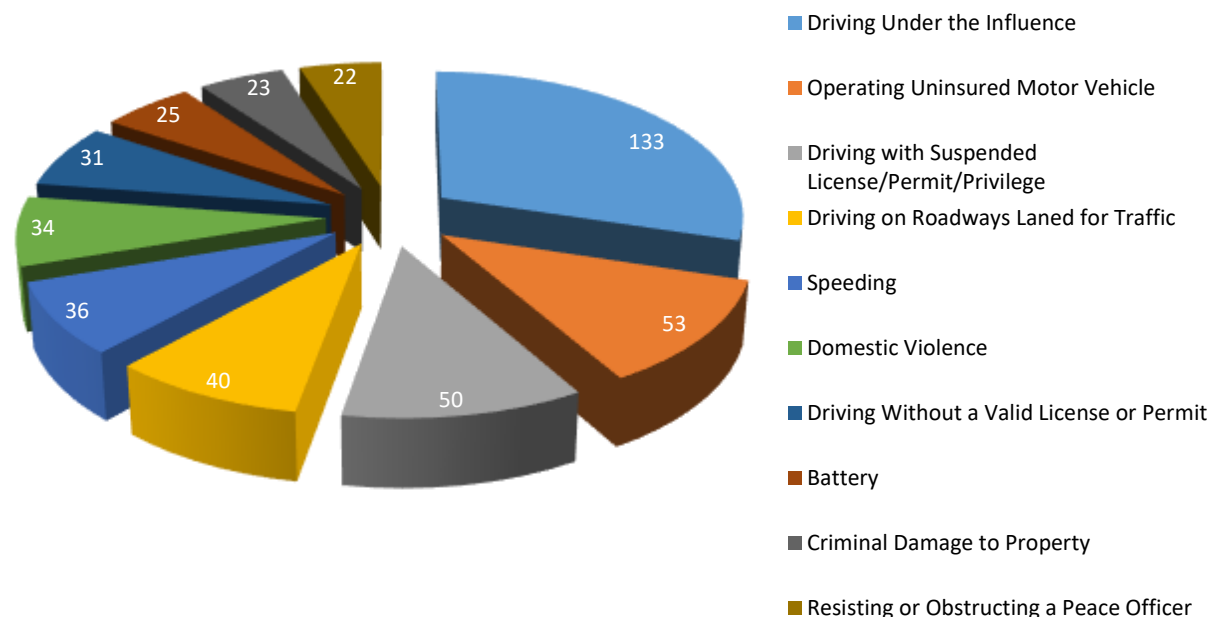
Review Process

Des Plaines Police Department supervisors have access and the responsibility to review the body worn camera videos. Labeling, redacting, and duplicating of any recordings shall only be done by the Support Services Manager, Operations Deputy Chief, Support Services Deputy Chief, and Chief of Police. Recorded files may be viewed: upon approval by a supervisor as part of an official investigation, pursuant to a lawful process, by media personnel, in compliance with public records request, by the recording officer's field training officer for training purposes, and/or by any detective or investigator involved in the investigation of a matter.

Incidents

Between January 1, 2021, and December 31, 2021, Des Plaines Police Department reports three hundred fifty-two (352) incidents leading to seven hundred seventy-seven (777) offenses charged. Below is a snapshot of greatest frequency of offenses charged.

Greatest Frequency of Charges



Department Overview – DuPage County Sheriff’s Office

DuPage County Sheriff’s Office utilizes one hundred eighty-six (186) Axon Body 3 body worn cameras.

Technical Issues

DuPage County Sheriff’s Office reports issues with equipment malfunctions, broken USB charging bases, and server issues with evidence.com.

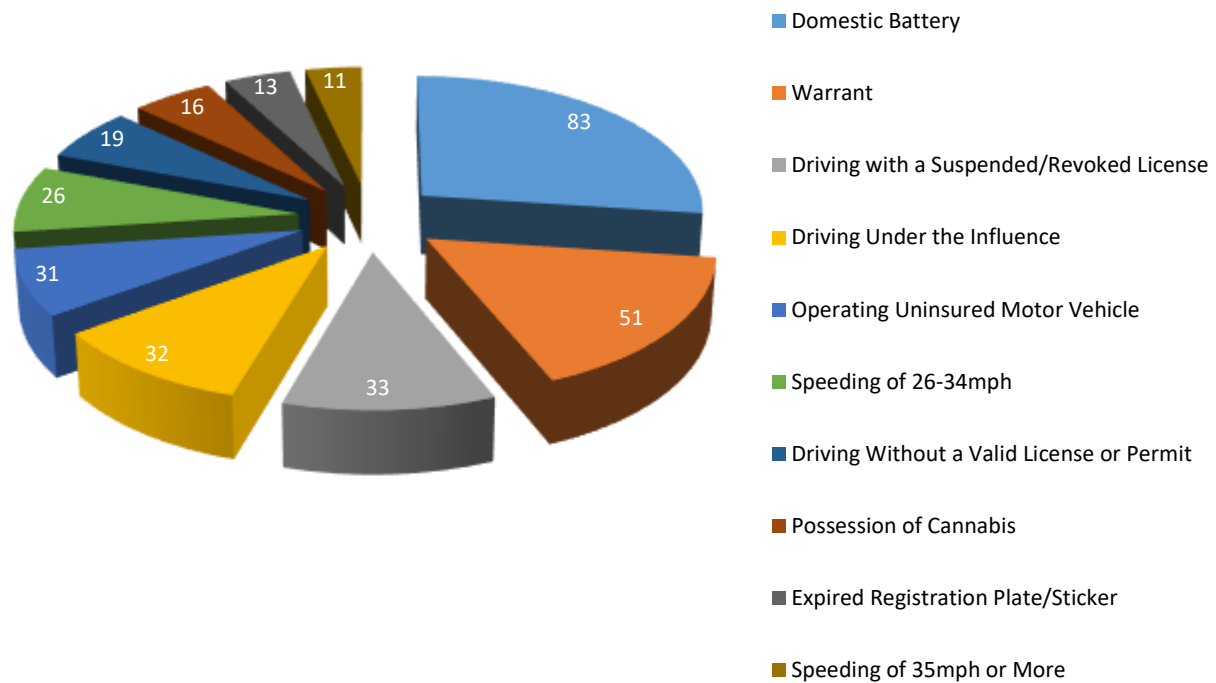
Review Process

DuPage County Sheriff’s Office immediate supervisors may review records on the electronic file database for any of, but not limited to, the following reasons: assist in assessment of performance, ensure the systems are being properly used, and for appropriate training materials. Each team supervisor is required at minimum to review four (4) videos from their team per month.

Incidents

Between August 1, 2021, and December 31, 2021, DuPage County Sheriff’s Office reports two hundred eighty (280) incidents leading to four hundred sixty-one (461) offenses charged. Below is a snapshot of greatest frequency of offenses charged.

Greatest Frequency of Charges



Department Overview – Elgin Police Department

Elgin Police Department utilizes one hundred eighty-four (184) Axon Body 3 cameras and thirty (30) Axon Flex 2 cameras. A total of one hundred eighty-four (184) officers and supervisors utilize these body worn cameras. All sworn members of the Department are issued body worn cameras.

Technical Issues

Elgin Police Department reports technical issues including short battery life and length of operation during officers' shifts.

Review Process

Elgin Police Department's review process is as follows:

- The recording officer and his/her supervisor may access and review recordings prior to completing the police report or other documentation;
- Supervisors review critical incident footage;
- Lieutenants review an appropriate sampling of footage at least once every thirty (30) days to ensure equipment operates properly and officers utilize the cameras appropriately and in accordance with policy and training;
- Supervisors document their review and forward this completed form to the Body Worn Camera Program Administrator; and
- Supervisors do not review recordings to search for violations of policy or law not related to a specific complaint or incident.

Supervisors may review footage to discipline an employee when:

- A citizen files a formal or informal complaint of misconduct;
- The encounter in the footage could result in a formal investigation under the Uniform Peace Officer's Act;
- A use of force incident occurs; or
- As corroboration or other evidence of misconduct.

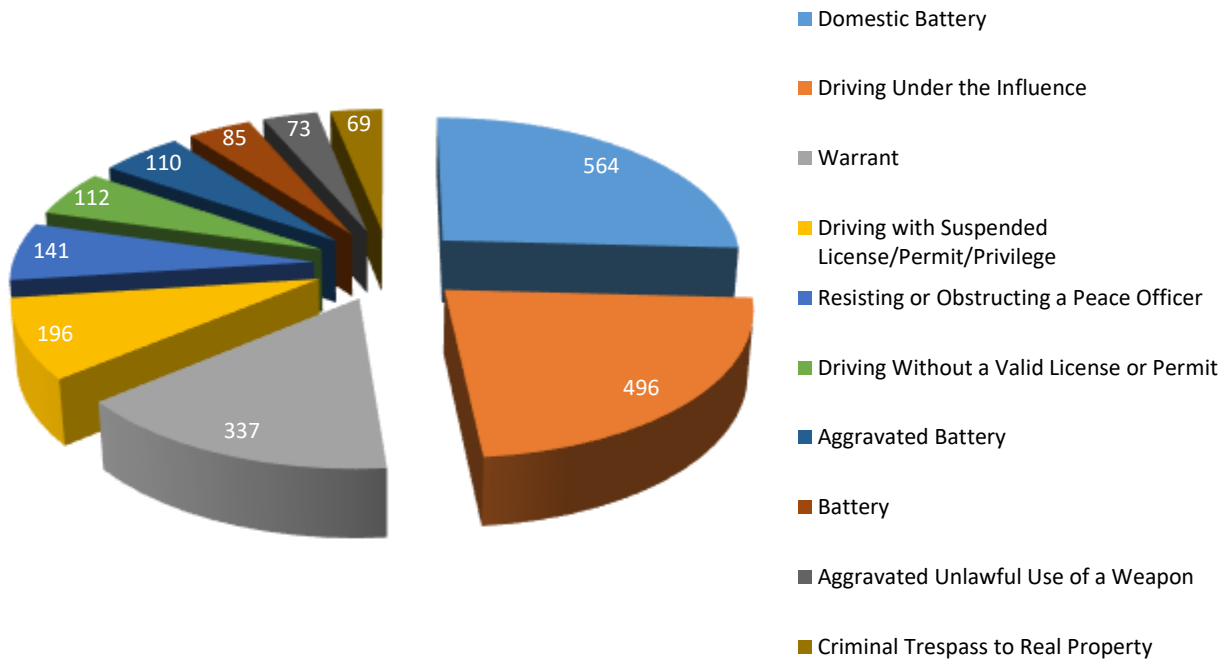
Supervisors shall not use footage for performance evaluations, but for the purpose of correcting substandard employee performance or highlighting commendatory performance of an employee.

Department Overview – Elgin Police Department, Continued

Incidents

Between January 1, 2021, and December 31, 2021, Elgin Police Department reports one thousand six hundred fifty-eight (1,658) incidents leading to three thousand seven hundred twenty-eight (3,728) offenses charged. Below is a snapshot of greatest frequency of offenses charged.

Greatest Frequency of Charges



Department Overview – Eureka Police Department

Eureka Police Department consists of seven (7) officers who utilize body worn cameras. All officers, including the Chief and Assistant Chief, are assigned a Watchguard body camera.

Technical Issues

Eureka Police Department reports issues with software and downloading camera footage.

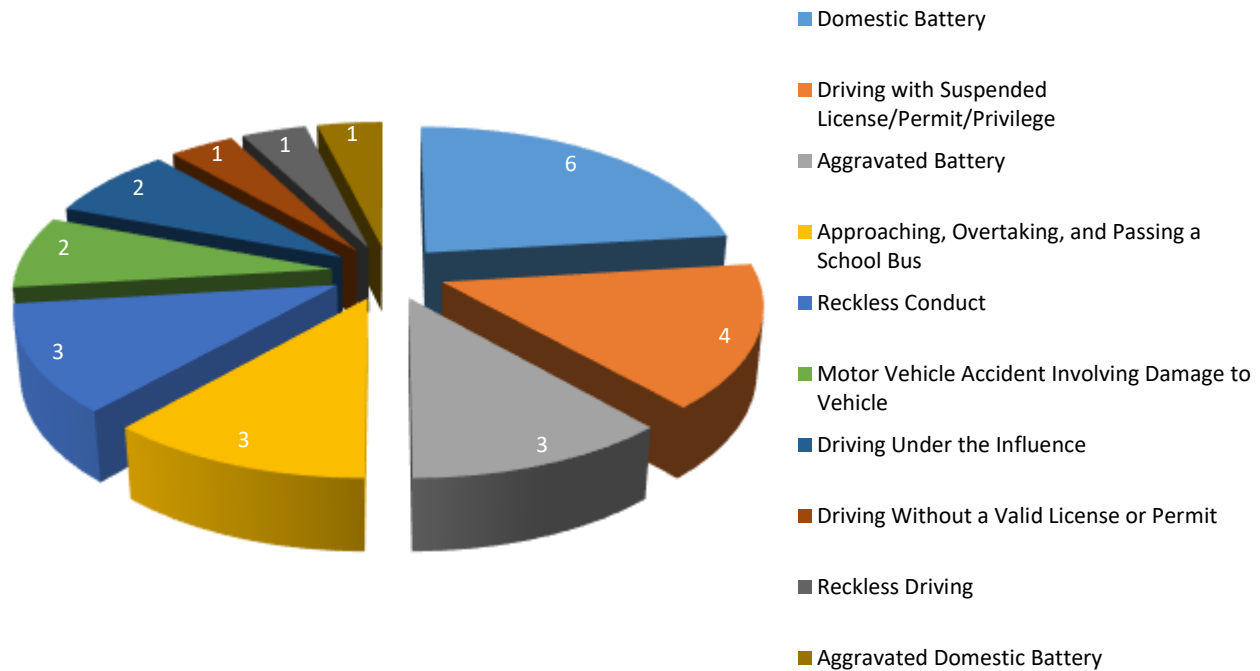
Review Process

Eureka Police Department command staff randomly reviews camera footage.

Incidents

Between August 12, 2021, and December 19, 2021, Eureka Police Department reports forty (40) incidents leading to forty (40) offenses charged. Below is a snapshot of greatest frequency of offenses charged.

Greatest Frequency of Charges



Department Overview – Fayette County Sheriff’s Office

Fayette County Sheriff’s Office consists of twenty (20) officers who utilize eighteen (18) body worn cameras.

Technical Issues

Fayette County Sheriff’s Office reports issues including slow download time, and malfunction in the device while in operation.

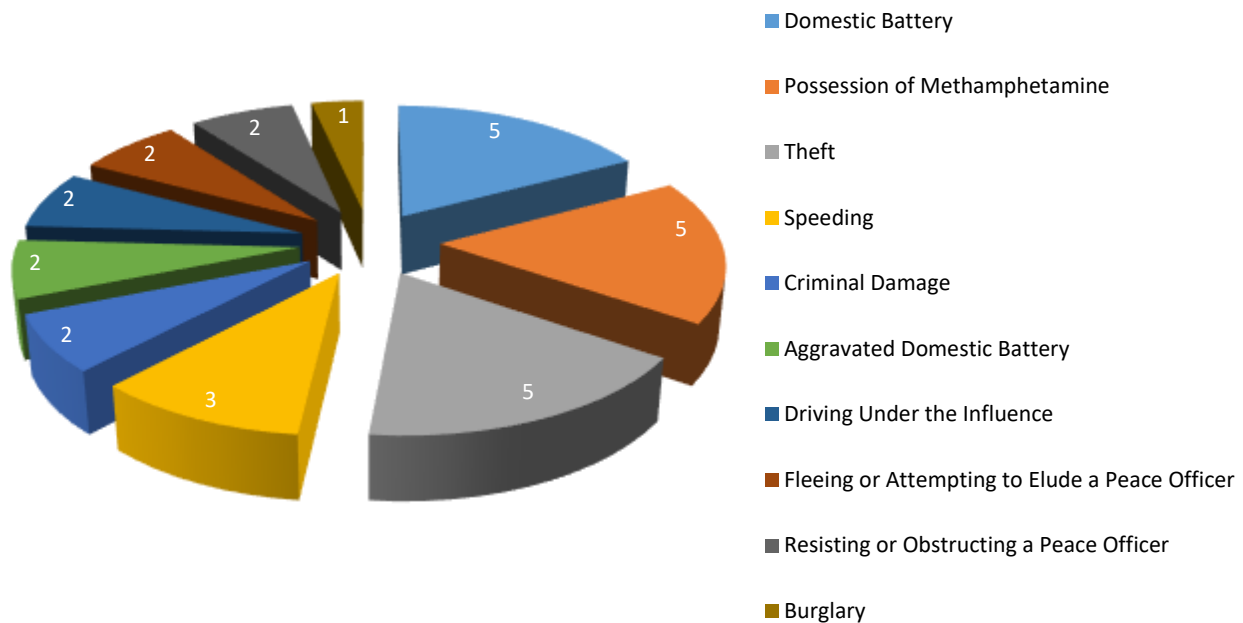
Review Process

Fayette County Sheriff’s Office supervisors review body worn camera footage after it is found necessary due to: the nature of the call, training opportunity, camera malfunction, quality control, and/or safety concern.

Incidents

Between January 10, 2021, and December 29, 2021, Fayette County Sheriff’s Office reports nineteen (19) incidents leading to thirty-four (34) offenses charged. Below is a snapshot of greatest frequency of offenses charged.

Greatest Frequency of Charges



Department Overview – Fulton Police Department

Fulton Police Department consists of eight (8) full-time and two (2) part-time officers who utilize ten (10) Axon Body 3 body worn cameras.

Technical Issues

Fulton Police Department reports issues zero (0) technical issues.

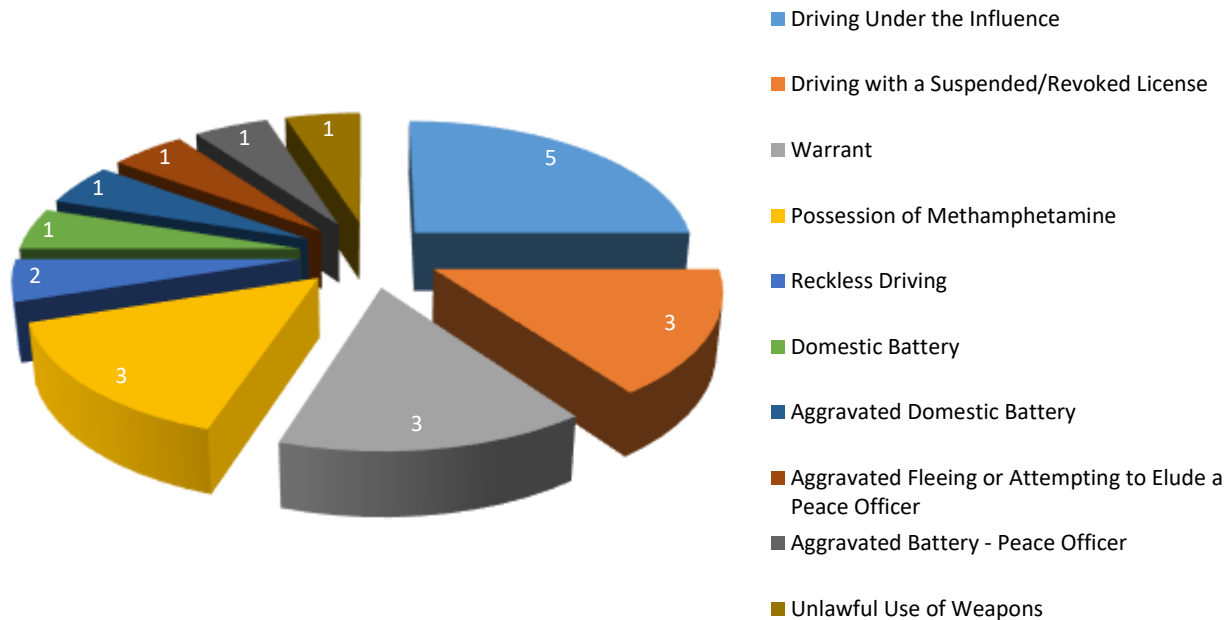
Review Process

Fulton Police Department supervisors are authorized to review relevant recordings any time they are investigating alleged misconduct, or reports of meritorious conduct whenever such recordings would be beneficial in reviewing a member's performance. Any member of the department who is participating in an official investigation (such as personnel complaint, administrative investigation, or criminal investigation) may review the recorded files.

Incidents

Between January 31, 2021, and December 18, 2021, Fulton Police Department reports seventeen (17) incidents leading to twenty-four (24) offenses charged. Below is a snapshot of greatest frequency of offenses charged.

Greatest Frequency of Charges



Department Overview – Galesburg Police Department

Galesburg Police Department’s report does not provide department or body worn camera information.

Technical Issues

Galesburg Police Department reports zero (0) technical issues.

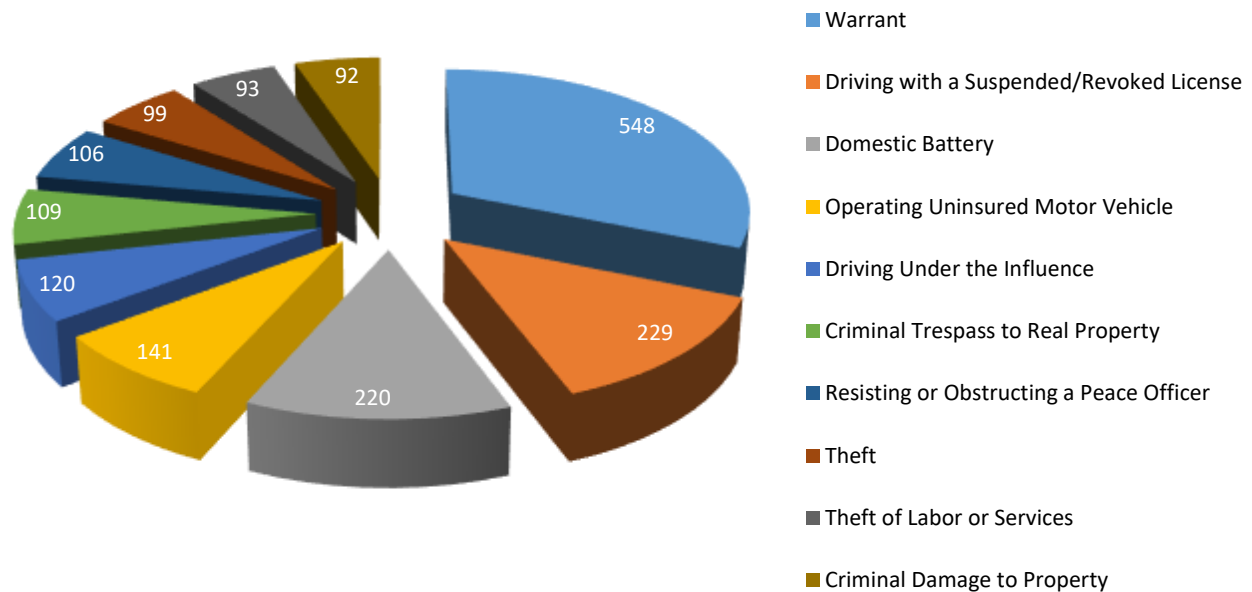
Review Process

Galesburg Police Department’s report does not include a formal review process.

Incidents

Between January 1, 2021, and December 31, 2021, Galesburg Police Department reports three thousand four hundred fifty-one (3,451) incidents leading to three thousand one hundred one (3,101) offenses charged. Below is a snapshot of greatest frequency of offenses charged.

Greatest Frequency of Charges



Department Overview – Genoa Police Department

Genoa Police Department’s report does not provide department or body worn camera information.

Technical Issues

Genoa Police Department reports zero (0) technical issues.

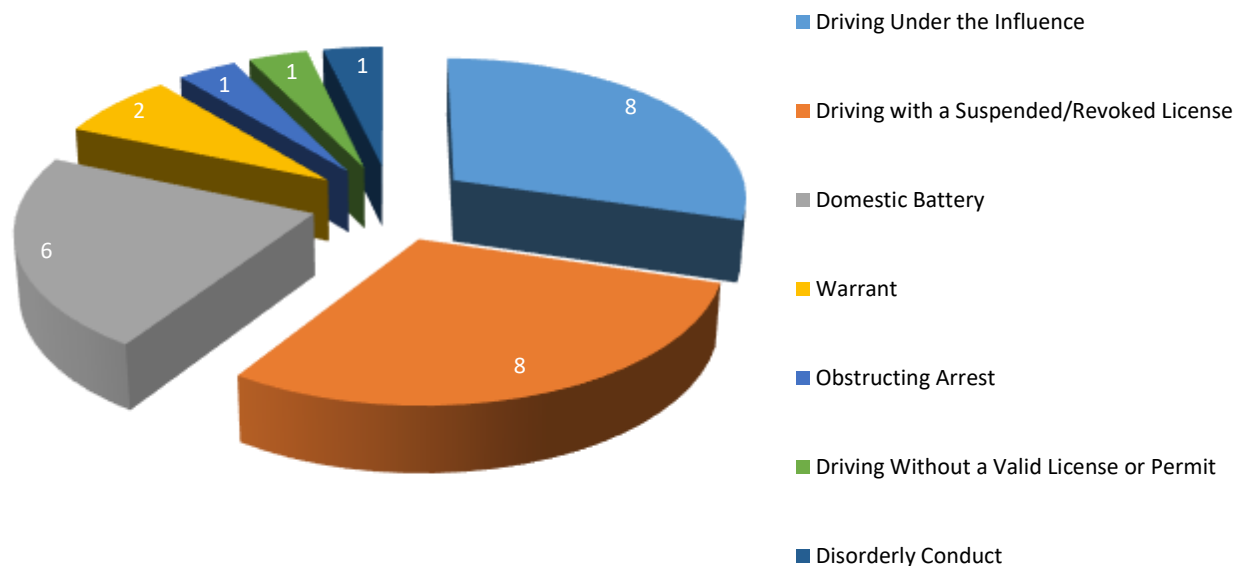
Review Process

Genoa Police Department’s report does not include a formal review process.

Incidents

Between January 6, 2021, and December 31, 2021, Genoa Police Department reports twenty-seven (27) incidents leading to twenty-seven (27) offenses charged. Below is a snapshot of greatest frequency of offenses charged.

Greatest Frequency of Charges



Department Overview – Glendale Heights Police Department

Glendale Heights Police Department officers utilize sixty-eight (68) body worn cameras.

Technical Issues

Glendale Heights Police Department reports issues with the cameras sometimes not connecting to the computers in the squad cars due to a Bluetooth connection issue. The department remedies the issue by restarting the squad car computer.

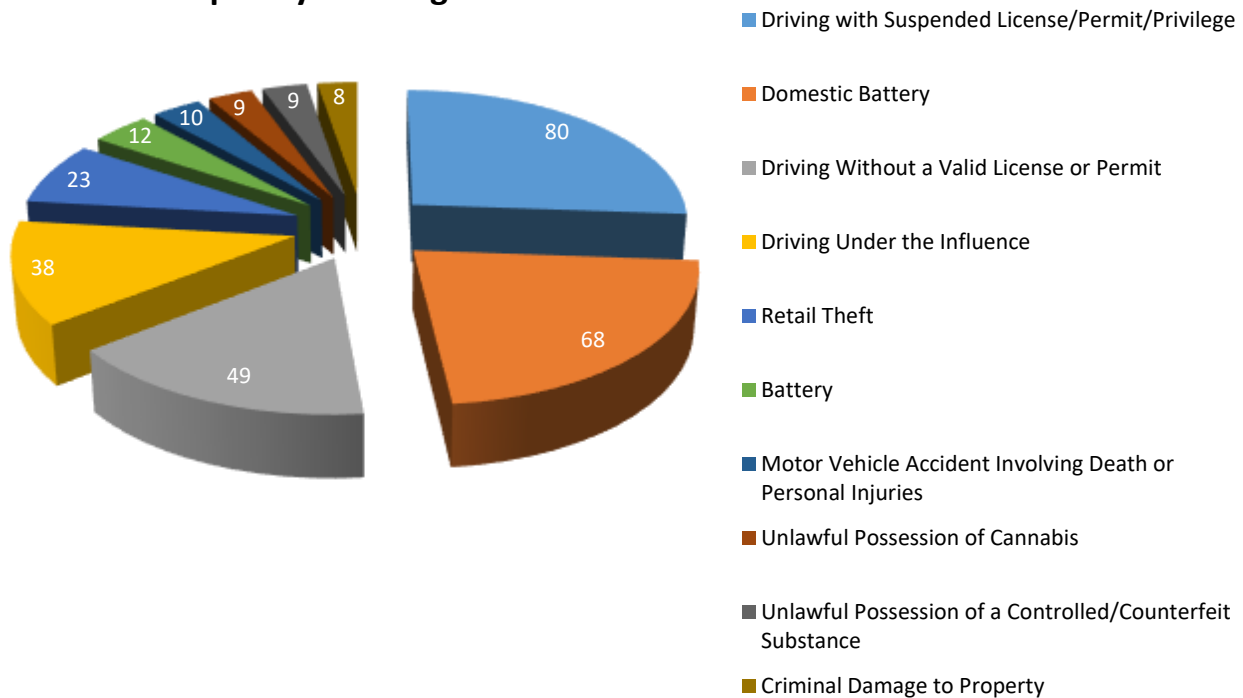
Review Process

Glendale Heights Police Department supervisors perform monthly reviews of body worn camera recordings which consist of one (1) incident's footage for each officer. Supervisors coordinate the selection of officers with one another to ensure there are no duplicate reviews; the reviews are documented on the body worn camera video review form and entered into the LEA database.

Incidents

Between January 1, 2021, and December 29, 2021, Glendale Heights Police Department reports three hundred eighty-two (382) incidents leading to three hundred eighty-two (382) offenses charged. Below is a snapshot of greatest frequency of offenses charged.

Greatest Frequency of Charges



Department Overview – Glenwood Police Department

Glenwood Police Department consists of twenty-two (22) full-time officers and one (1) part-time officer who utilize twenty-five (25) body worn cameras.

Technical Issues

Glenwood Police Department reports zero (0) technical issues.

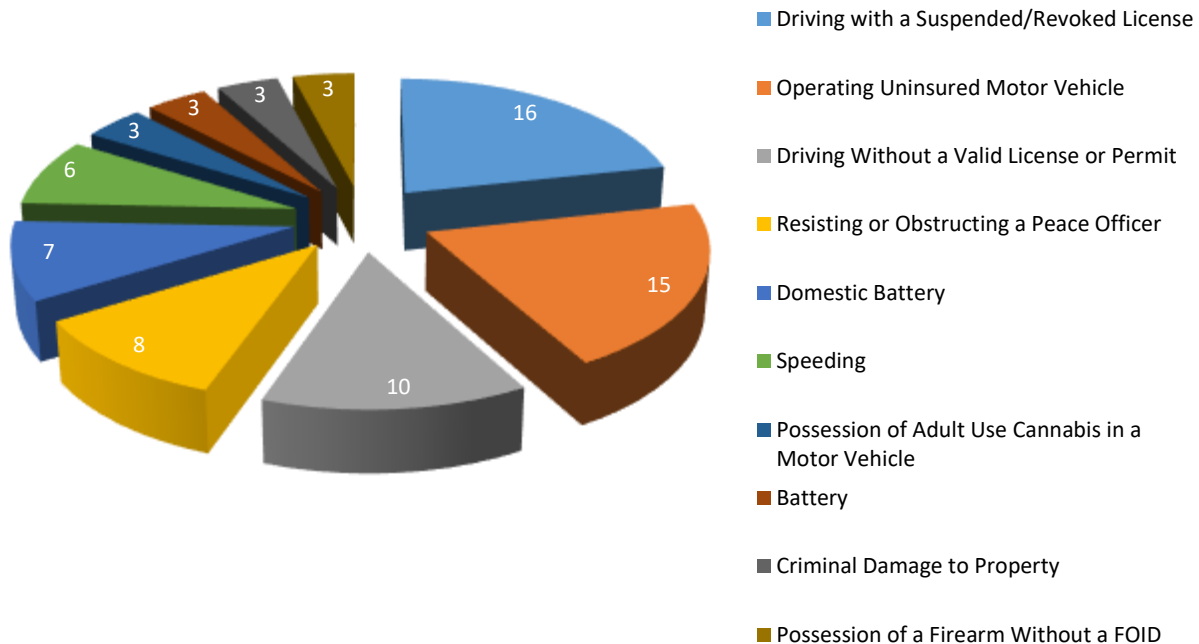
Review Process

Glenwood Police Department supervisors review the data per their SOP, upon triggering events such as citizen complaints, and any use of force incident.

Incidents

Between May 2, 2021, and December 28, 2021, Glenwood Police Department reports fifty-nine (59) incidents leading to one hundred twenty-nine (129) offenses charged. Below is a snapshot of greatest frequency of offenses charged.

Greatest Frequency of Charges



Department Overview – Greenville Police Department

Greenville Police Department's report does not provide department or body worn camera information.

Technical Issues

Greenville Police Department reports zero (0) technical issues.

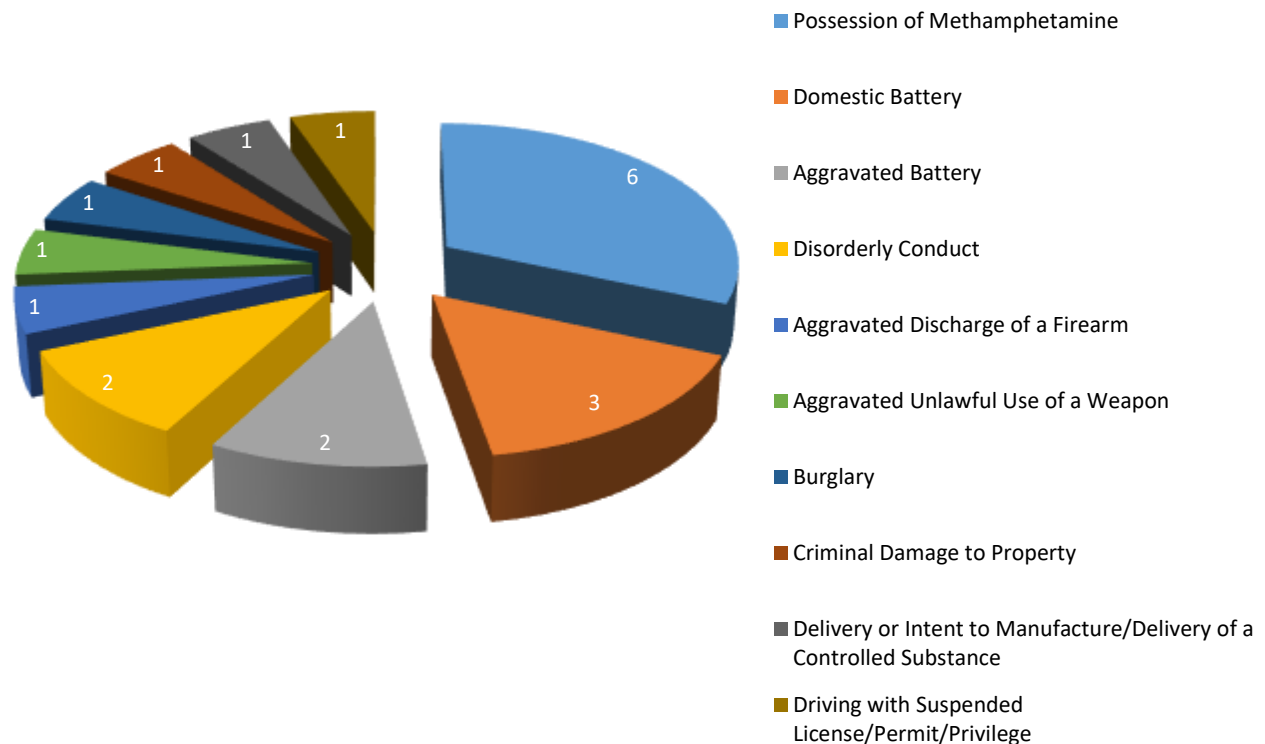
Review Process

Greenville Police Department's report does not include a formal review process.

Incidents

Between May 20, 2021, and December 26, 2021, Greenville Police Department reports twenty-six (26) incidents leading to twenty-six (26) offenses charged. Below is a snapshot of greatest frequency of offenses charged.

Greatest Frequency of Charges



Department Overview – Grundy County Sheriff’s Office

Grundy County Sheriff’s Office utilizes five (5) body worn cameras, which are shared by ten (10) patrol deputies. The sheriff’s office is currently in a “test and evaluate” environment provided by Watchguard/Motorola. Their open order for body worn cameras will ship this year. Once that order is received, a body worn camera will be issued to every full-time sworn police officer employed by the sheriff’s office.

Technical Issues

Grundy County Sheriff’s Office reports zero (0) technical issues.

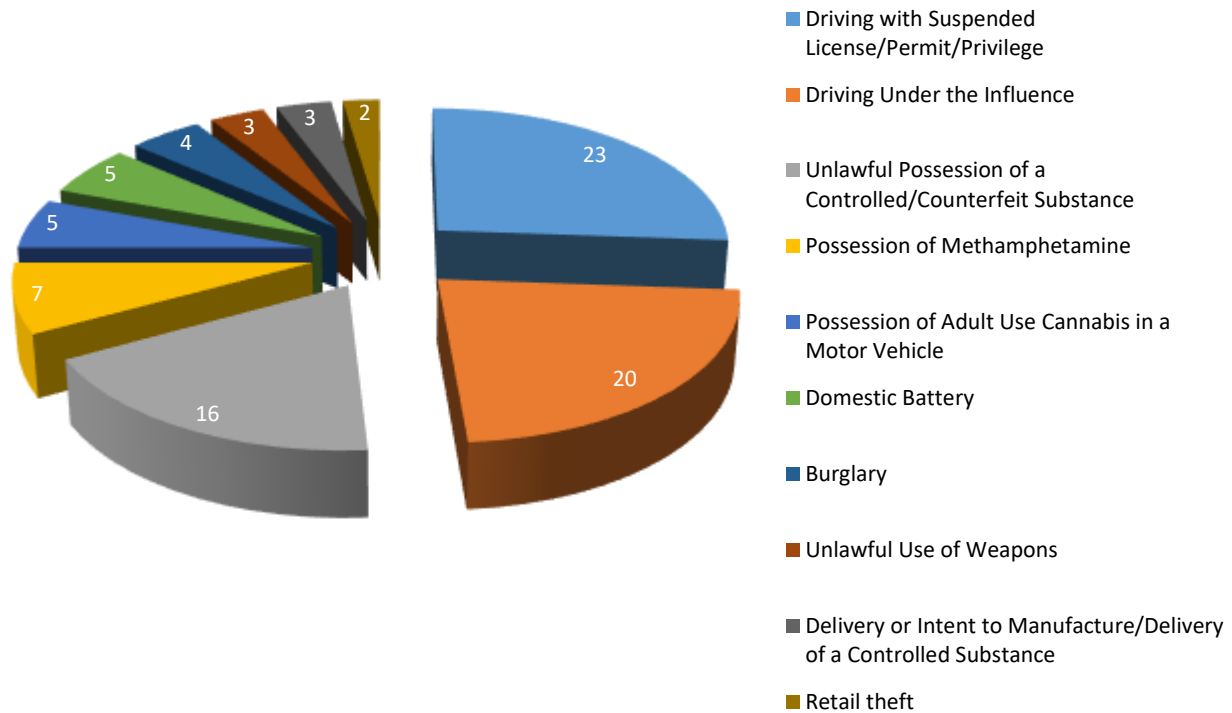
Review Process

Grundy County Sheriff’s Office supervisors are authorized to review relevant recordings any time they are investigating alleged misconduct or reports of meritorious conduct, or whenever such recordings would be beneficial in reviewing a member’s performance.

Incidents

Between January 4, 2021, and December 10, 2021, Grundy County Sheriff’s Office reports eighty-eight (88) incidents leading to one hundred three (103) offenses charged. Below is a snapshot of greatest frequency of offenses charged.

Greatest Frequency of Charges



Department Overview – Harrisburg Police Department

Harrisburg Police Department consists of fourteen (14) full-time officers who utilize fourteen (14) Axon Body 2 body worn cameras.

Technical Issues

Harrisburg Police Department reports an issue with a camera lens that broke, which was sent in and repaired.

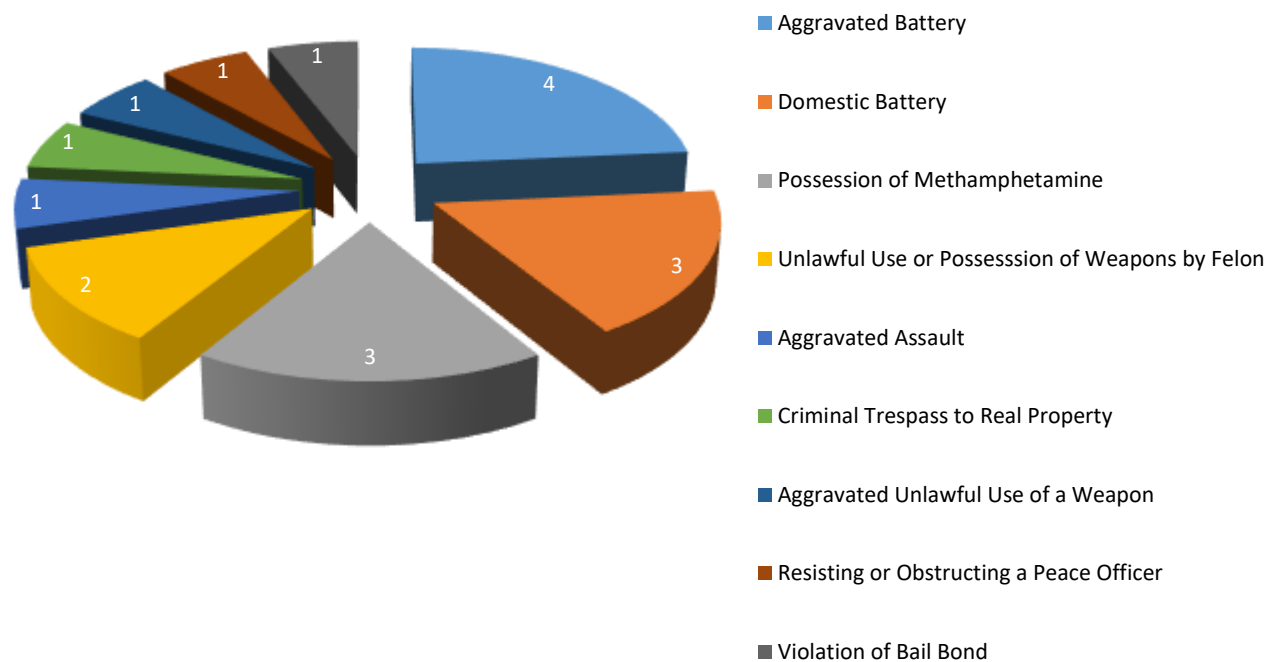
Review Process

Harrisburg Police Department supervisors review files to ensure equipment is functioning properly and officers are adhering to department procedures. Supervisors review files if there is a specific complaint against an officer.

Incidents

Between January 1, 2021, and December 13, 2021, Harrisburg Police Department reports seventeen (17) incidents leading to seventeen (17) offenses charged. Below is a snapshot of greatest frequency of offenses charged.

Greatest Frequency of Charges



Department Overview – Harvard Police Department

Harvard Police Department’s report does not provide department or body worn camera information.

Technical Issues

Harvard Police Department reports zero (0) technical issues.

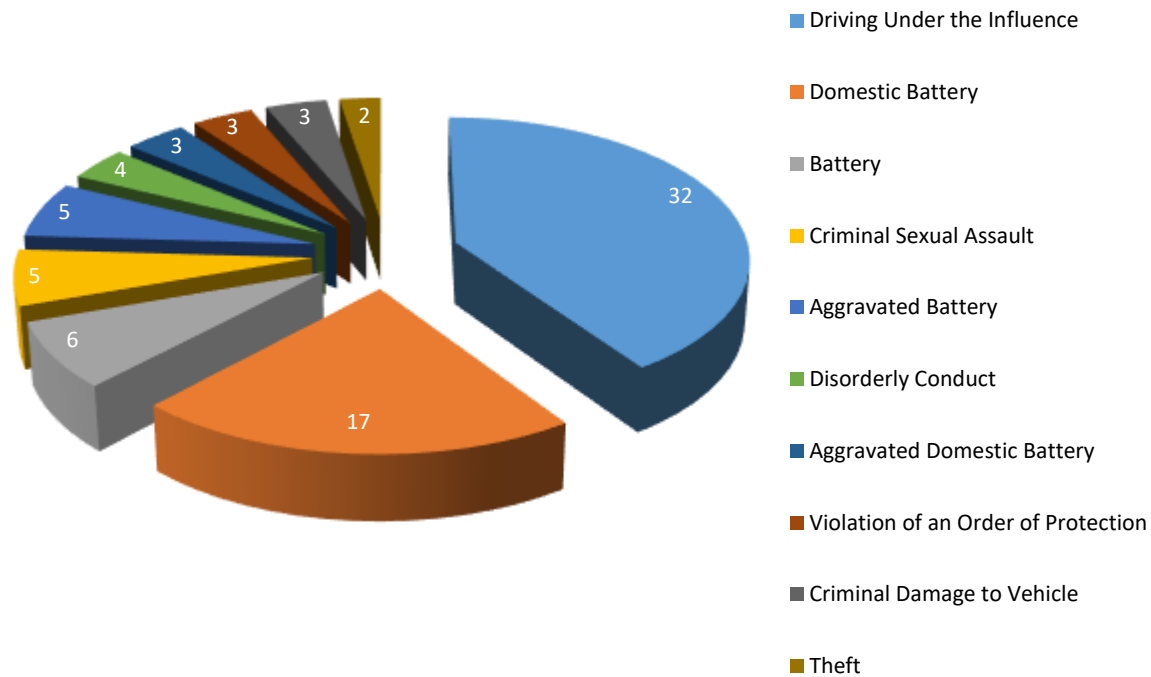
Review Process

Harvard Police Department’s report does not include a formal review process.

Incidents

Between January 1, 2021, and December 15, 2021, Harvard Police Department reports one hundred two (102) incidents leading to one hundred four (104) offenses charged. Below is a snapshot of greatest frequency of offenses charged.

Greatest Frequency of Charges



Department Overview – Hodgkins Police Department

Hodgkins Police Department consists of twenty-one (21) sworn officers who utilize twenty (20) Safe Fleet BWX-100 body worn cameras.

Technical Issues

Hodgkins Police Department reports several technical issues, including cameras freezing up, shutting down unexpectedly, not charging fully, having display problems, and not connecting to the docking station. An issue affecting all body worn cameras deployed by the department includes insufficient battery life. A total of eight (8) cameras have been sent back to the company for service or replacement since first deploying the body worn cameras in 2020.

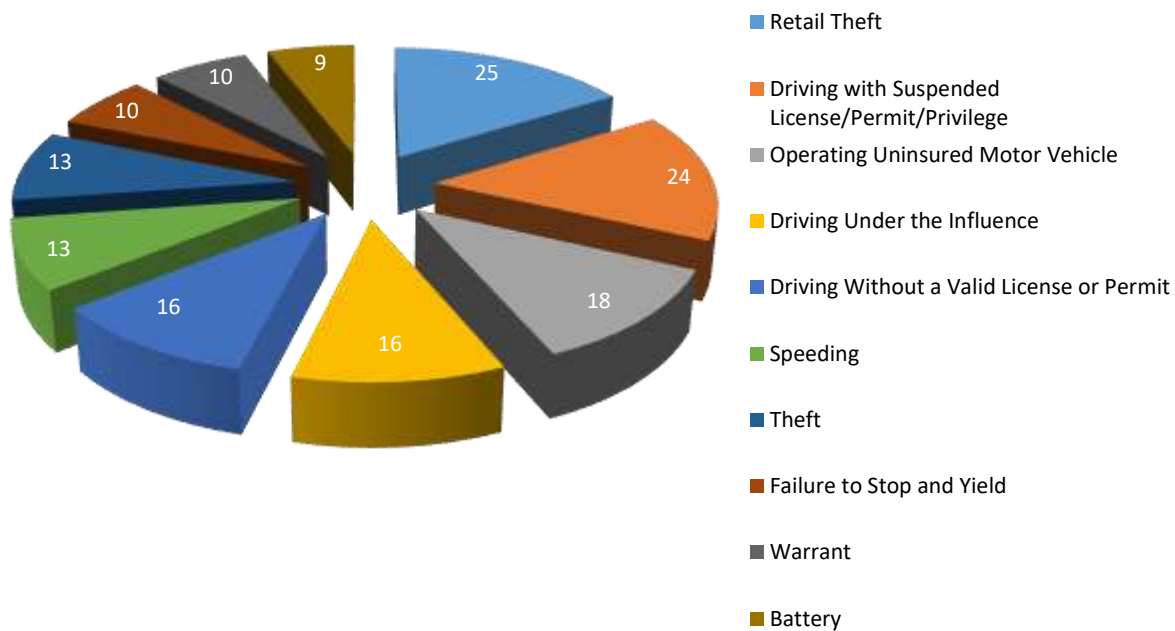
Review Process

Hodgkins Police Department's Deputy Chief of Police and the Patrol Lieutenant periodically review a random sampling of body worn camera video recordings from across the patrol division to ensure that officers are adhering to the department policy. The Deputy Chief of Police and the Patrol Bureau Lieutenant also review recordings of major incidents and arrests.

Incidents

Between January 3, 2021, and December 29, 2021, Hodgkins Police Department reports one hundred twenty-three (123) incidents leading to two hundred thirty (230) offenses charged. Below is a snapshot of greatest frequency of offenses charged.

Greatest Frequency of Charges



Department Overview – Homewood Police Department

Homewood Police Department utilizes twenty-six (26) body worn cameras.

Technical Issues

Homewood Police Department reports minimal technical issues, including cameras not turning on.

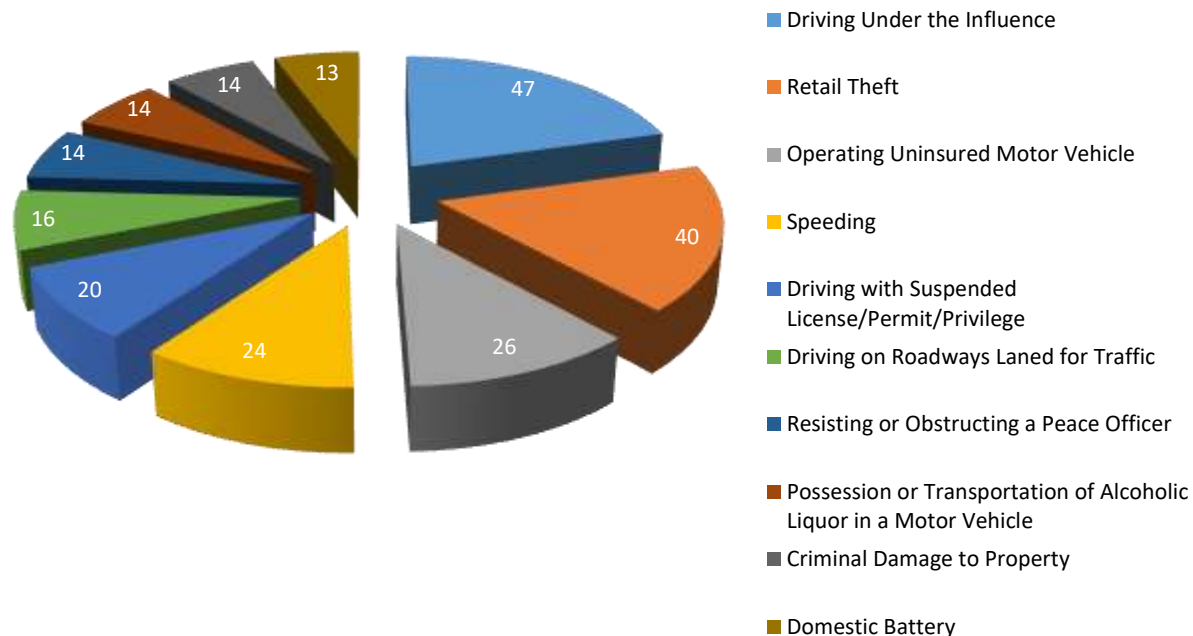
Review Process

Homewood Police Department supervisors randomly review body worn camera videos to ensure proper equipment operation, proper use of equipment, policy compliance, tactical proficiency, appropriate community interaction, and use of de-escalation techniques. Video files may also be reviewed for: field training process, use of force incidents, traffic crash, citizen complaint, compliance with public records request, pursuant to a lawful process or court order, and/or preparation of written reports.

Incidents

Between January 2, 2021, and December 17, 2021, Homewood Police Department reports one hundred seventy-one (171) incidents leading to four hundred twenty-seven (427) offenses charged. Below is a snapshot of greatest frequency of offenses charged.

Greatest Frequency of Charges



Department Overview – Illinois State University Police Department

Illinois State University Police Department's report does not provide department information. The department deployed body worn cameras in August of 2021.

Technical Issues

Illinois State University Police Department reports issues with officers failing to activate cameras, low battery life, camera mounts sticking to other objects, and cameras not docking correctly, leading to a failure to charge and download videos.

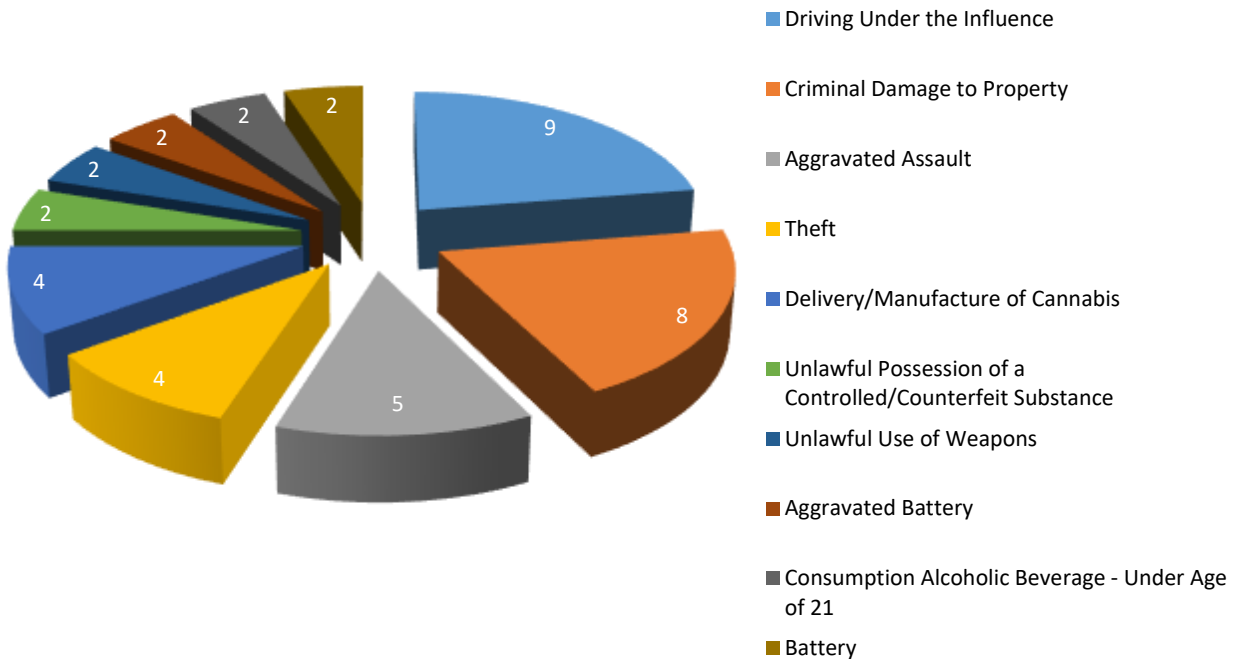
Review Process

Illinois State University Police Department officers review their recordings and use them as a resource when preparing written reports. Supervisors are authorized to review relevant recordings any time they are investigating alleged misconduct or reports of meritorious conduct, or whenever such recordings would be beneficial in reviewing an officer's performance.

Incidents

Between August 6, 2021, and December 16, 2021, Illinois State University Police Department reports eighteen (18) incidents leading to forty-four (44) offenses charged. Below is a snapshot of greatest frequency of offenses charged.

Greatest Frequency of Charges



Department Overview – Kane County Sheriff’s Office

Kane County Sheriff’s Office consists of ninety-two (92) sworn deputies who utilize body worn cameras. The sheriff’s office policy requires the issuance of body worn cameras to all sworn personnel.

Technical Issues

Kane County Sheriff’s Office reports issues with charging and mounting of body worn cameras.

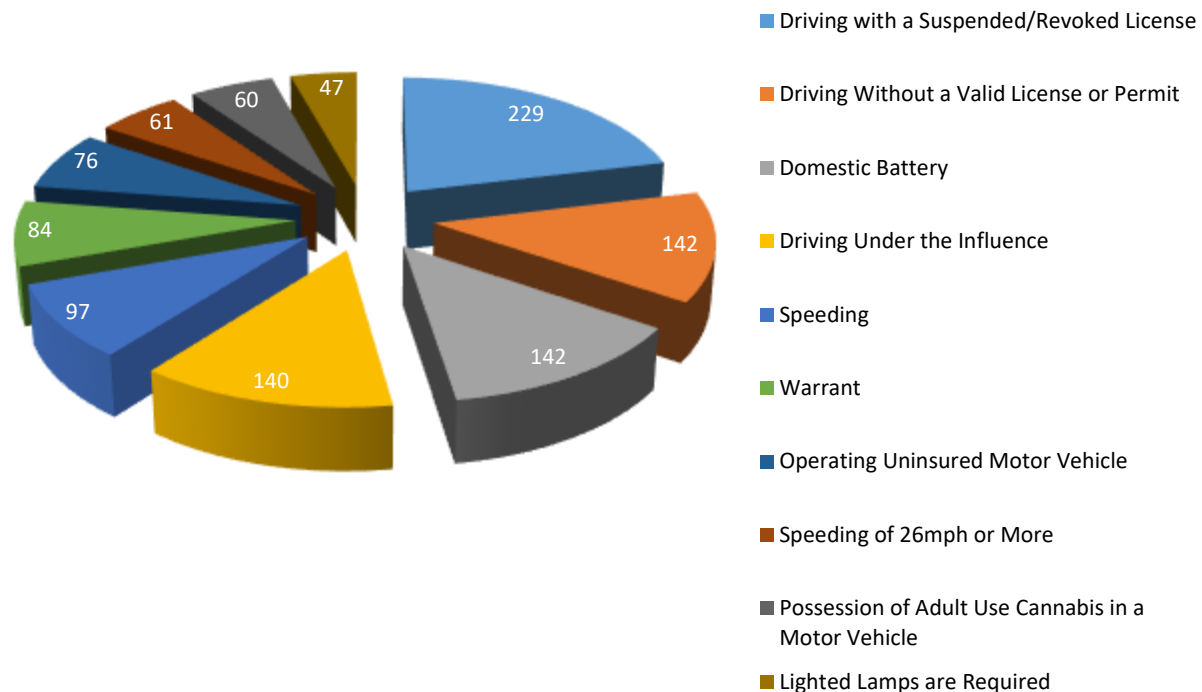
Review Process

Kane County Sheriff’s Office requires the first line supervisor to review three (3) videos of those under their command every month. The data is then recorded and maintained at the shift level for the administrators to review.

Incidents

Between January 2, 2021, and December 29, 2021, Kane County Sheriff’s Office reports eight hundred twenty-three (823) incidents leading to one thousand nine hundred ninety-seven (1,997) offenses charged. Below is a snapshot of greatest frequency of offenses charged.

Greatest Frequency of Charges



Department Overview – Kankakee County Sheriff’s Office

Kankakee County Sheriff’s Office consists of fifty-three (53) sworn deputies, including one (1) sheriff, one (1) undersheriff, one (1) chief deputy, three (3) chiefs, two (2) lieutenants, three (3) sergeants, ten (10) corporals, and thirty-two (32) patrol officers, who utilize body worn cameras beginning October 2021.

Technical Issues

Kankakee County Sheriff’s Office reports minor technical issues, including battery life, officer error, syncing issues, and uploading challenges.

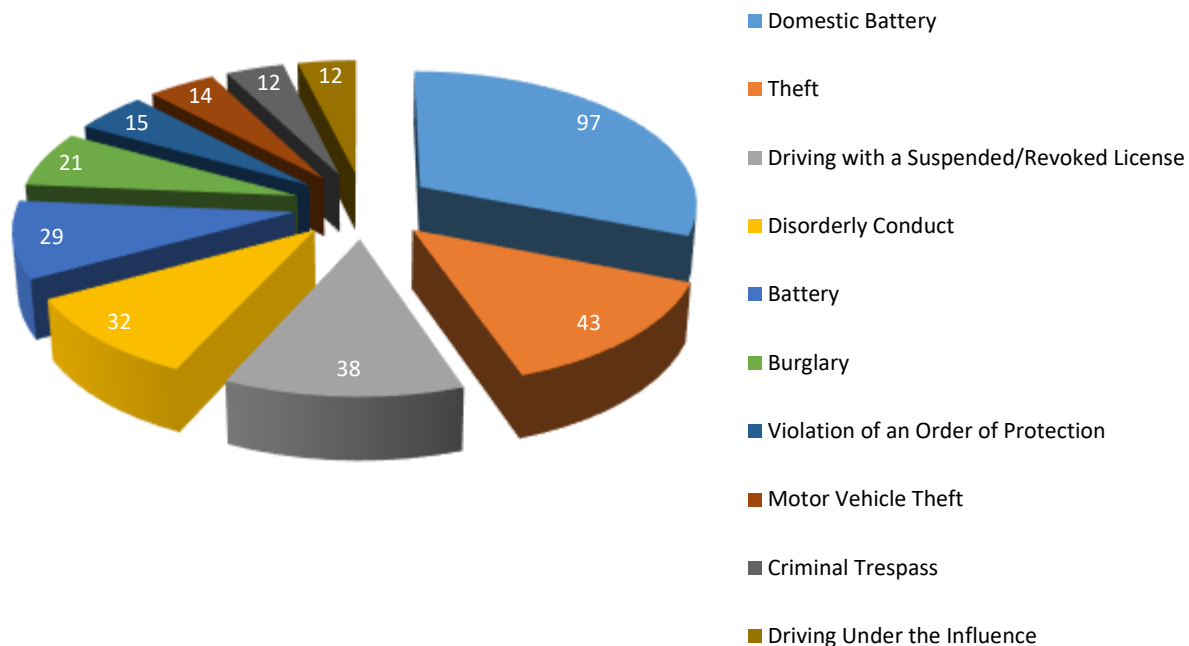
Review Process

Kankakee County Sheriff’s Office supervisors randomly review their officers’ body camera videos for policy compliance and training issues that should be addressed. Administrators have the right to review body camera videos any time they are investigating alleged misconduct or reports of meritorious conduct, or whenever such recordings would be beneficial in reviewing an officer’s performance or training exercise.

Incidents

Between October 1, 2021, and December 31, 2021, Kankakee County Sheriff’s Office reports three hundred fifty-eight (358) incidents leading to three hundred fifty-eight (358) offenses charged. Below is a snapshot of greatest frequency of offenses charged.

Greatest Frequency of Charges



Department Overview – Kewanee Police Department

Kewanee Police Department's report does not provide department or body worn camera information.

Technical Issues

Kewanee Police Department reports zero (0) technical issues.

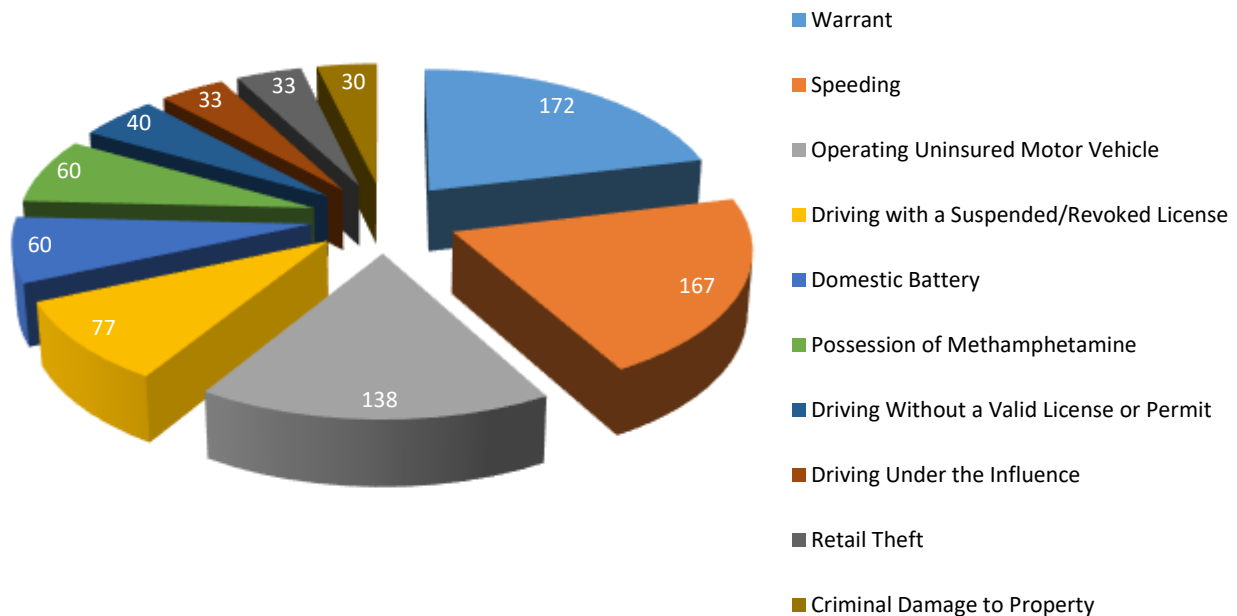
Review Process

Kewanee Police Department's report does not include a formal review process.

Incidents

Between January 3, 2021, and December 30, 2021, Kewanee Police Department reports nine hundred forty-eight (948) incidents leading to one thousand four hundred twenty-six hundred eighty-five (1,426) offenses charged. Below is a snapshot of greatest frequency of offenses charged.

Greatest Frequency of Charges



Department Overview – Kincaid Police Department

Kincaid Police Department consists of four (4) officers who utilize four (4) body worn cameras.

Technical Issues

Kincaid Police Department reports zero (0) technical issues.

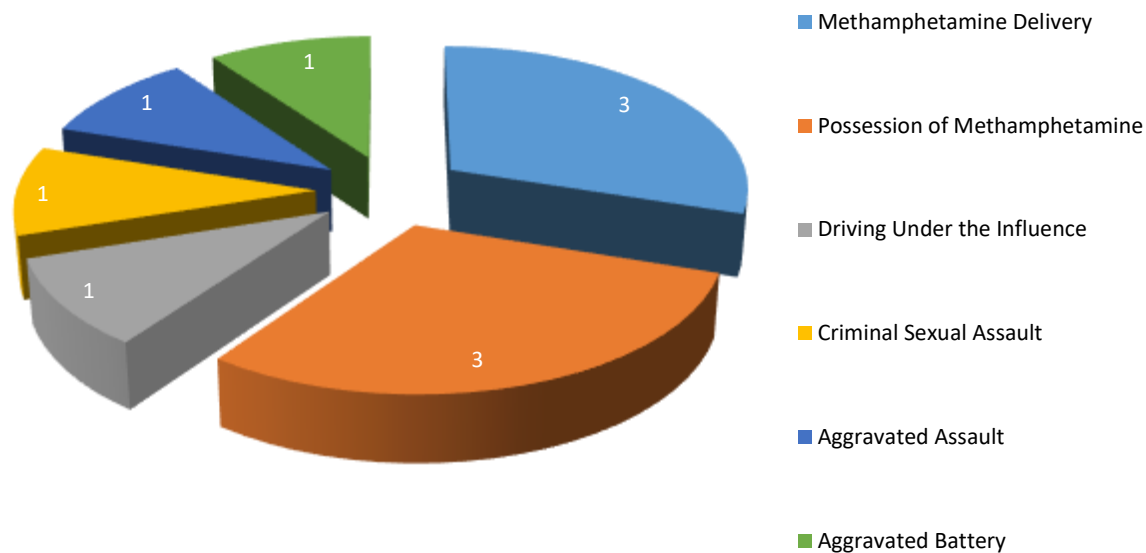
Review Process

Kincaid Police Department's report does not include a formal review process.

Incidents

Between June 19, 2021, and December 27, 2021, Kincaid Police Department reports ten (10) incidents leading to ten (10) offenses charged. Below is a snapshot of greatest frequency of offenses charged.

Greatest Frequency of Charges



Department Overview – Lake Villa Police Department

Lake Villa Police Department consists of sixteen (16) full-time officers and seven (7) part-time officers who utilize twenty-seven (27) body worn cameras. All patrol personnel wear body worn cameras while on duty and the cameras are activated during police/citizen contacts.

Technical Issues

Lake Villa Police Department reports issues with syncing to the in-car system, battery drain or charging issues, software issues, and broken/cracked LED screens.

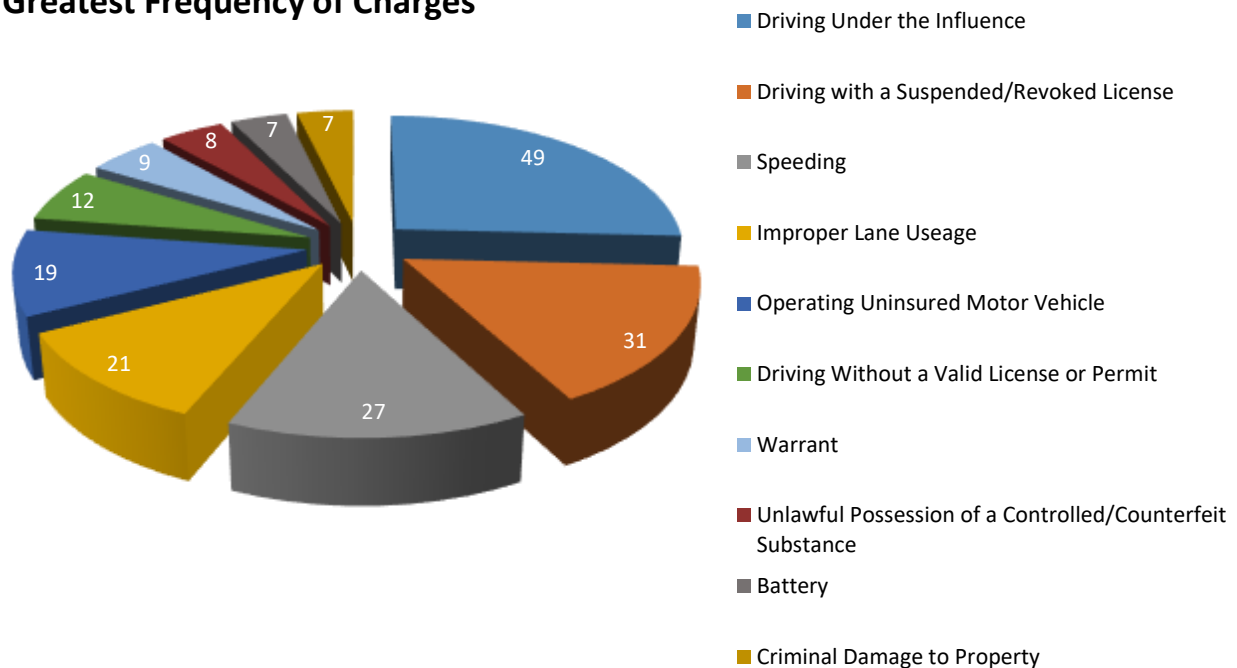
Review Process

Lake Villa Police Department supervisors randomly review at least one (1) body worn camera video per officer per month. Footage is reviewed for oversight or any concerns.

Incidents

Between January 1, 2021, and December 31, 2021, Lake Villa Police Department reports one hundred forty-eight (148) incidents leading to two hundred eighty-five (285) offenses charged. Below is a snapshot of greatest frequency of offenses charged.

Greatest Frequency of Charges



Department Overview – Lincoln Land Community College Police Department

Lincoln Land Community College Police Department consists of twelve (12) officers who utilize twelve (12) body worn cameras.

Technical Issues

Lincoln Land Community College Police Department reports zero (0) technical issues.

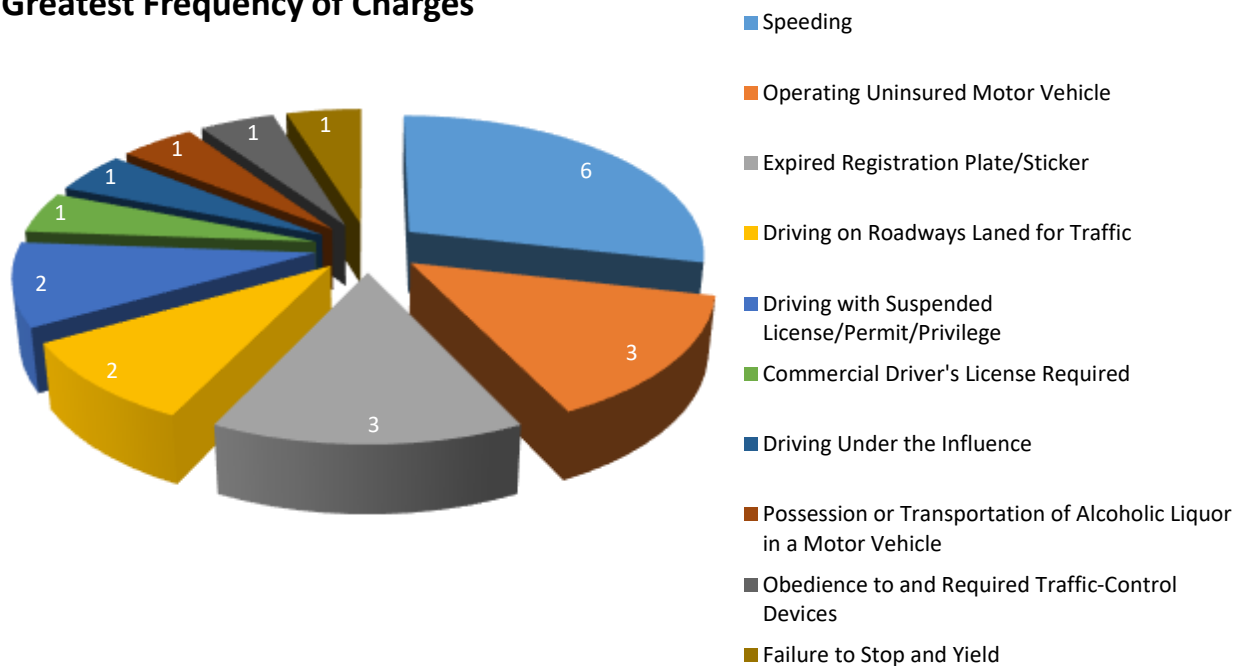
Review Process

Lincoln Land Community College Police Department supervisors review footage weekly, or on an as needed basis.

Incidents

Between January 16, 2021, and November 24, 2021, Lincoln Land Community College Police Department reports twenty-one (21) incidents leading to twenty-one (21) offenses charged. Below is a snapshot of greatest frequency of offenses charged.

Greatest Frequency of Charges



Department Overview – Lombard Police Department

Lombard Police Department consists of sixty-six (66) sworn officers and four (4) civilians who utilize Axon 3 body worn cameras.

Technical Issues

Lombard Police Department reports minimal technical issues, with the only replacements having been due to damage.

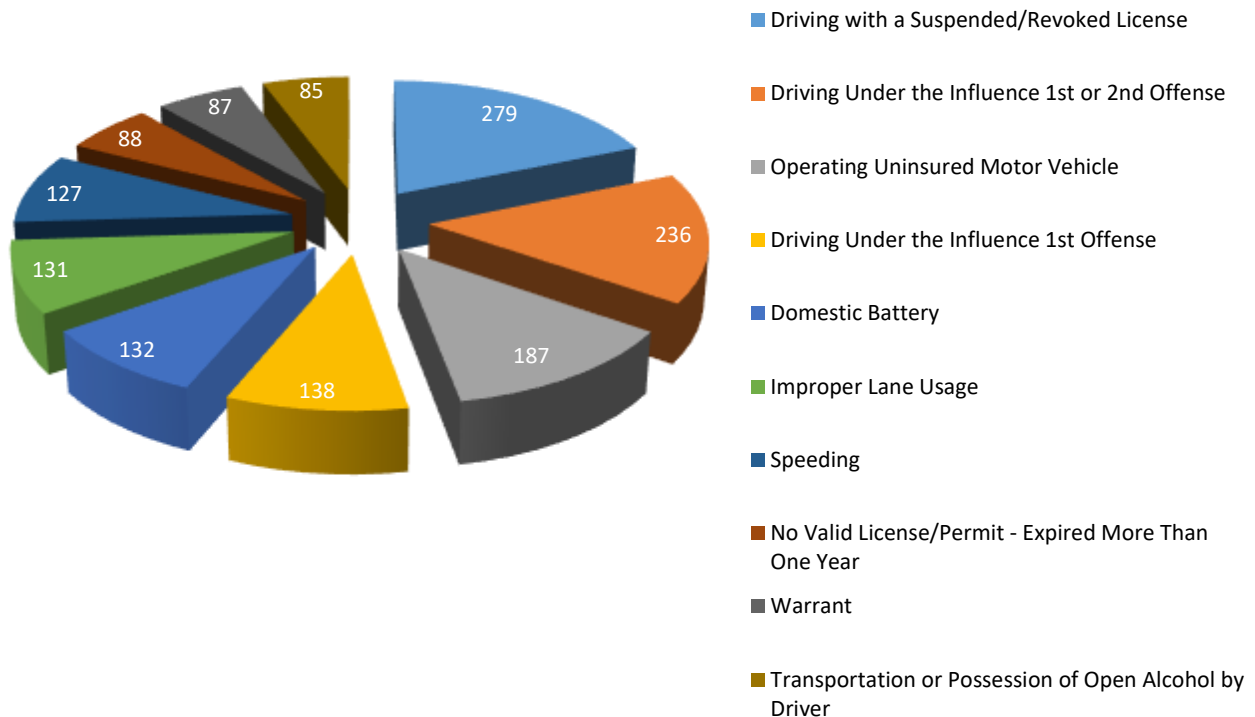
Review Process

Lombard Police Department shift supervisors review all videos related to use of force and vehicle pursuits. Shift supervisors are also required to review a minimum of three (3) random videos from each officer on their shift per year.

Incidents

Between January 1, 2021, and December 31, 2021, Lombard Police Department reports one thousand two hundred sixty-five (1,265) incidents leading to two thousand nine hundred sixty-seven (2,967) offenses charged. Below is a snapshot of greatest frequency of offenses charged.

Greatest Frequency of Charges



Department Overview – Loyola University Chicago Department of Campus Safety

Loyola University Chicago Department of Campus Safety utilizes thirty-six (36) body worn cameras for sworn officers.

Technical Issues

Loyola University Chicago Department of Campus Safety reports operational problems such as cameras not turning on properly or consistently, defective docking stations, and batteries not holding a charge.

Review Process

Loyola University Chicago Department of Campus Safety supervisors ensure officers are equipped with officer-worn body cameras and utilize them in accordance with department policies and training. At least on a monthly basis, each department lieutenant randomly reviews three recordings of law enforcement-related encounters or activities pertaining to officers under the lieutenant's purview in order to ensure that equipment is operating properly, that officers are using the cameras appropriately and in accordance with department policies and training, and to identify any areas in which additional training or guidance may be required.

Incidents

Between June 12, 2021, and December 4, 2021, Loyola University Chicago Department of Campus Safety reports three (3) incidents leading to three (3) offenses charged, which include one (1) Driving Under the Influence, one (1) Domestic Battery, and one (1) Battery offense.

Department Overview – Manteno Police Department

Manteno Police Department consists of twenty (20) sworn personnel, which includes one (1) chief of police, one (1) lieutenant, three (3) shift sergeants, one (1) detective, one (1) school resource officer, eleven (11) patrol officers, and one (1) auxiliary officer, who utilize fifteen (15) body worn cameras.

Technical Issues

Manteno Police Department reports short battery life, slow upload times to the server, and user error issues.

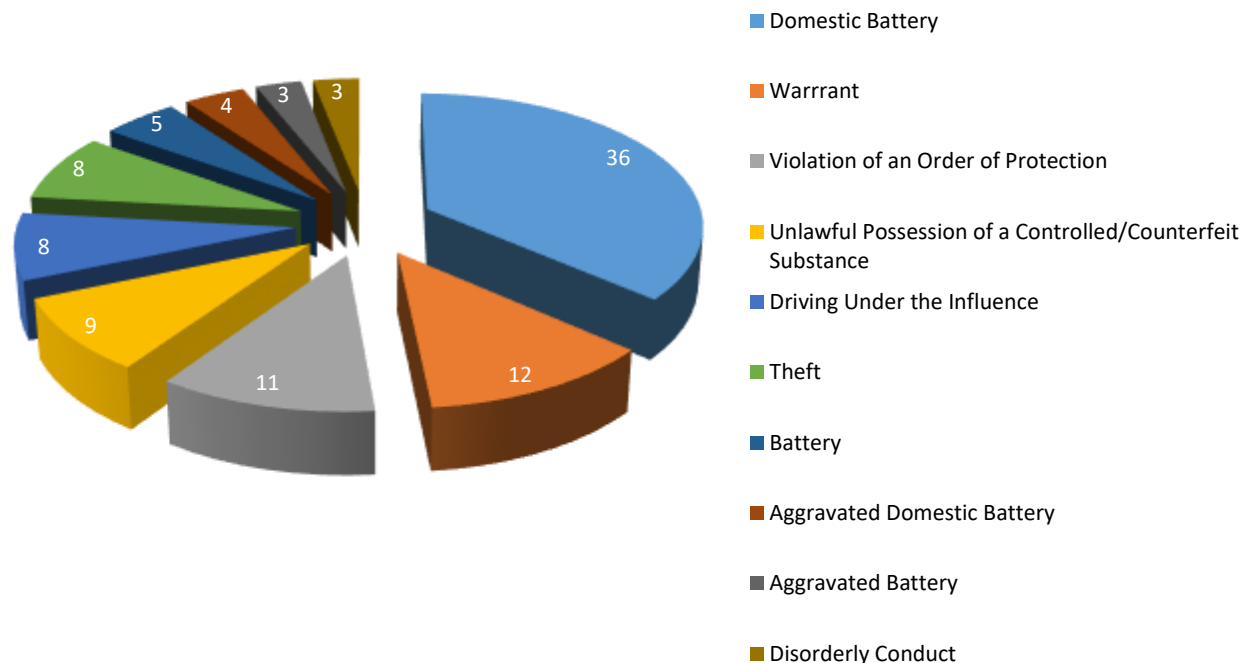
Review Process

Manteno Police Department shift supervisors and administrators review body worn camera footage for the creation of case files for video evidence obtained, to investigate alleged misconduct or reports of meritorious conduct, or in performance review.

Incidents

Between January 1, 2021, and December 29, 2021, Manteno Police Department reports one hundred twenty-four (124) incidents leading to one hundred forty-two (142) offenses charged. Below is a snapshot of greatest frequency of offenses charged.

Greatest Frequency of Charges



Department Overview – Mascoutah Police Department

Mascoutah Police Department’s report does not provide department or body worn camera information.

Technical Issues

Mascoutah Police Department reports zero (0) technical issues.

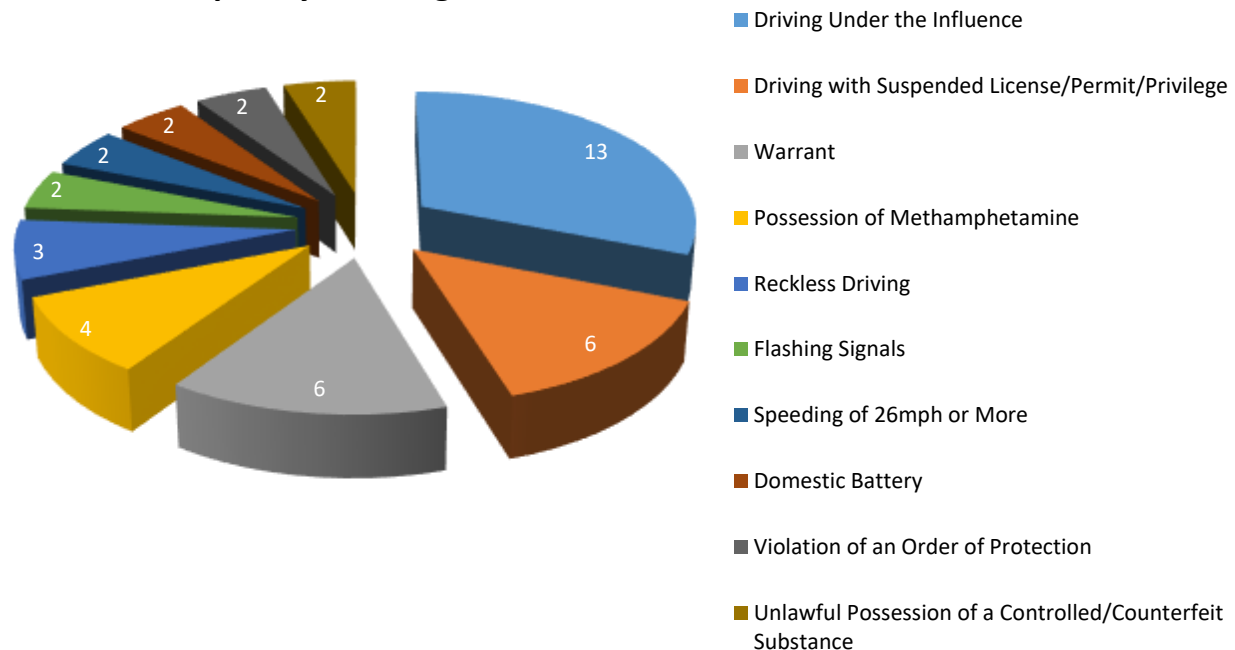
Review Process

Mascoutah Police Department’s report does not include a formal review process.

Incidents

Between January 10, 2021, and December 28, 2021, Mascoutah Police Department reports forty (40) incidents leading to fifty-eight (58) offenses charged. Below is a snapshot of greatest frequency of offenses charged.

Greatest Frequency of Charges



Department Overview – Matteson Police Department

Matteson Police Department’s report does not provide department or body worn camera information.

Technical Issues

Matteson Police Department reports zero (0) technical issues.

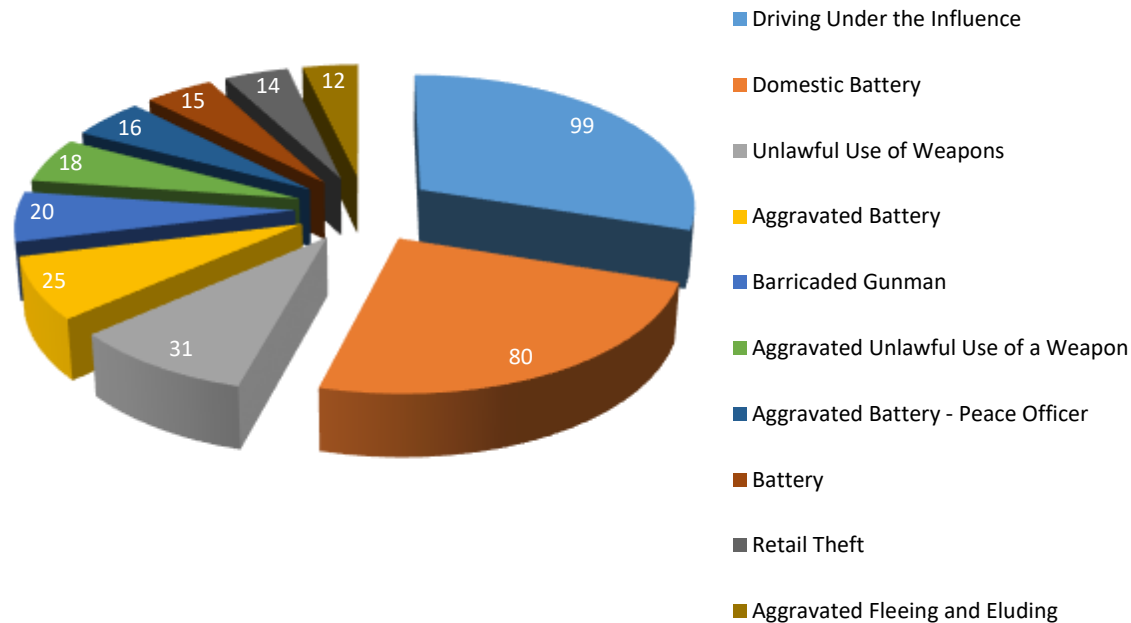
Review Process

Matteson Police Department’s report does not include a formal review process.

Incidents

Between January 1, 2021, and December 31, 2021, Matteson Police Department reports three thousand four hundred twenty-seven (3,427) incidents leading to five hundred forty-six (546) offenses charged. Below is a snapshot of greatest frequency of offenses charged.

Greatest Frequency of Charges



Department Overview – Mattoon Police Department

Mattoon Police Department consists of thirty-eight (38) full-time officers, which includes one (1) chief of police, one (1) deputy chief, four (4) detectives, two (2) school resource officers, two (2) K-9 officers, one (1) drug task force agent, five (5) captains, five (5) lieutenants, and five (5) sergeants. The Mattoon Police Department has four (4) officers that are part of a multi-jurisdictional tactical response team and four (4) members of their own CSI Team. The Department utilizes thirty-eight (38) body worn cameras.

Technical Issues

Mattoon Police Department reports short battery life issues. The issues were reported to the Mattoon IT department, and all issues were remedied by way of Mattoon IT coordinating efforts with the vendor (Mobile-Vision).

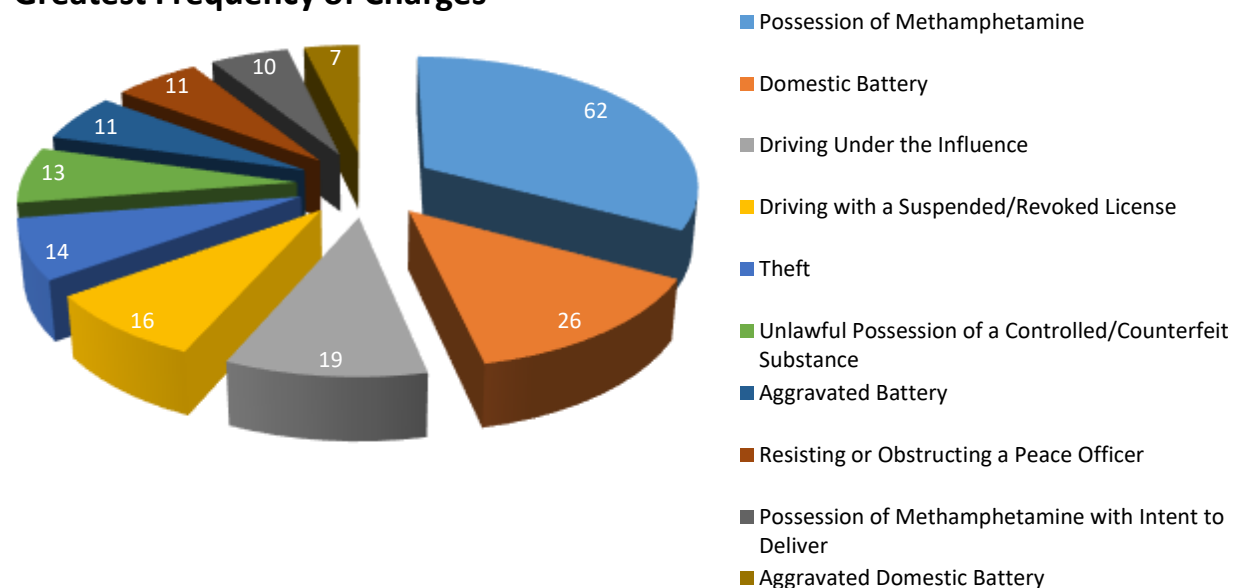
Review Process

Mattoon Police Department supervisors are authorized to review relevant recordings any time they are investigating alleged misconduct or reports of meritorious conduct, or whenever such recordings would be beneficial in reviewing the member's performance. Supervisors review that officers are properly saving/marking saved video correctly to ensure video is saved for the appropriate amount of time per state statute. Mattoon Police Department supervisors review maintenance issues of all body worn cameras, and make certain to have any issues officers experience addressed.

Incidents

Between January 6, 2021, and December 31, 2021, Mattoon Police Department reports two hundred twenty-three (223) incidents leading to two hundred ninety-five (295) offenses charged. Below is a snapshot of greatest frequency of offenses charged.

Greatest Frequency of Charges



Department Overview – Mercer County Sheriff’s Office

Mercer County Sheriff’s Office consists of fourteen (14) full-time and two (2) part-time officers who utilize sixteen (16) body worn cameras.

Technical Issues

Mercer County Sheriff’s Office reports zero (0) technical issues. The Sheriff’s Office did have to grow their server storage to allow for the large volume of video generated by their officers.

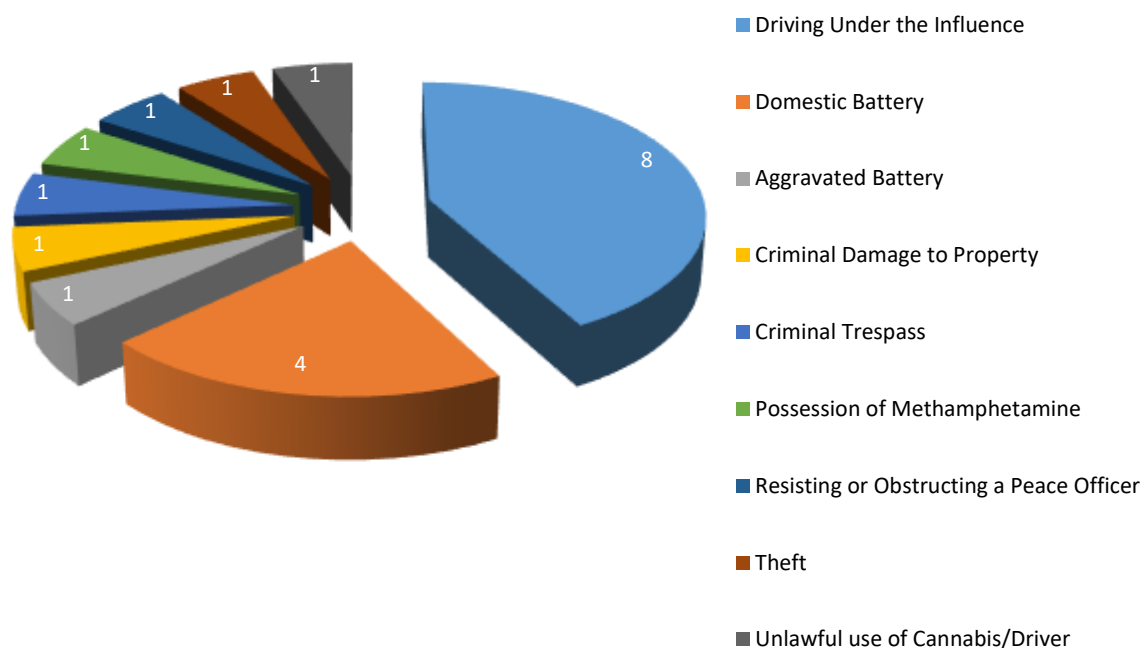
Review Process

Mercer County Sheriff’s Office’s Sergeant and Chief Deputy periodically review videos to make sure the videos are coded properly for retention.

Incidents

Between January 16, 2021, and December 18, 2021, Mercer County Sheriff’s Office reports nineteen (19) incidents leading to nineteen (19) offenses charged. Below is a snapshot of greatest frequency of offenses charged.

Greatest Frequency of Charges



Department Overview – Metra Police Department

Metra Police Department consists of one hundred seven (107) active-duty officers who utilize body worn cameras.

Technical Issues

Metra Police Department reports zero (0) technical issues.

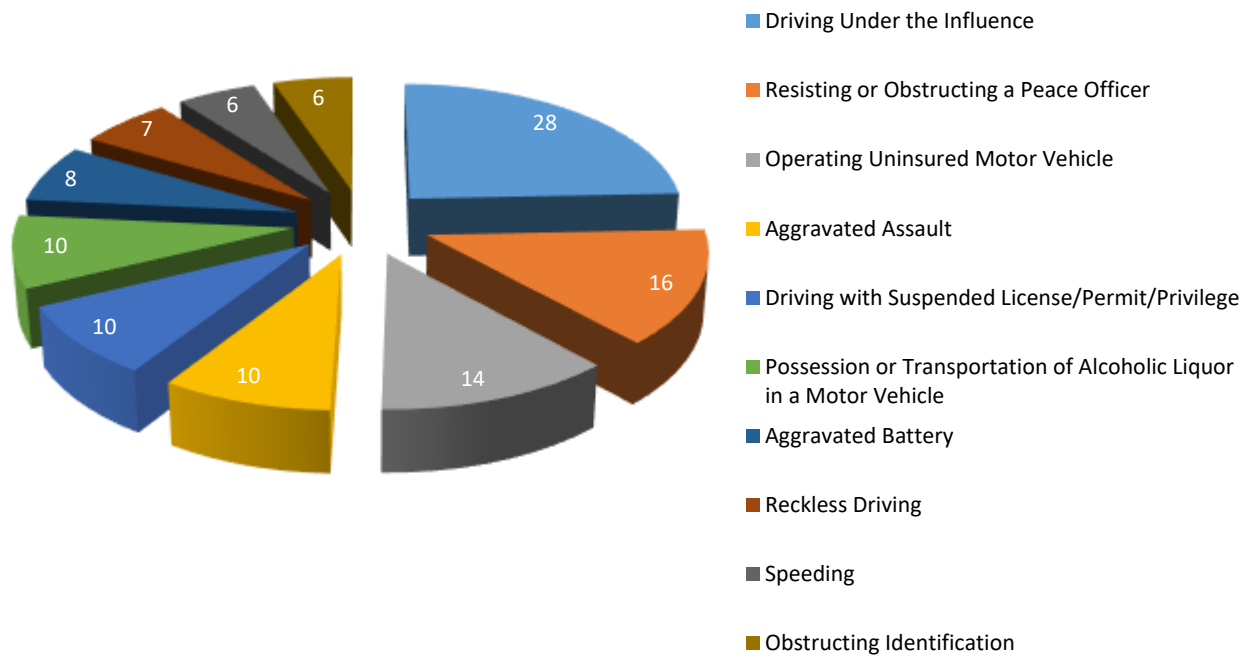
Review Process

Metra Police Department's Police Digital Services Manager reviews footage daily in compliance with the Body Worn Camera Act.

Incidents

Between January 1, 2021, and December 31, 2021, Metra Police Department reports one hundred twenty (120) incidents leading to two hundred fifty (250) offenses charged. Below is a snapshot of greatest frequency of offenses charged.

Greatest Frequency of Charges



Department Overview – Millstadt Police Department

Millstadt Police Department's report does not provide department or body worn camera information.

Technical Issues

Millstadt Police Department reports zero (0) technical issues.

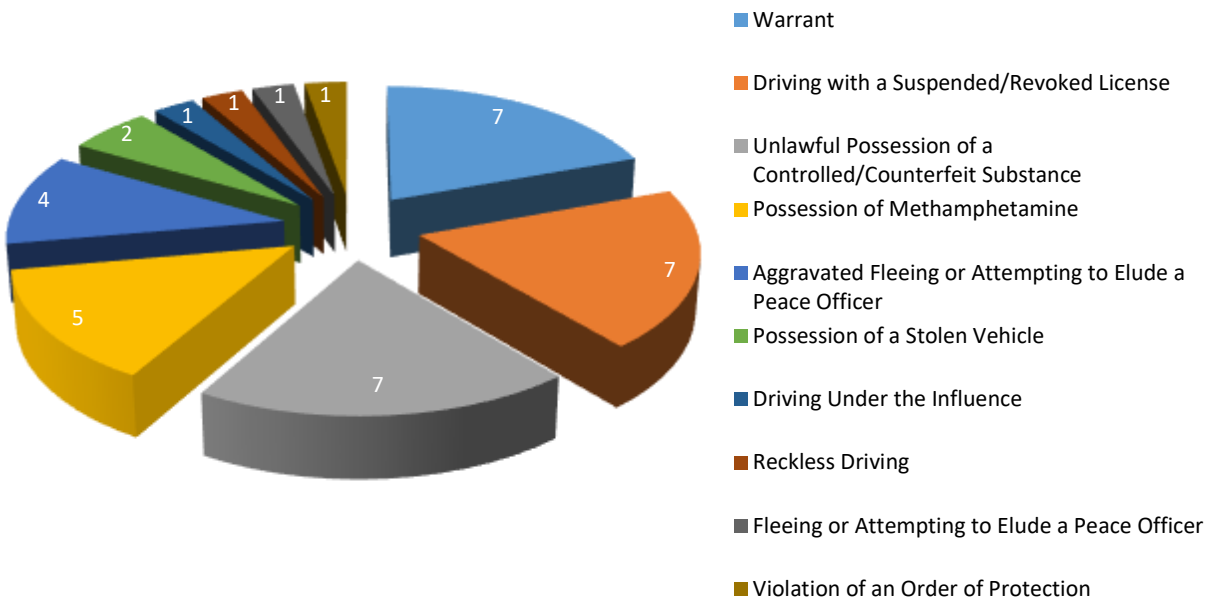
Review Process

Millstadt Police Department's report does not include a formal review process.

Incidents

Between January 16, 2021, and December 19, 2021, Millstadt Police Department reports forty (40) incidents leading to forty (40) offenses charged. Below is a snapshot of greatest frequency of offenses charged.

Greatest Frequency of Charges



Department Overview – Moline Police Department

Moline Police Department utilizes eighty-two (82) body worn cameras. The report does not provide department information.

Technical Issues

Moline Police Department reports issues including inability to upload videos, inability to connect to the internet, inability to connect to in-car camera, and failure to recharge the camera battery.

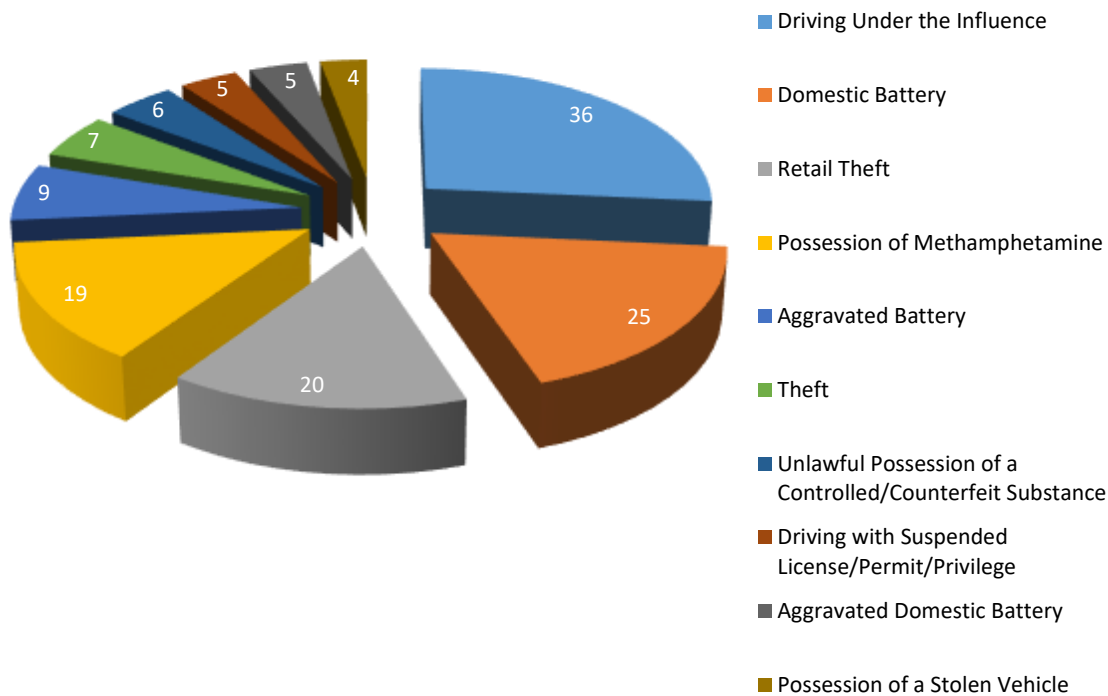
Review Process

Moline Police Department supervisors review one (1) recorded video for each officer assigned to their shift to ensure the body worn camera is being utilized. Once the recorded video has been reviewed, the supervisor documents the review in the notes section provided by Evidence.com.

Incidents

Between January 1, 2021, and December 31, 2021, Moline Police Department reports two hundred thirty-four (234) incidents leading to two hundred fifteen (215) offenses charged. Below is a snapshot of greatest frequency of offenses charged.

Greatest Frequency of Charges



Department Overview – Montgomery Police Department

Montgomery Police Department consists of thirty-two (32) full-time officers and four (4) part-time officers who utilize thirty-six (36) body worn cameras.

Technical Issues

Montgomery Police Department reports very minor issues with the operation, transfer, and/or review of the body worn camera videos. Issues are resolved in-house or the body worn cameras are sent back to the manufacturer for repairs.

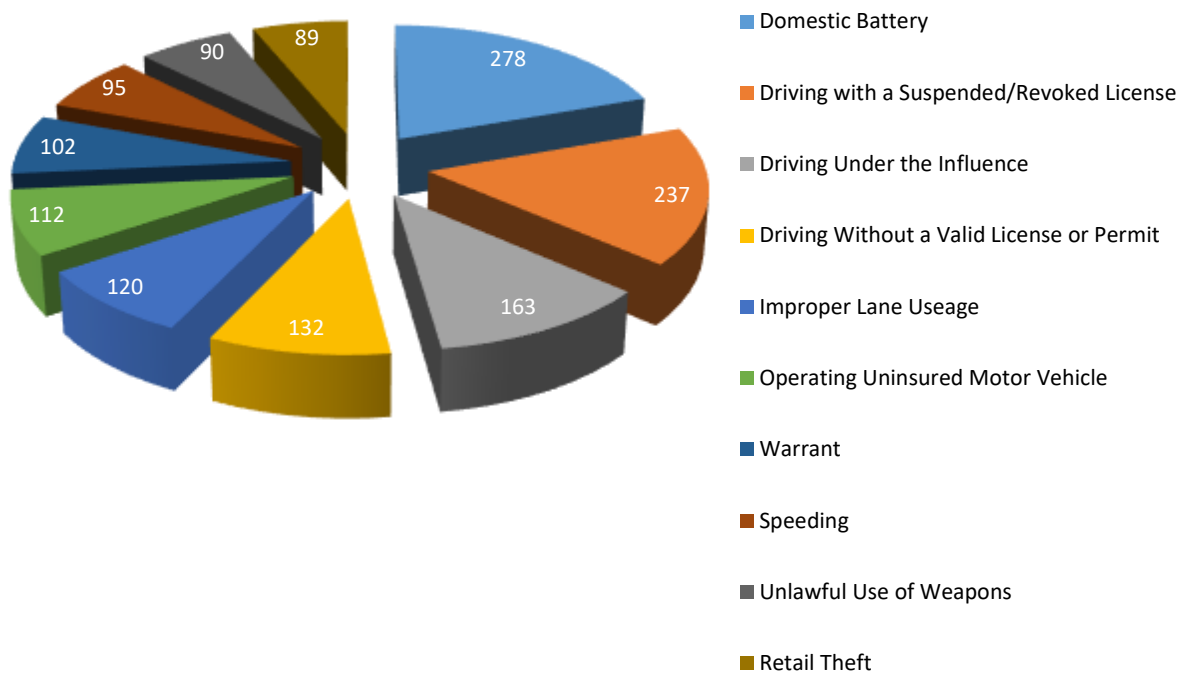
Review Process

Montgomery Police Department designated each of the four (4) patrol sergeants to review body worn camera videos for the officers assigned to their shifts. Two (2) commanders are assigned to review body worn camera videos each month for their assigned sergeant.

Incidents

Between January 1, 2021, and December 31, 2021, Montgomery Police Department reports two thousand nine hundred fifty-nine (2,959) incidents leading to two thousand nine hundred fifty-nine (2,959) offenses charged. Below is a snapshot of greatest frequency of offenses charged.

Greatest Frequency of Charges



Department Overview – Monticello Police Department

Monticello Police Department consists of seven (7) full-time officers and six (6) part-time officers who utilize nine (9) body worn cameras. The department implemented its body worn camera program on August 1, 2021.

Technical Issues

Monticello Police Department reports very minor technical issues with the operation of the body worn cameras; training with the officers on the use of the body worn cameras resolves the issues.

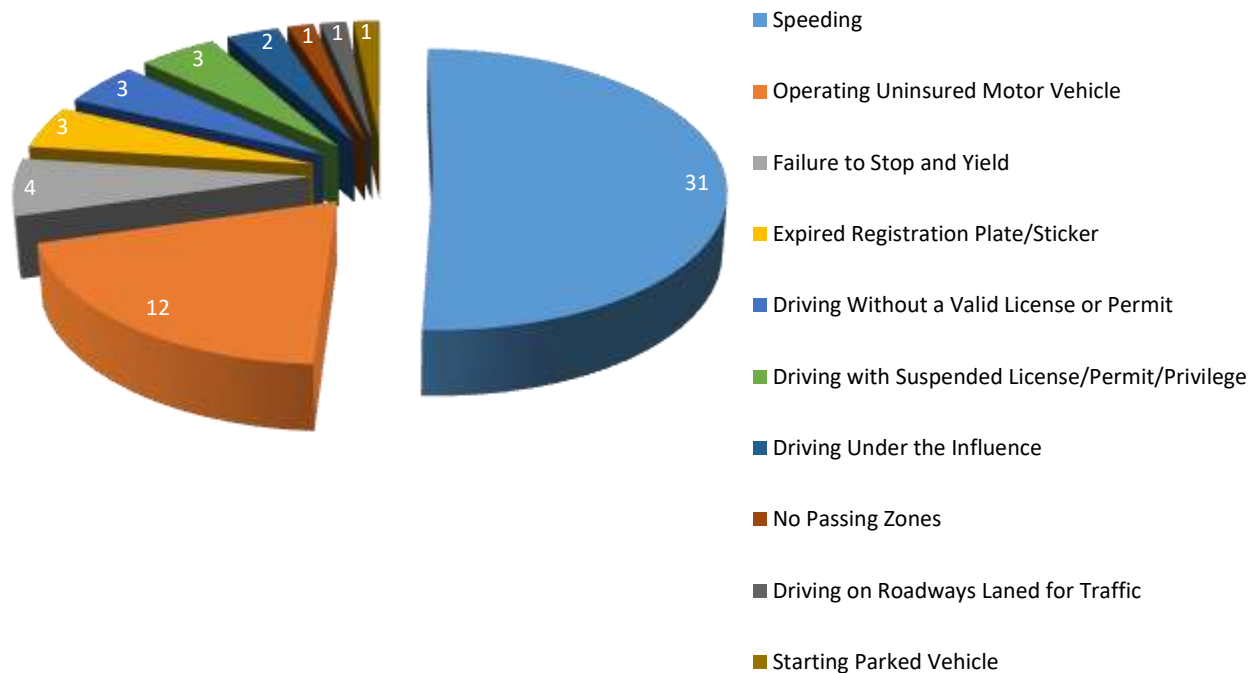
Review Process

Monticello Police Department supervisors review videos when there is an issue/complaint, and periodically to confirm compliance to camera use by the officer.

Incidents

Between August 11, 2021, and December 28, 2021, Monticello Police Department reports seventy-one (71) incidents leading to sixty-three (63) offenses charged. Below is a snapshot of greatest frequency of offenses charged.

Greatest Frequency of Charges



Department Overview – Morris Police Department

Morris Police Department consists of twenty-seven (27) full-time officers, seven (7) part-time officers, four (4) full-time non-sworn support personnel, and one (1) part-time non-sworn support personnel. In 2021, twenty-one (21) patrol officers and three (3) detectives utilized twenty-four (24) body worn cameras. Command staff and part-time officers do not utilize body worn cameras.

Technical Issues

Morris Police Department reports a single technical issue with a body worn camera this year. The camera was damaged in an altercation with a subject and was later replaced by Axon.

In 2021, under the Axon Technical Assurance Plan, all cameras and docks were replaced. The department also purchased an additional dock due to an anticipated increase in staffing in 2022.

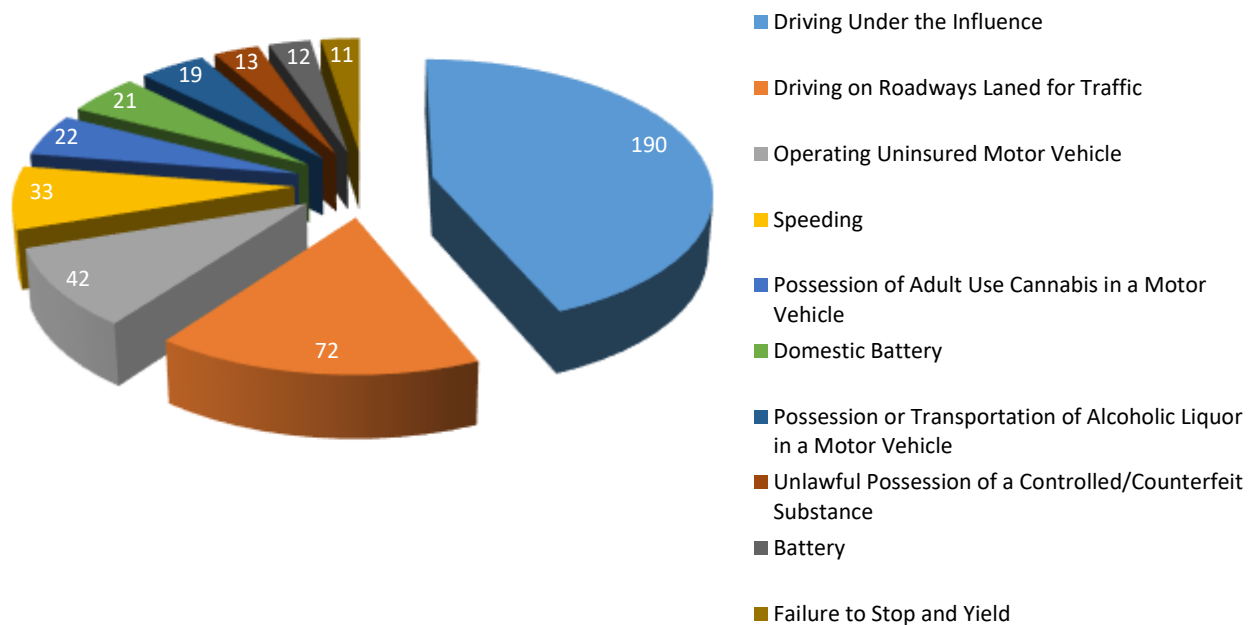
Review Process

Morris Police Department officers upload and categorize their videos daily. The officers and supervisors are sent a weekly report listing videos that have not been categorized.

Incidents

Between January 1, 2021, and December 27, 2021, Morris Police Department reports four hundred sixty-five (465) incidents leading to nine hundred thirty-five (935) offenses charged. Below is a snapshot of greatest frequency of offenses charged.

Greatest Frequency of Charges



Department Overview – Mount Prospect Police Department

Mount Prospect Police Department consists of eighty-three (83) sworn officers who utilize body worn cameras. Each sworn member of the department is issued their own WatchGuard V300 body worn camera, a battery, and a mounting plate to be worn.

Technical Issues

Mount Prospect Police Department reports syncing/uploading and bulged battery issues.

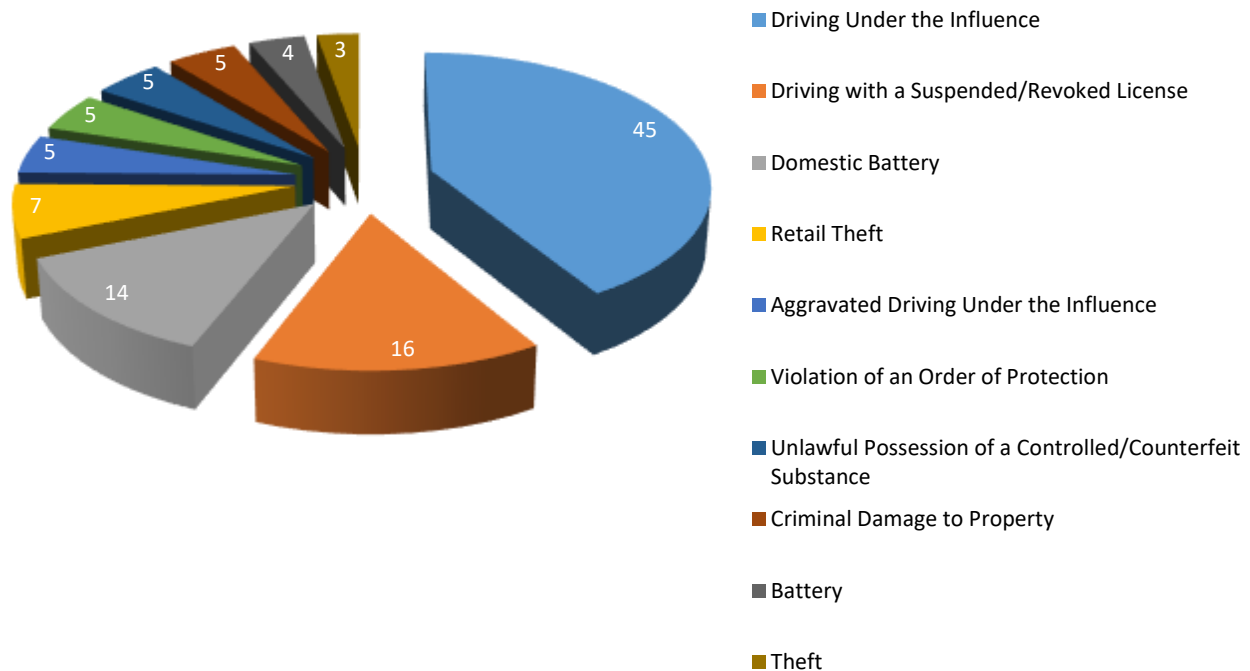
Review Process

Mount Prospect Police Department supervisors document monthly required reviews of body worn cameras for their assigned personnel. Supervisory personnel are required at minimum to review one (1) body worn camera video for each of their assigned personnel monthly and address any issues noted during the review with the officer in question.

Incidents

Between March 3, 2021, and December 24, 2021, Mount Prospect Police Department reports one hundred fifty-seven (157) incidents leading to one hundred forty-nine (149) offenses charged. Below is a snapshot of greatest frequency of offenses charged.

Greatest Frequency of Charges



Department Overview – Mundelein Police Department

Mundelein Police Department consists of forty-four (44) police officers and three (3) community service officers who utilize body worn cameras.

Technical Issues

Mundelein Police Department reports issues with a camera recording blurry videos and a cracked screen from normal wear and tear.

Review Process

Mundelein Police Department supervisors:

- Ensure officers utilize body worn cameras in accordance to policy and training;
- Review footage in their investigative scope, conduct further investigation they deem appropriate, and forward the information via the chain of command;
- Randomly review and document at least one (1) body worn camera recording quarterly for each officer they supervise to ensure equipment operates;
- Review body worn camera footage for administrative review of use of force incidents;
- Identify areas for training or guidance;
- Do not use footage to prepare performance evaluations unless used for commending exemplary performance or correcting substandard performance; and
- Do not review footage for disciplinary purposes.

Supervisors review footage to determine possible discipline when:

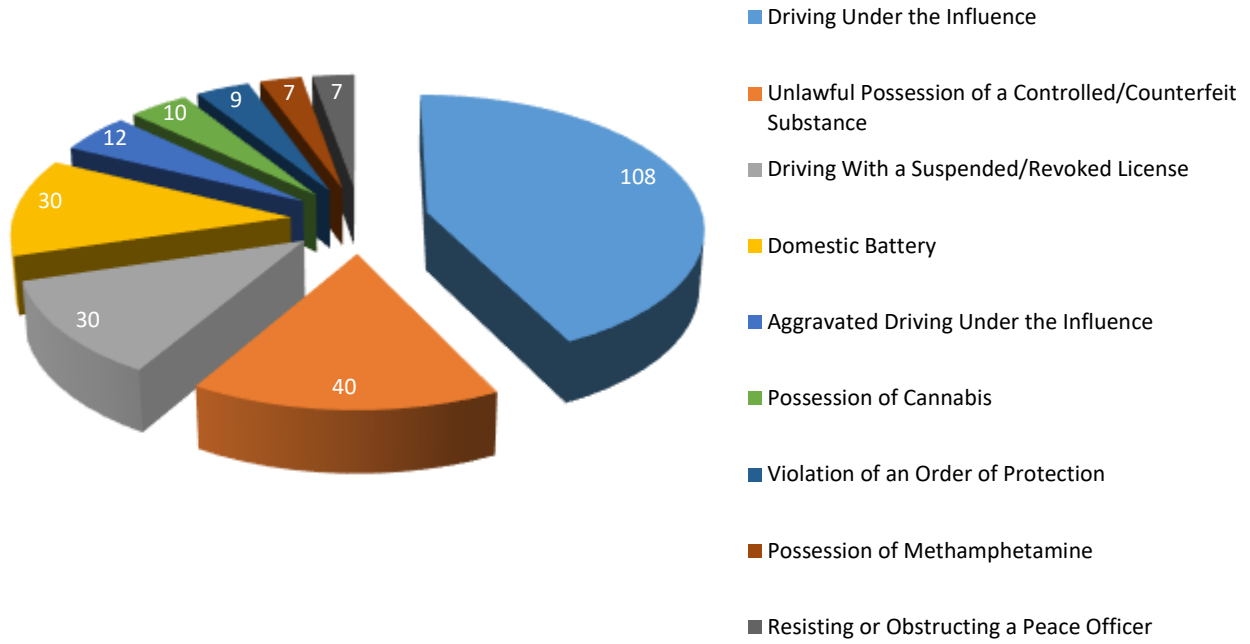
- A citizen files a complaint of misconduct;
- An officer uses unauthorized or incorrect use of force;
- The encounter may result in a formal investigation under the Uniform Peace Officer's Act; or
- As corroboration of misconduct.

Incidents

Between January 1, 2021, and December 26, 2021, Mundelein Police Department reports three hundred sixty-four (364) incidents leading to three hundred seventy-four (374) offenses charged. On the following page is a snapshot of greatest frequency of offenses charged.

Department Overview – Mundelein Police Department, Continued

Greatest Frequency of Charges



Department Overview – New Lenox Police Department

New Lenox Police Department consists of thirty-seven (37) officers who utilize thirty-four (34) body worn cameras.

Technical Issues

New Lenox Police Department reports user error and charging cable/charging port issues.

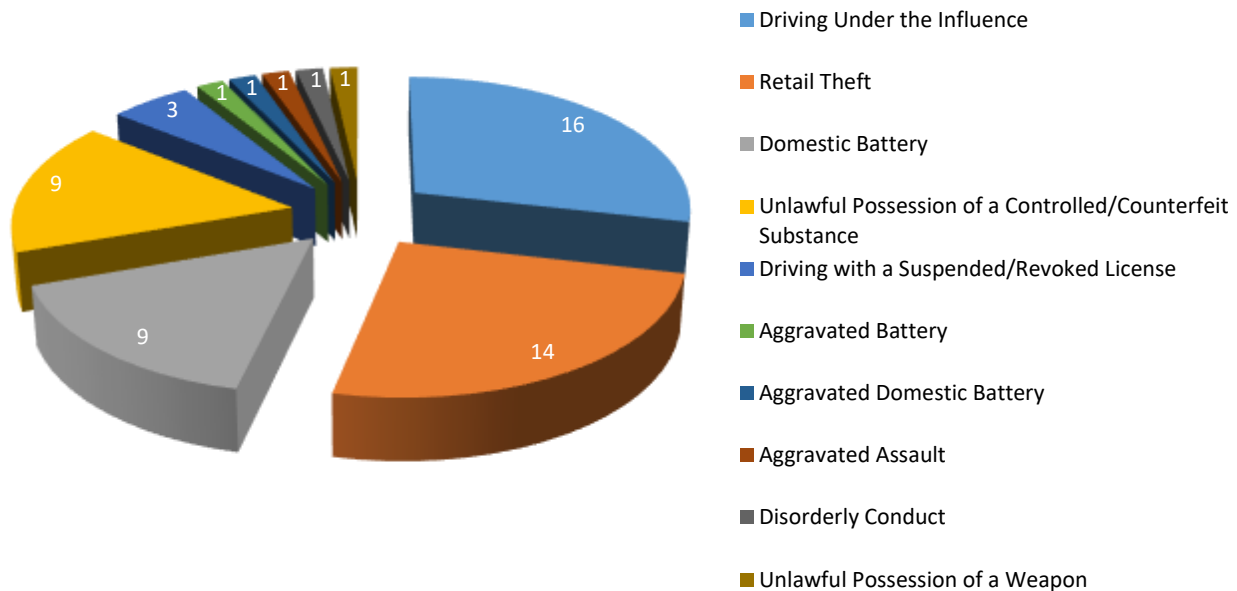
Review Process

New Lenox Police Department shift supervisors and administrators have the right to review body camera videos any time they are investigating alleged misconduct or reports of meritorious conduct, or whenever such recordings would be beneficial in reviewing an officer's performance or training exercise. Shift supervisors conduct daily random spot checks of various officer recordings.

Incidents

Between February 1, 2021, and November 24, 2021, New Lenox Police Department reports seventy (70) incidents leading to seventy-one (71) offenses charged. Below is a snapshot of greatest frequency of offenses charged.

Greatest Frequency of Charges



Department Overview – Normal Police Department

Normal Police Department consists of seventy-six (76) full-time officers who utilize eighty-two (82) Panasonic Arbitrator MK-3 body worn cameras.

Technical Issues

Normal Police Department reports an increase in technical issues requiring repairs. Many times the body worn cameras must be sent in for repairs; as such, the department will be purchasing all new body worn cameras in 2022.

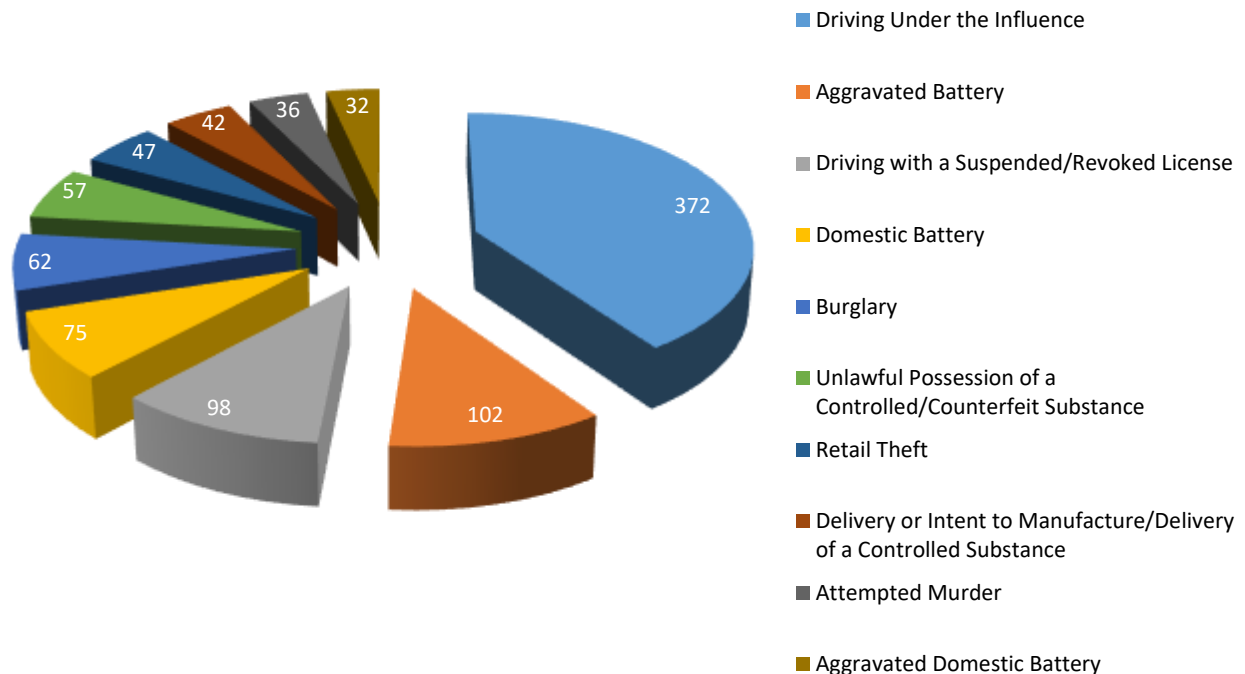
Review Process

Normal Police Department supervisors randomly review five (5) videos each month from their respective shift. A minimum of two (2) command ranks also review all reports and accompanying body worn camera footage. Supervisors approve, date, and forward reports via the chain of command.

Incidents

Between January 1, 2021, and December 31, 2021, Normal Police Department reports six hundred fifty-eight (658) incidents leading to one thousand four hundred fifty-two (1,452) offenses charged. Below is a snapshot of greatest frequency of offenses charged.

Greatest Frequency of Charges



Department Overview – Northern Illinois University Department of Police and Public Safety

Northern Illinois University Department of Police and Public Safety consists of forty-five (45) officers who utilize forty-five (45) body worn cameras.

Technical Issues

Northern Illinois University Department of Police and Public Safety reports zero (0) technical issues.

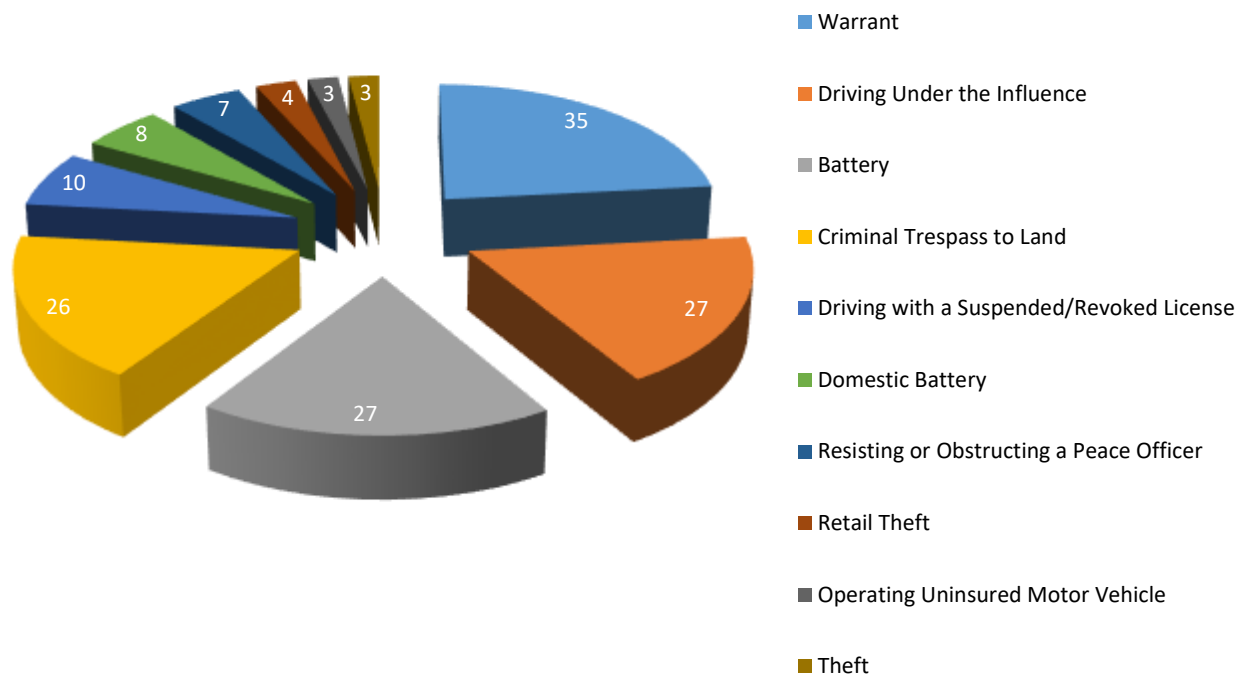
Review Process

Northern Illinois University Department of Police and Public Safety shift supervisors randomly audit a minimum of one (1) body worn camera recording made during their shift to ensure that the equipment is operating properly and that officers are using the body worn camera appropriately and in accordance with department policies and training.

Incidents

Between January 5, 2021, and December 27, 2021, Northern Illinois University Department of Police and Public Safety reports one hundred fifteen (115) incidents leading to one hundred eighty-six (186) offenses charged. Below is a snapshot of greatest frequency of offenses charged.

Greatest Frequency of Charges



Department Overview – Northlake Police Department

Northlake Police Department consists of thirty-seven (37) sworn officers who utilize thirty-four (34) body worn cameras.

Technical Issues

Northlake Police Department reports zero (0) technical issues. There were user errors reported that were addressed through training and within department policy guidelines.

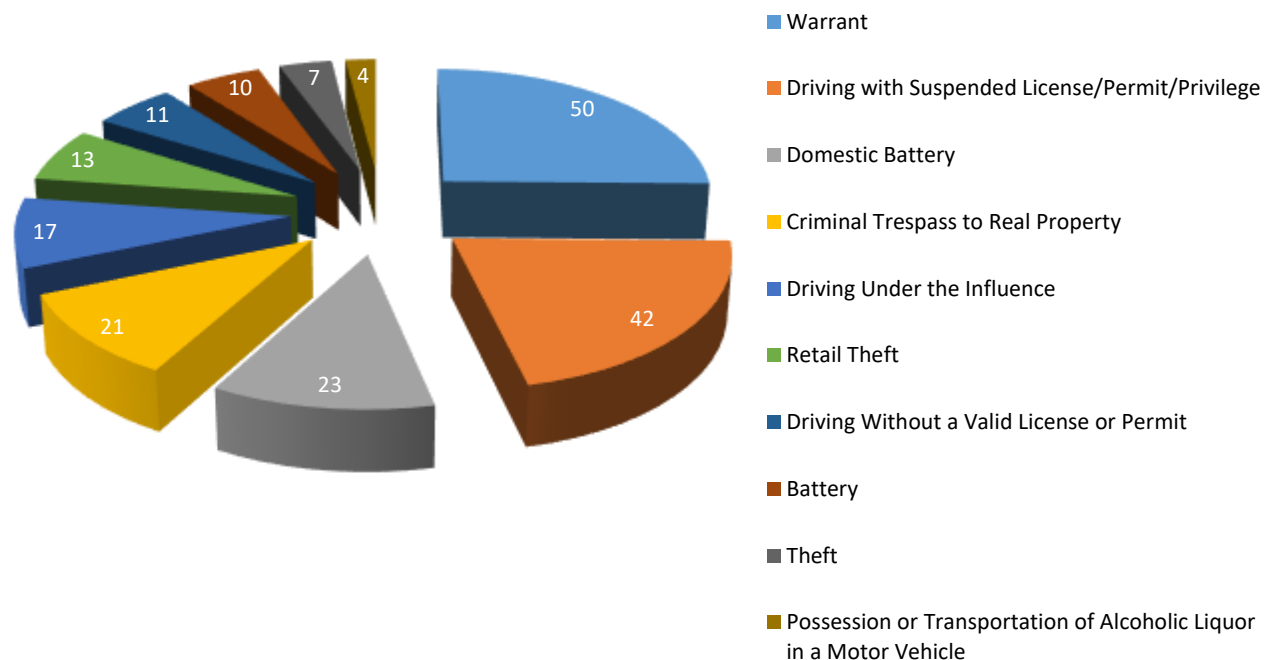
Review Process

Northlake Police Department supervisors ensure officers equipped with body worn cameras utilize them in accordance with policy and training. During critical incidents, supervisors review recordings that are incident specific for investigative purposes. Supervisors conduct random reviews of recordings not less than every thirty (30) days for each officer utilizing a body worn camera to ensure compliance with department policy and training.

Incidents

Between January 1, 2021, and December 26, 2021, Northlake Police Department reports two hundred six (206) incidents leading to two hundred fifty-six (256) offenses charged. Below is a snapshot of greatest frequency of offenses charged.

Greatest Frequency of Charges



Department Overview – O’Fallon Police Department

O’Fallon Police Department consists of forty-seven (47) sworn officers who utilize forty-seven (47) Axon 3 body worn cameras. Body cameras are issued to every officer except for two (2) officers deployed to external task forces; administration is also issued body worn cameras.

Technical Issues

O’Fallon Police Department reports one (1) minor technical issue, which was rectified by a warranty return with Axon.

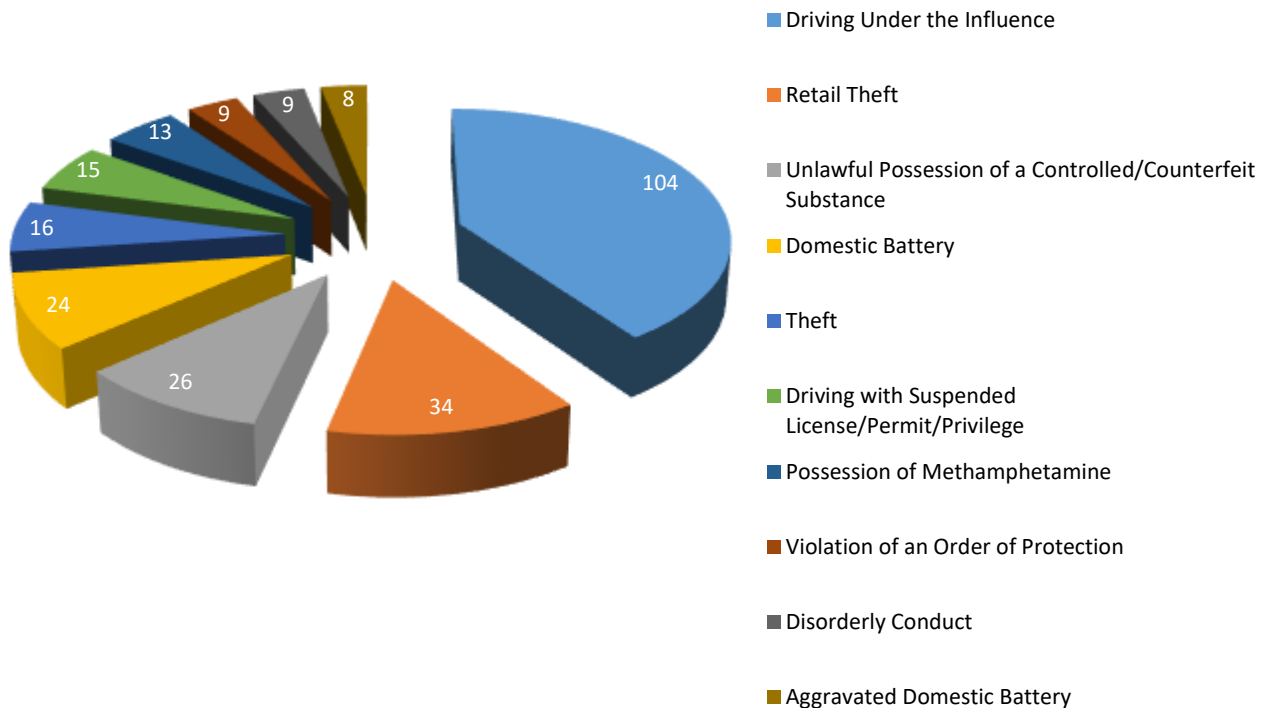
Review Process

O’Fallon Police Department supervisors conduct one (1) random review of each patrol officer each month to ensure adherence to state law and policy. Other videos are reviewed in accordance with law.

Incidents

Between January 3, 2021, and December 31, 2021, O’Fallon Police Department reports three hundred eighty-eight (388) incidents leading to three hundred eighty-eight (388) offenses charged. Below is a snapshot of greatest frequency of offenses charged.

Greatest Frequency of Charges



Department Overview – Oregon Police Department

Oregon Police Department's report does not provide department or body worn camera information.

Technical Issues

Oregon Police Department reports zero (0) technical issues.

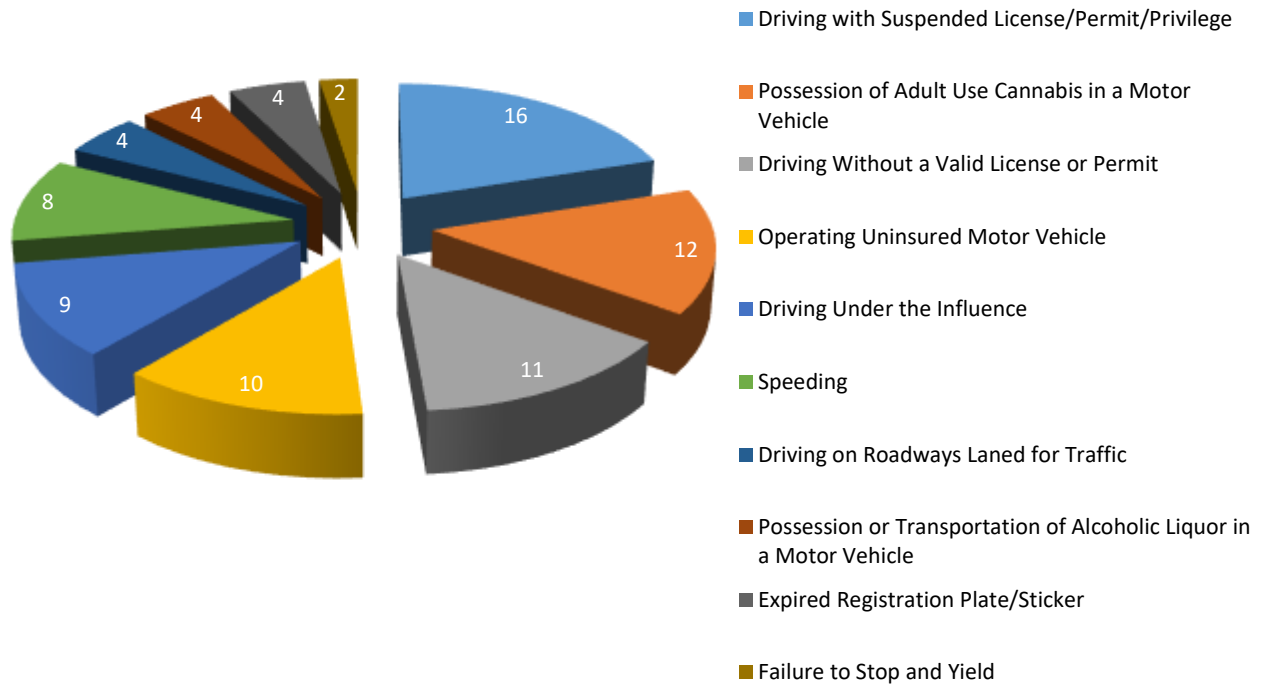
Review Process

Oregon Police Department's report does not include a formal review process.

Incidents

Between August 21, 2021, and December 18, 2021, Oregon Police Department reports fifty-nine (59) incidents leading to ninety (90) offenses charged. Below is a snapshot of greatest frequency of offenses charged.

Greatest Frequency of Charges



Department Overview – Park Ridge Police Department

Park Ridge Police Department consists of fifty-two (52) sworn officers who utilize body worn cameras. A body worn camera is assigned to each sworn officer.

Technical Issues

Park Ridge Police Department reports zero (0) technical issues.

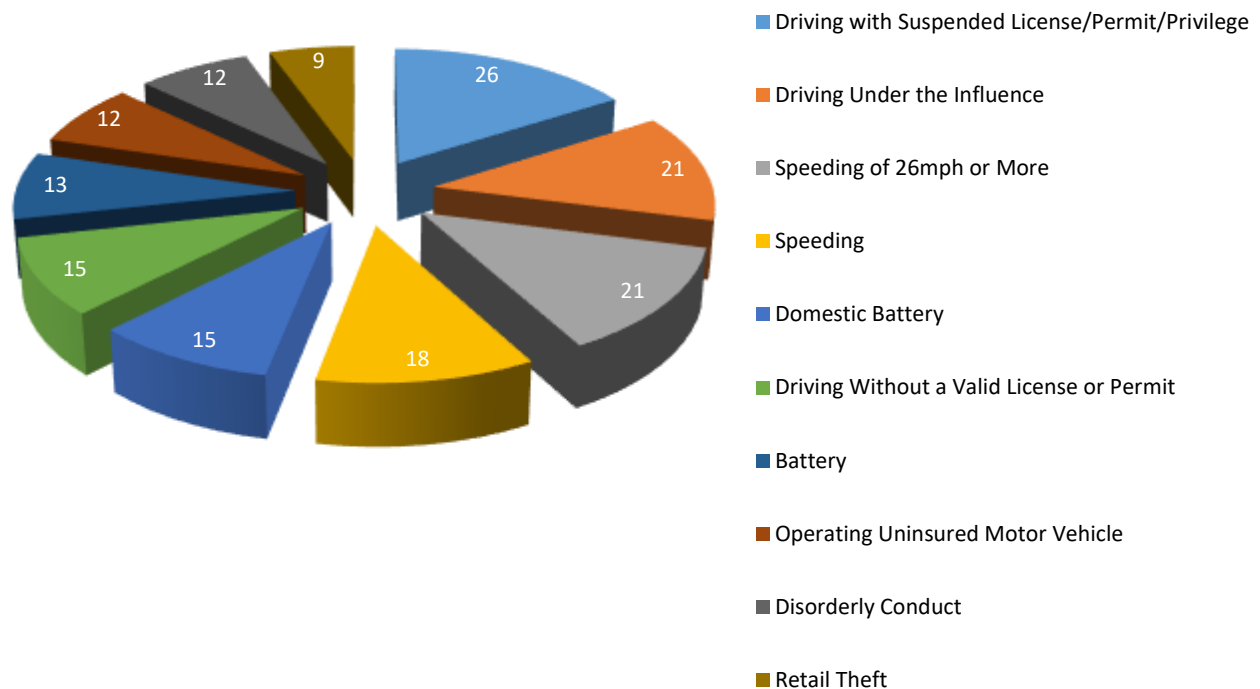
Review Process

Park Ridge Police Department supervisors randomly review ten (10) recordings each month pertaining to their area of responsibility to ensure that the equipment is operating properly and that officers are using the cameras appropriately and in accordance with department policy and training. Supervisors document their review using the BWC Supervisor Review Form, which is forwarded to the body worn camera coordinator through the chain of command.

Incidents

Between January 1, 2021, and December 30, 2021, Park Ridge Police Department reports two hundred five (205) incidents leading to two hundred sixty-one (261) offenses charged. Below is a snapshot of greatest frequency of offenses charged.

Greatest Frequency of Charges



Department Overview – Parkland College Police Department

Parkland College Police Department consists of twelve (12) sworn officers who utilize twelve (12) body worn cameras. There are fifteen (15) body worn cameras owned by the department.

Technical Issues

Parkland College Police Department reports technical issues with the body worn camera display screen and multiple instances of booting/syncing problems.

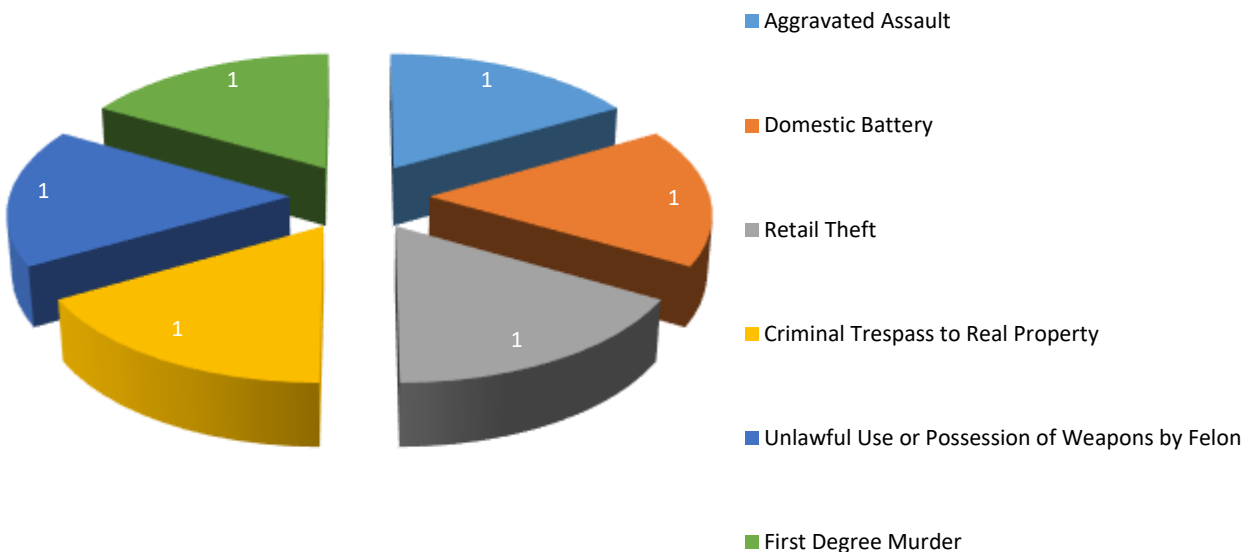
Review Process

Parkland College Police Department supervisors randomly review officer footage once per quarter to ensure that the equipment is operating properly and the devices are being used appropriately and to identify additional training or guidance needed. If a complaint is lodged against an officer where a body worn camera exists, a supervisor will immediately ensure the recording is secure. The recording is copied and given to the Chief for review.

Incidents

Between March 1, 2021, and December 16, 2021, Parkland College Police Department reports six (6) incidents leading to six (6) offenses charged. Below is a snapshot of greatest frequency of offenses charged.

Greatest Frequency of Charges



Department Overview – Paxton Police Department

Paxton Police Department's report does not provide department or body worn camera information.

Technical Issues

Paxton Police Department reports zero (0) technical issues.

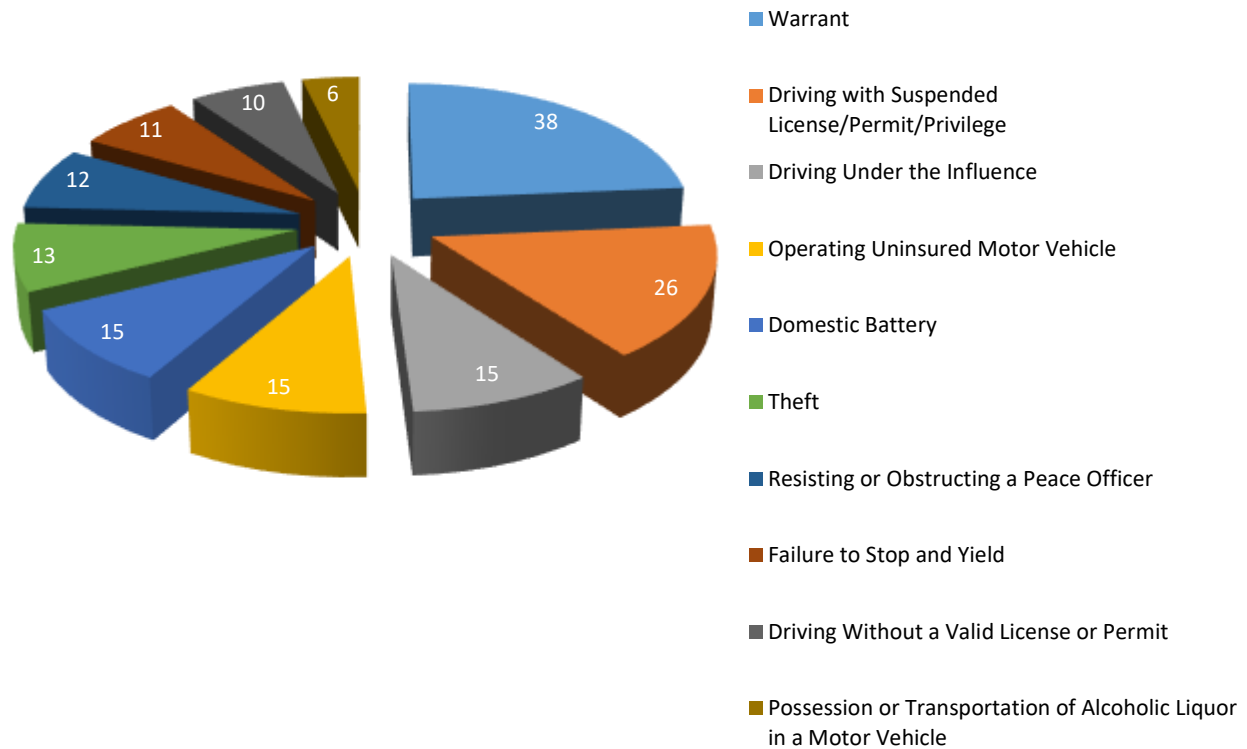
Review Process

Paxton Police Department's report does not include a formal review process.

Incidents

Between January 2, 2021, and December 29, 2021, Paxton Police Department reports one hundred sixty-one (161) incidents leading to two hundred eighty-one (281) offenses charged. Below is a snapshot of greatest frequency of offenses charged.

Greatest Frequency of Charges



Department Overview – Pekin Police Department

Pekin Police Department consists of fifty-four (54) officers, with an additional two (2) full-time code enforcement officers, who utilize forty (40) body worn cameras. The departmental body worn camera policy requires all uniformed officers to utilize body worn cameras, while detectives and administration are not currently required to utilize cameras.

Technical Issues

Pekin Police Department reports an issue with a broken screen on a body worn camera and a few body worn cameras that were randomly restarting. The impacted cameras have been repaired or replaced.

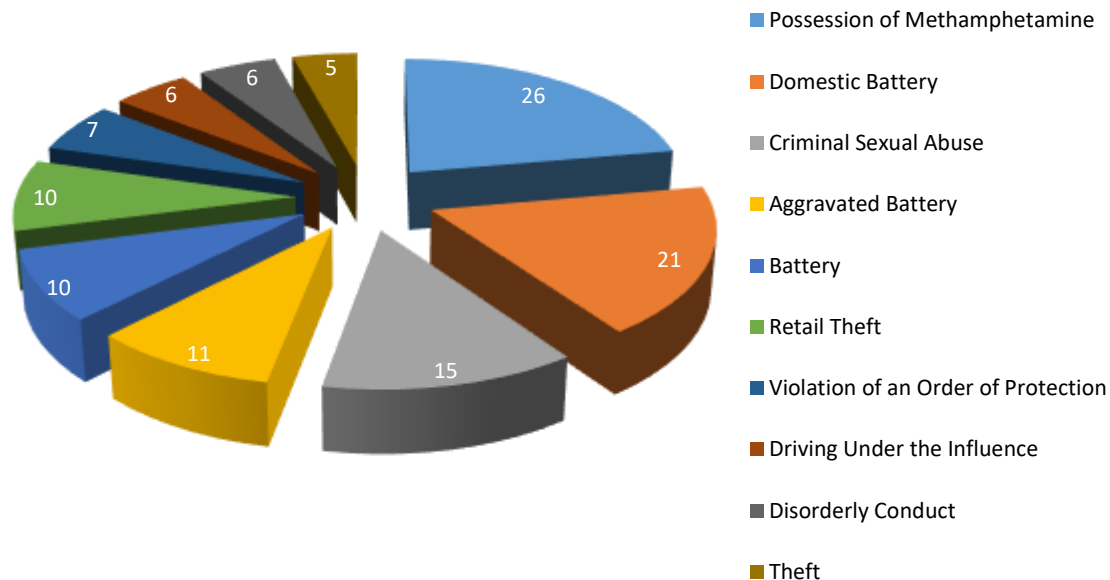
Review Process

Pekin Police Department shift commanders or their designee will review a sampling of recordings monthly for each officer assigned to their shift to ensure that the equipment is operating properly and that officers are using the cameras appropriately and in accordance with policy and training. Supervisors shall document their review in the Guardian Tracking Program under officer statistics. The responsibility for this task falls upon the shift commander to make sure it is being completed each month and entered into Guardian Tracking.

Incidents

Between January 7, 2021, and December 31, 2021, Pekin Police Department reports one hundred seventy-one (171) incidents leading to one hundred seventy-one (171) offenses charged. Below is a snapshot of greatest frequency of offenses charged.

Greatest Frequency of Charges



Department Overview – Perry County Sheriff’s Office

Perry County Sheriff’s Office’s report does not provide department or body worn camera information.

Technical Issues

Perry County Sheriff’s Office reports zero (0) technical issues.

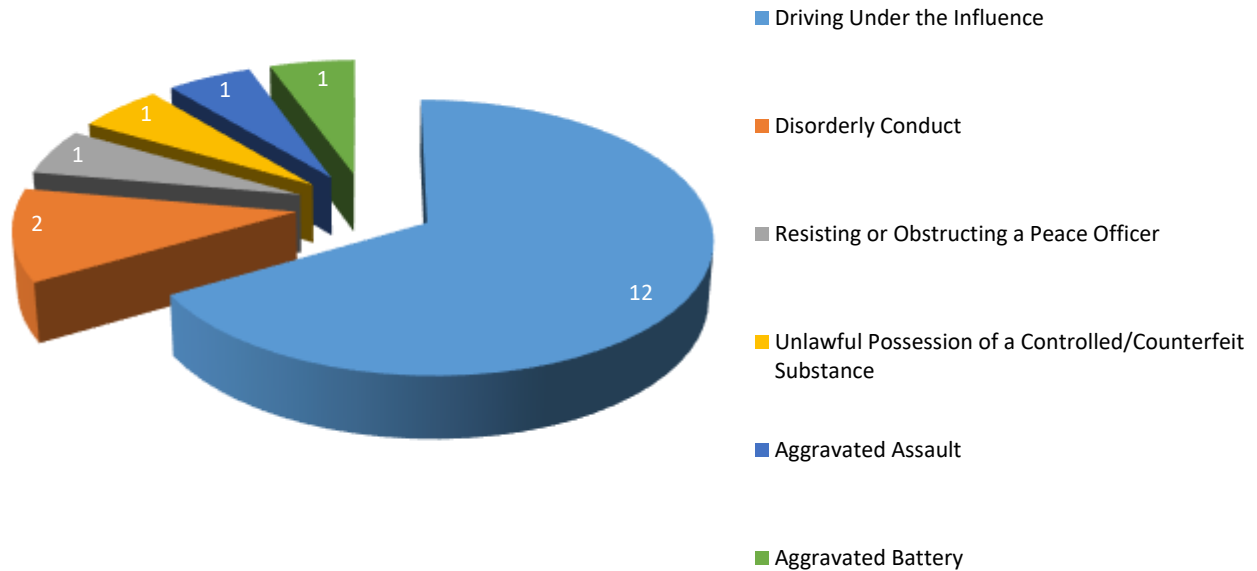
Review Process

Perry County Sheriff’s Office’s report does not include a formal review process.

Incidents

Between January 6, 2021, and November 25, 2021, Perry County Sheriff’s Office reports fifteen (15) incidents leading to eighteen (18) offenses charged. Below is a snapshot of greatest frequency of offenses charged.

Greatest Frequency of Charges



Department Overview – Pike County Sheriff’s Office

Pike County Sheriff’s Office consists of thirteen (13) deputies who utilize Watchguard Vista body cameras. The Sheriff’s Office implemented the body worn cameras starting July 3, 2021.

Technical Issues

Pike County Sheriff’s Office reports battery and software issues.

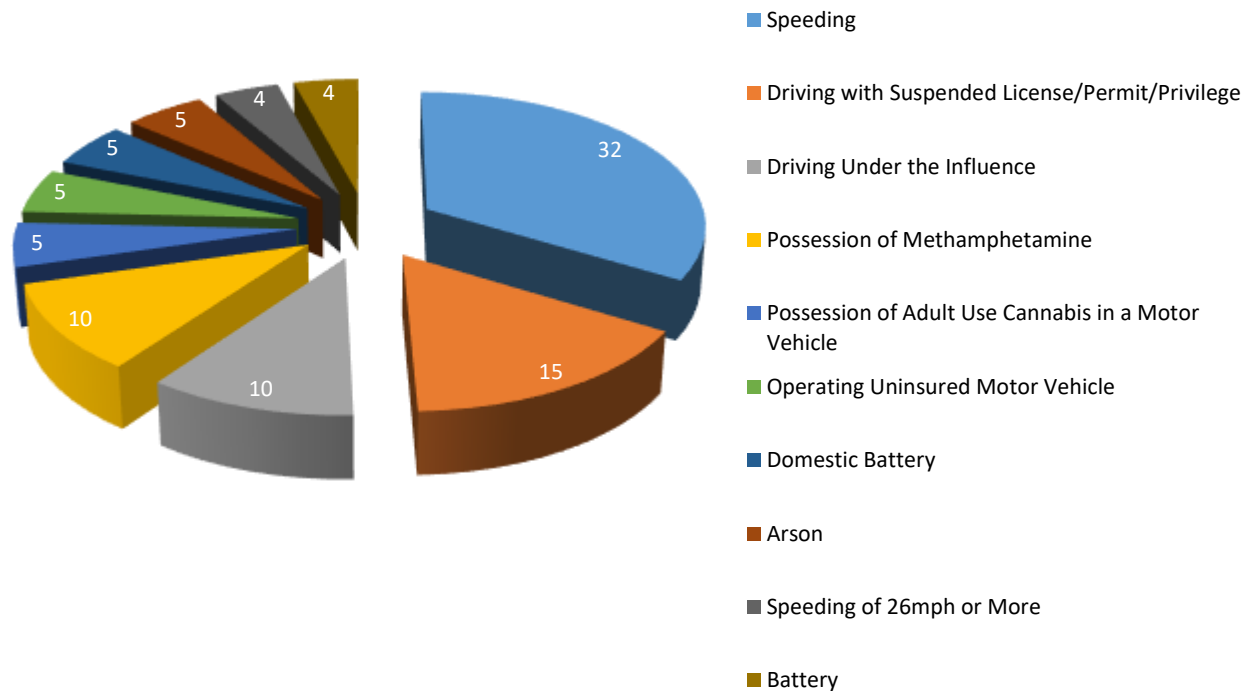
Review Process

Pike County Sheriff’s Office supervisors randomly review incidents to ensure proper legal procedures and conduct are followed, or in cases where a complaint was filed against a deputy.

Incidents

Between July 3, 2021, and December 20, 2021, Pike County Sheriff’s Office reports one hundred thirty-five (135) incidents leading to one hundred thirty-five (135) offenses charged. Below is a snapshot of greatest frequency of offenses charged.

Greatest Frequency of Charges



Department Overview – Pittsfield Police Department

Pittsfield Police Department consists of thirteen (13) officers who utilize nine (9) body worn cameras. The departmental body worn camera policy requires all uniformed officers to utilize body worn cameras, while detectives and administration are not currently required to utilize cameras.

Technical Issues

Pittsfield Police Department reports issues with camera batteries not lasting a full shift.

Review Process

Pittsfield Police Department's Chief of Police frequently reviews body worn camera footage at random to monitor the progress of new officers, after a complaint is made against an officer, and during serious investigations.

Incidents

Between September 1, 2021, and December 19, 2021, Pittsfield Police Department reports two (2) incidents leading to two (2) offenses charged, which include Driving Under the Influence and Disorderly Conduct.

Department Overview – Pulaski County Sheriff’s Office

Pulaski County Sheriff’s Office’s report does not provide department or body worn camera information.

Technical Issues

Pulaski County Sheriff’s Office reports zero (0) technical issues.

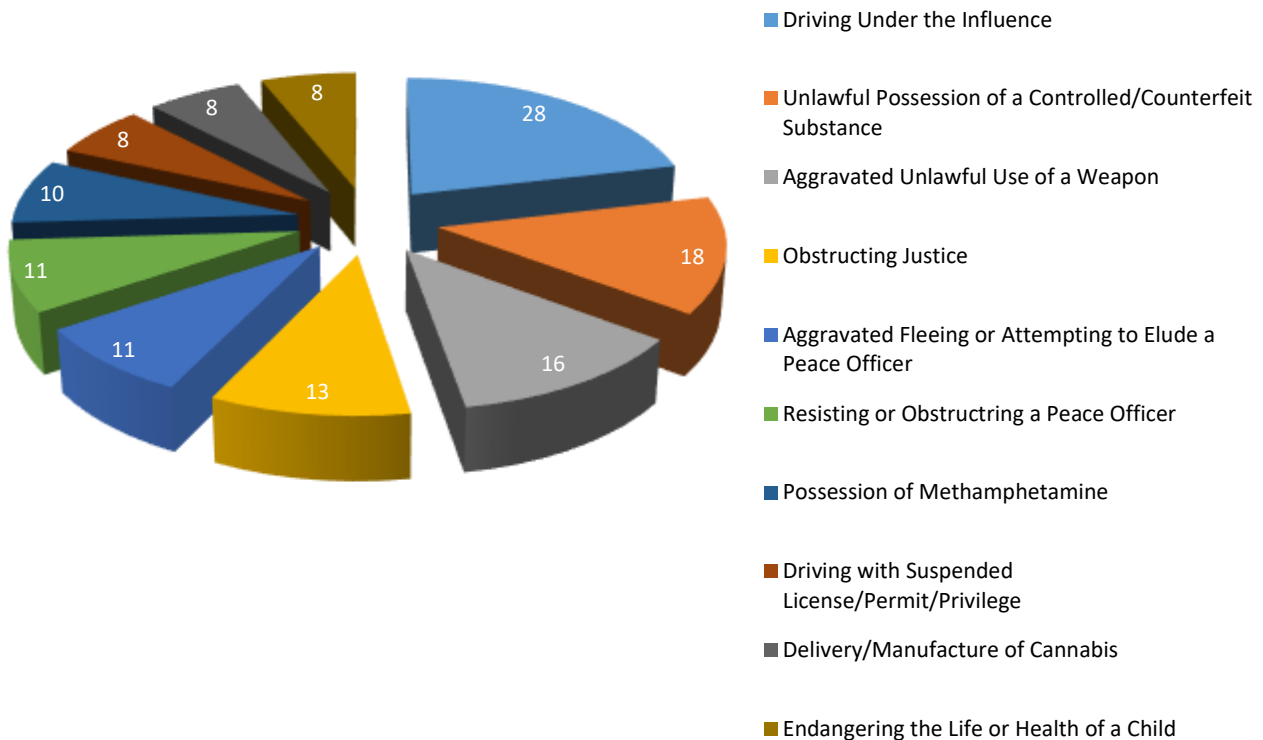
Review Process

Pulaski County Sheriff’s Office’s Chief Deputy quarterly and periodically reviews body camera footage, in addition to reviewing every flagged video.

Incidents

Between January 2, 2021, and December 13, 2021, Pulaski County Sheriff’s Office reports two hundred twenty (220) incidents leading to two hundred twenty (220) offenses charged. Below is a snapshot of greatest frequency of offenses charged.

Greatest Frequency of Charges



Department Overview – Rantoul Police Department

Rantoul Police Department consists of twenty-eight (28) officers that utilize twenty-eight (28) body worn cameras.

Technical Issues

Rantoul Police Department reports zero (0) technical issues.

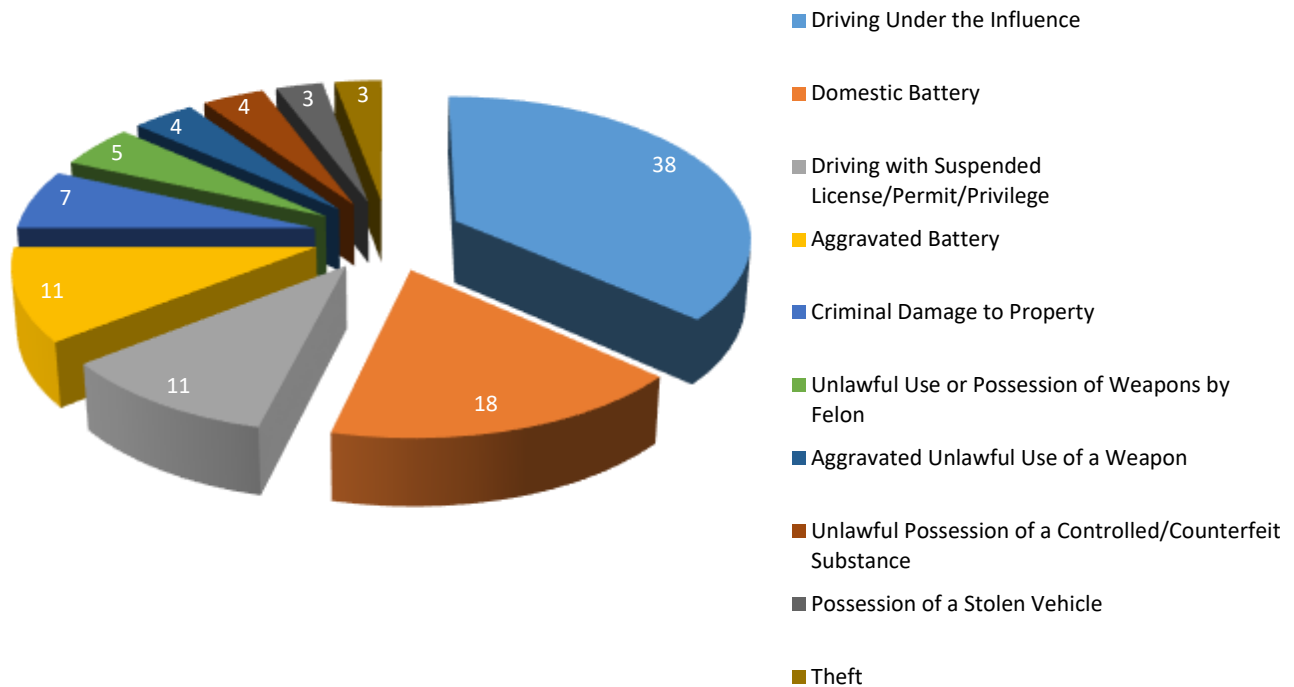
Review Process

Rantoul Police Department supervisors review footage while investigating alleged misconduct or reports of meritorious conduct, or in performance review.

Incidents

Between January 2, 2021, and December 21, 2021, Rantoul Police Department reports one hundred thirty-seven (137) incidents leading to one hundred thirty-seven (137) offenses charged. Below is a snapshot of greatest frequency of offenses charged.

Greatest Frequency of Charges



Department Overview – Richton Park Police Department

Richton Park Police Department consists of twenty-five (25) full-time officers who utilize twenty-five (25) body worn cameras.

Technical Issues

Richton Park Police Department reports zero (0) technical issues.

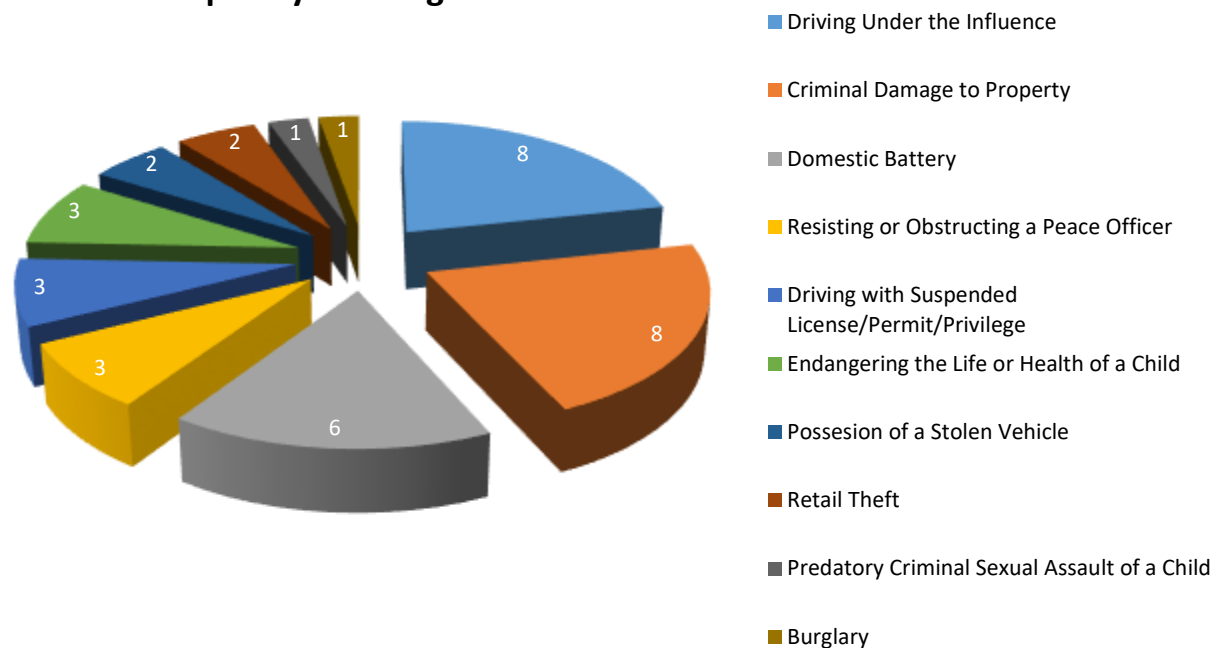
Review Process

Richton Park Police Department Sergeants review body worn camera footage monthly for two (2) officers they directly supervise, picking different officers each month, and whenever there is a use of force incident. The body worn camera footage reviewed must be at least ten (10) minutes long. Sergeants document the officers' professionalism and note any violations of departmental policy.

Incidents

Between January 5, 2021, and December 26, 2021, Richton Park Police Department reports fifty-five (55) incidents leading to fifty-four (54) offenses charged. Below is a snapshot of greatest frequency of offenses charged.

Greatest Frequency of Charges



Department Overview – Rock Island County Sheriff’s Office

Rock Island County Sheriff’s Office consists of sixty-five (65) sworn deputies who utilize sixty-seven (67) body worn cameras.

Technical Issues

Rock Island County Sheriff’s Office reports issues with an internal error and a camera not remaining on. Both cameras were replaced with spare cameras and the inoperable cameras were sent to the vendor for repair.

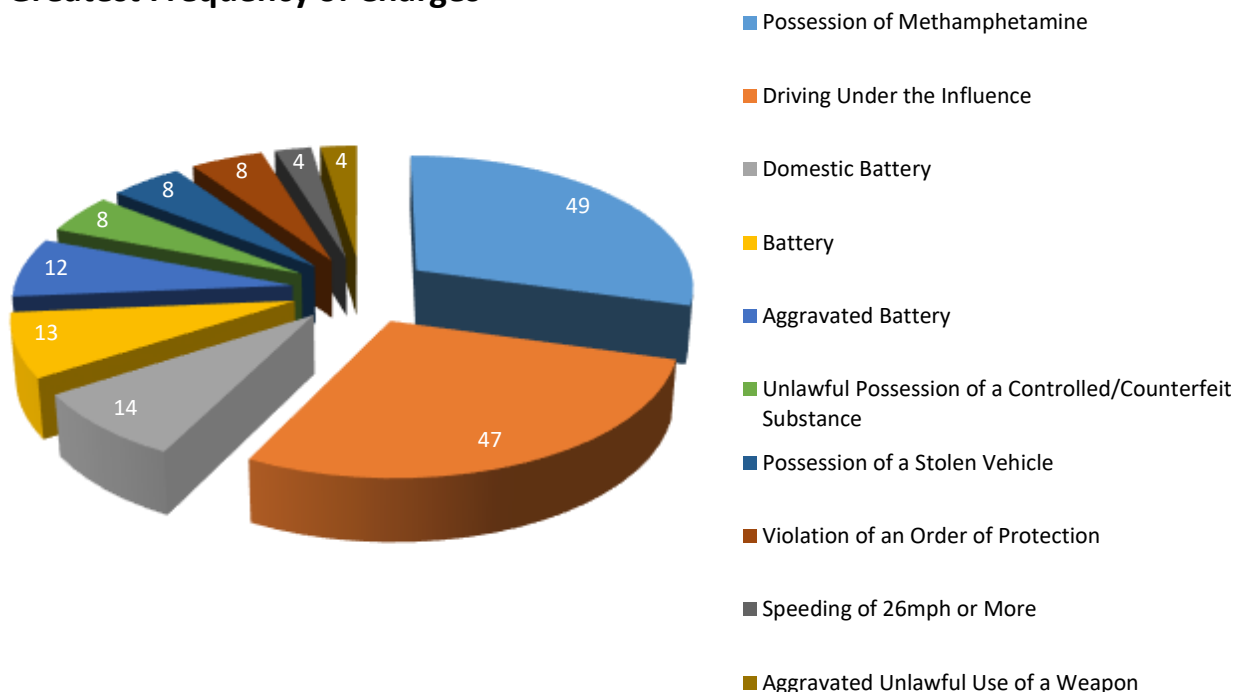
Review Process

Rock Island County Sheriff’s Office supervisors randomly review body worn camera footage of deputies on their shift, as well as anytime there is a use of force incident, squad car accident, pursuit, or an internal/external complaint.

Incidents

Between January 1, 2021, and December 26, 2021, Rock Island County Sheriff’s Office reports two hundred twenty-six (226) incidents leading to two hundred twenty-four (224) offenses charged. Below is a snapshot of greatest frequency of offenses charged.

Greatest Frequency of Charges



Department Overview – Rock Island Police Department

Rock Island Police Department consists of one hundred eight (108) employees, with eighty-one (81) sworn positions and twenty-seven (27) civilian positions. The department has fifty-four (54) Axon Body III cameras in use, with fifty-two (52) being used by members assigned to the patrol division and two being used by the members of the criminal investigations division. The department began their body worn camera program in April 2017.

Technical Issues

Rock Island Police Department reports battery charging, blurry video, and uploading issues.

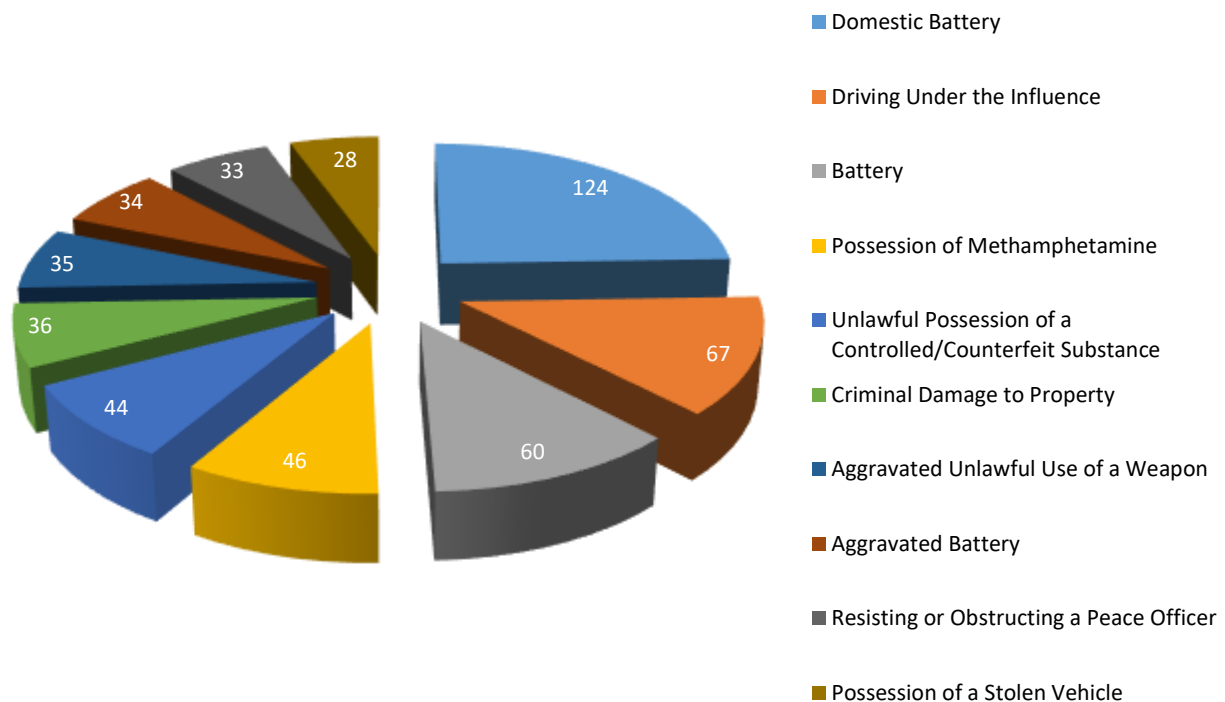
Review Process

Rock Island Police Department supervisors review body worn camera videos when conducting investigations into use of force incidents, squad car accidents, pursuits, external or internal complaints, or for any other supervisory oversight function.

Incidents

Between January 1, 2021, and December 30, 2021, Rock Island Police Department reports six hundred ninety-three (693) incidents leading to nine hundred five (905) offenses charged. Below is a snapshot of greatest frequency of offenses charged.

Greatest Frequency of Charges



Department Overview – Rockdale Police Department

Rockdale Police Department consists of one (1) full-time police chief, one (1) full-time sergeant, four (4) full-time police officers, one (1) part-time officer, and one (1) part-time administrative assistant who utilize thirteen (13) body worn cameras.

Technical Issues

Rockdale Police Department reports minor technical issues, including battery and user error.

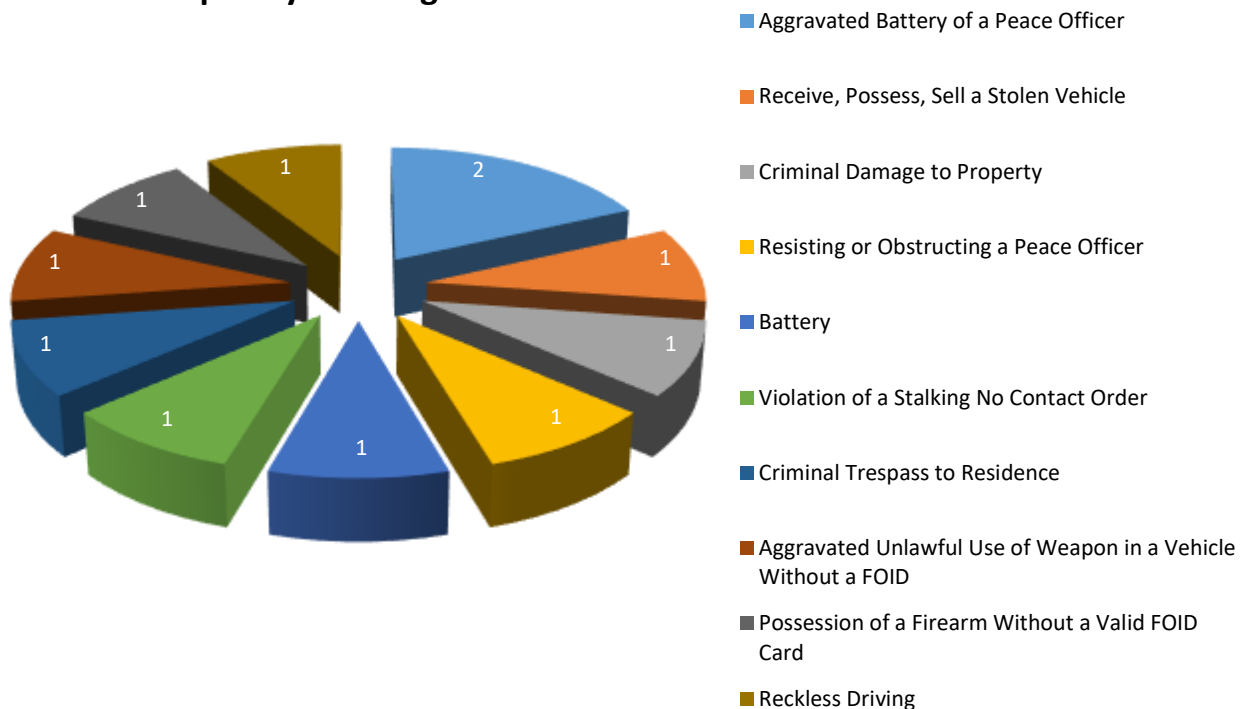
Review Process

Rockdale Police Department supervisors review footage as needed to assist in writing case reports, if a citizen files a complaint, or if there is a use of force incident.

Incidents

Between February 26, 2021, and December 3, 2021, Rockdale Police Department reports five (5) incidents leading to eleven (11) offenses charged. Below is a snapshot of greatest frequency of offenses charged.

Greatest Frequency of Charges



Department Overview – Roselle Police Department

Roselle Police Department consists of thirty-two (32) sworn officers, including four (4) sergeants, twenty (20) patrol officers, two (2) detectives, and two (2) school resource officers, as well as four (4) community service officers, who utilize body worn cameras.

Technical Issues

Roselle Police Department reports issues with bluetooth connectivity and error codes reading “camera not connecting.” Issues have since been remedied by the department’s IT unit or cameras were returned to AXON for repair and/or replacement.

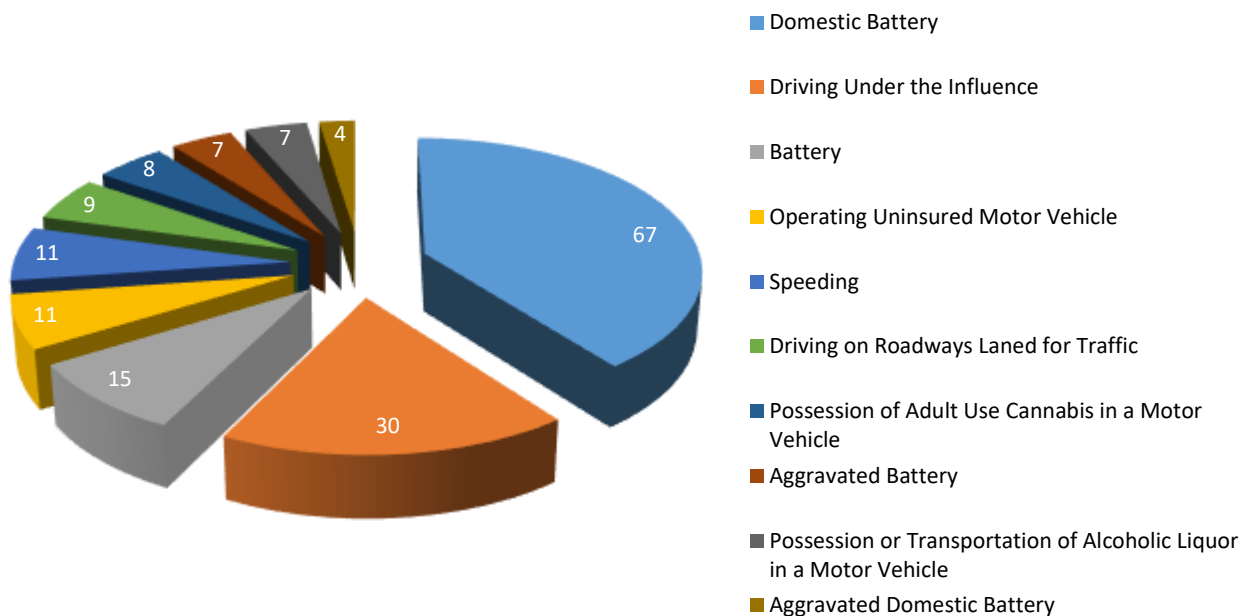
Review Process

Roselle Police Department supervisors review footage to ensure officers utilize body worn cameras in accordance with policy and training. Supervisors randomly review at least two (2) body worn camera recordings per subordinate and document their review, which is forwarded to the body worn camera program administrator. Areas where additional guidance or training is required are identified after reviewing camera footage. Supervisors do not review recordings to search for violations of policy or law not related to a specific complaint or incident.

Incidents

Between January 1, 2021, and December 31, 2021, Roselle Police Department reports fifty-six (56) incidents leading to one hundred ninety-seven (197) offenses charged. Below is a snapshot of greatest frequency of offenses charged.

Greatest Frequency of Charges



Department Overview – Rosemont Police Department

Rosemont Police Department’s report does not provide department or body worn camera information.

Technical Issues

Rosemont Police Department reports zero (0) technical issues.

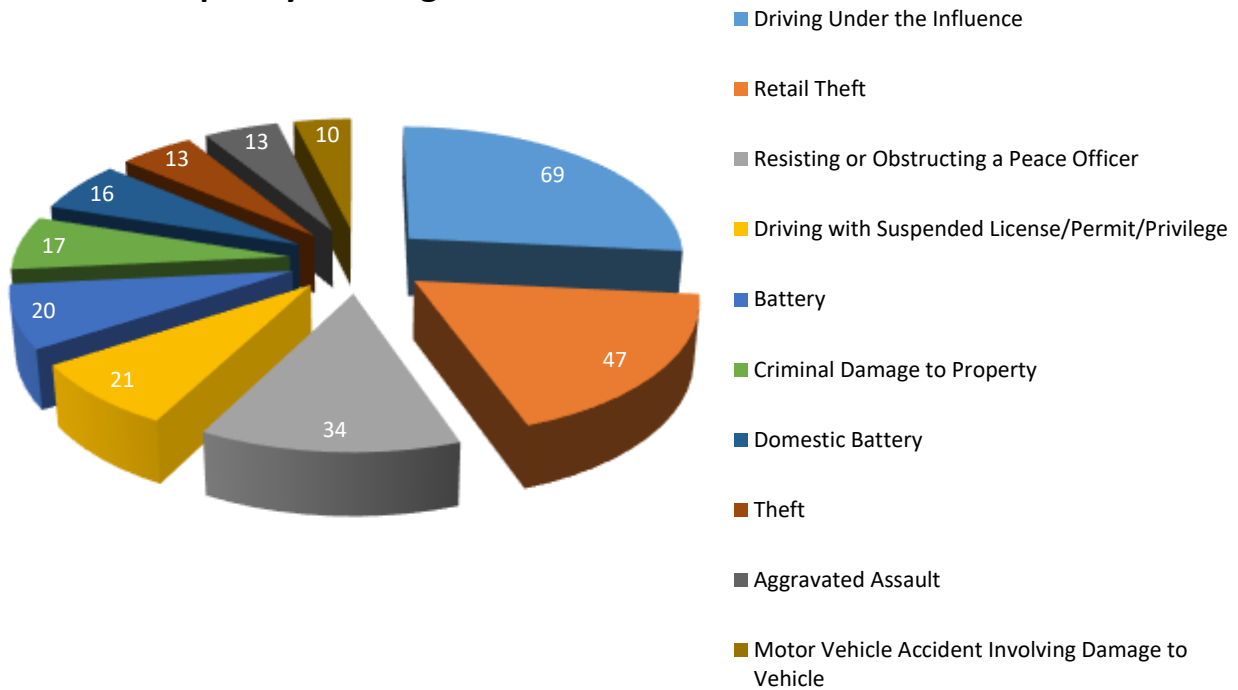
Review Process

Rosemont Police Department’s report does not include a formal review process.

Incidents

Between January 1, 2021, and December 31, 2021, Rosemont Police Department reports two hundred forty (240) incidents leading to four hundred twelve (412) offenses charged. Below is a snapshot of greatest frequency of offenses charged.

Greatest Frequency of Charges



Department Overview – Round Lake Beach Police Department

Round Lake Beach Police Department consists of thirty-eight (38) sworn officers who utilize twenty-eight (28) body worn cameras.

Technical Issues

Round Lake Beach Police Department reports issues with the body worn cameras not powering on or not staying on, displays not working, equipment issues, and various error codes. Most of the issues have been eradicated.

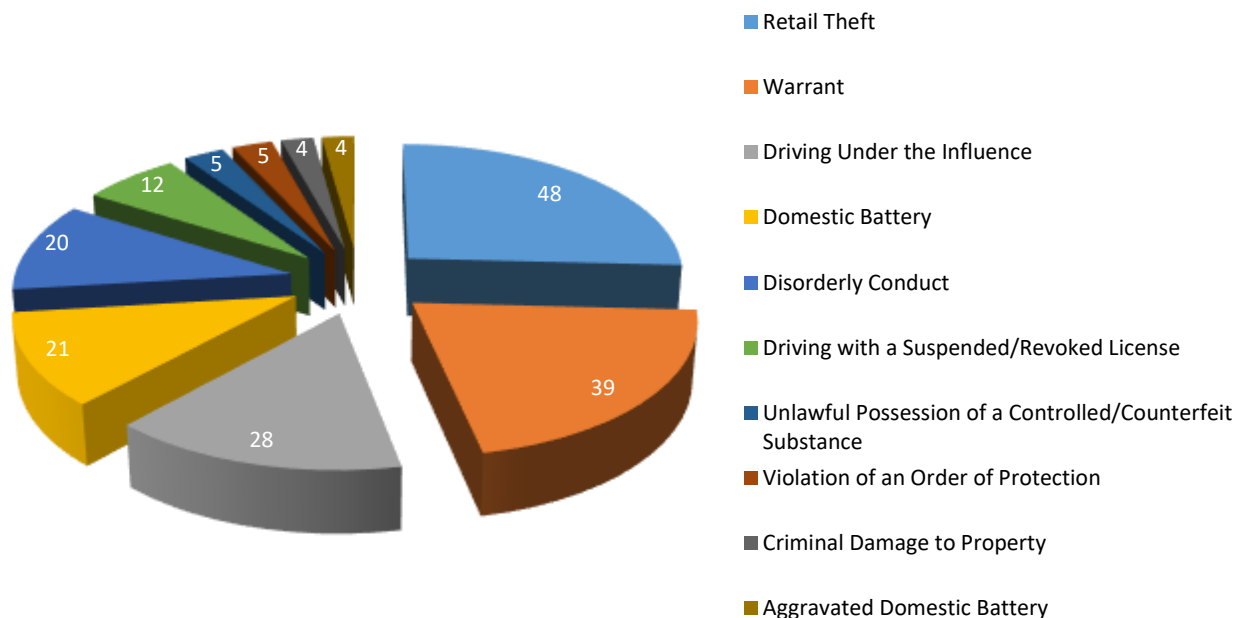
Review Process

Round Lake Beach Police Department commanders and deputy chiefs may review footage at any time; review is required by the Commander and Deputy Chief of Operations for use of force incidents reported by the shift supervisor.

Incidents

Between February 10, 2021, and December 31, 2021, Round Lake Beach Police Department reports one hundred ninety-six (196) incidents leading to two hundred twenty (220) offenses charged. Below is a snapshot of greatest frequency of offenses charged.

Greatest Frequency of Charges



Department Overview – Rushville Police Department

Rushville Police Department consists of five (5) full-time officers and seven (7) part-time officers who utilize eight (8) body worn cameras.

Technical Issues

Rushville Police Department reports issues with one camera focusing and another not turning on.

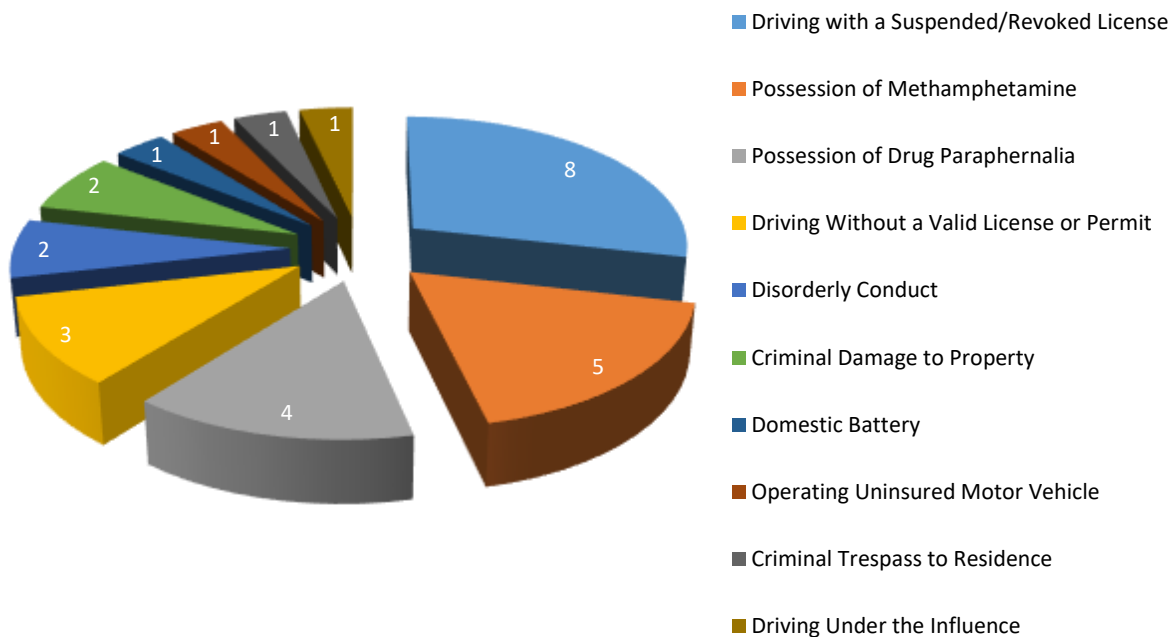
Review Process

Rushville Police Department's Chief reviews body camera footage on each arrest and periodically (weekly) spot checks a recording for each officer.

Incidents

Between July 6, 2021, and December 18, 2021, Rushville Police Department reports thirty-two (32) incidents leading to forty-three (43) offenses charged. Below is a snapshot of greatest frequency of offenses charged.

Greatest Frequency of Charges



Department Overview – Silvis Police Department

Silvis Police Department utilizes nineteen (19) body worn cameras. Fifteen (15) are assigned to officers and four (4) are used as spare cameras.

Technical Issues

Silvis Police Department reports connectivity issues.

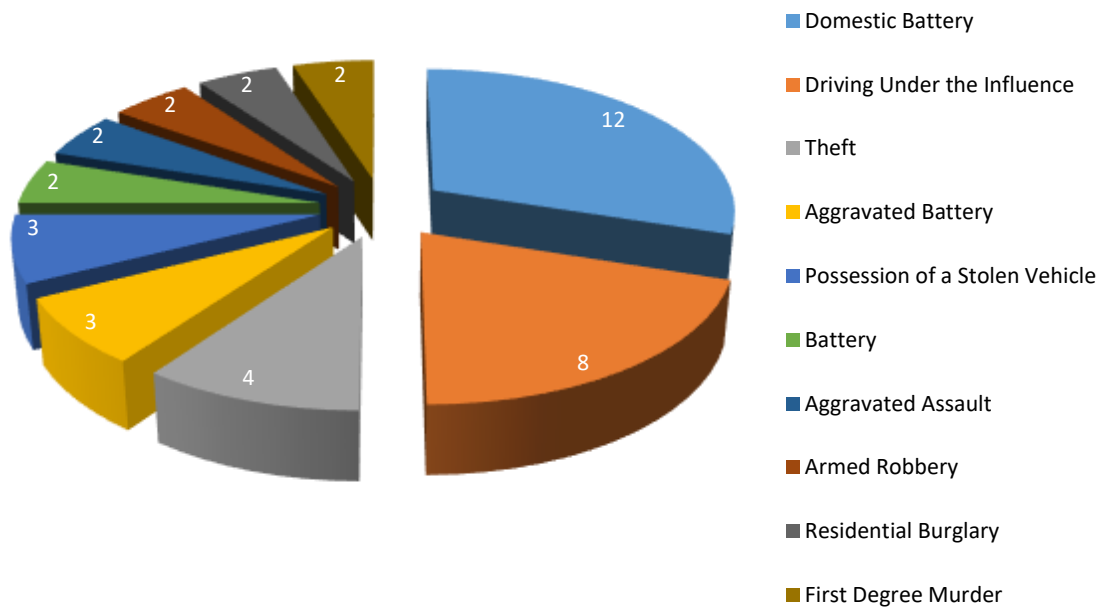
Review Process

Silvis Police Department supervisors review one (1) recorded video for each officer assigned to their shift/unit to ensure the body worn camera is being utilized. Once the recorded video is reviewed, the supervisor documents the review in the notes section provided by Evidence.com.

Incidents

Between January 5, 2021, and December 18, 2021, Silvis Police Department reports fifty-six (56) incidents leading to fifty-six (56) offenses charged. Below is a snapshot of greatest frequency of offenses charged.

Greatest Frequency of Charges



Department Overview – Spring Grove Police Department

Spring Grove Police Department utilizes ten (10) body worn cameras for full-time and part-time officers. Full-time officers have their own cameras, while part-time officers share cameras.

Technical Issues

Spring Grove Police Department reports issues with the body worn camera(s) not powering on and recording. Replacing defective cameras or downloading new firmware resolves the issues.

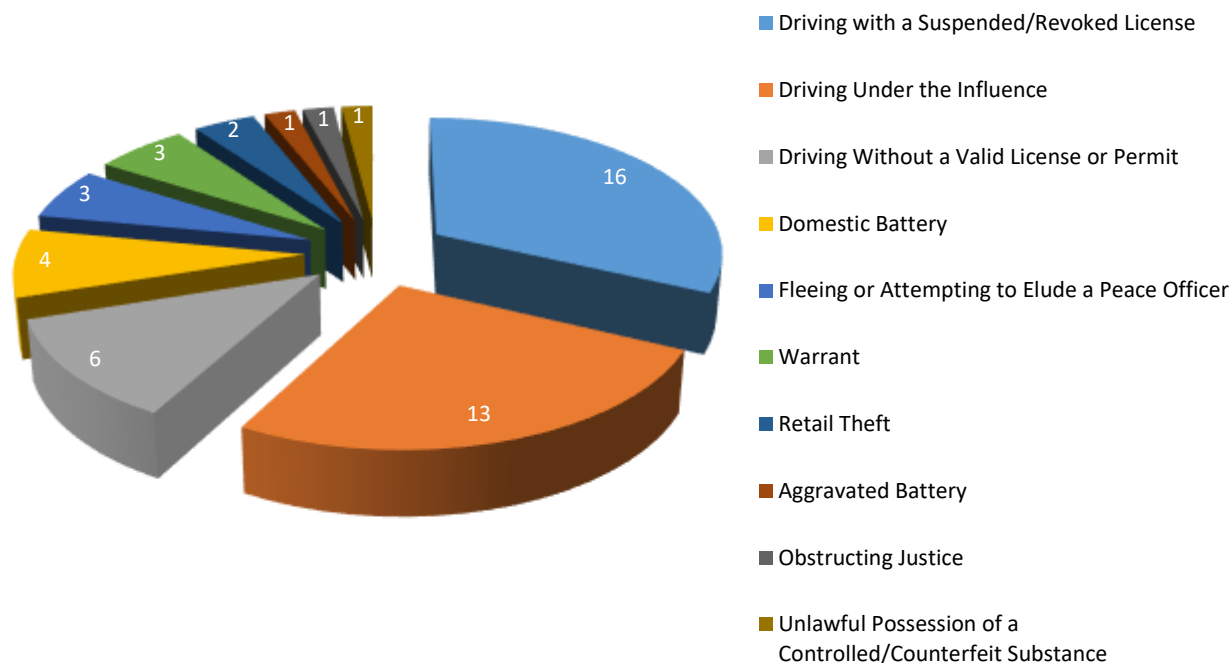
Review Process

Spring Grove Police Department supervisors randomly review body worn camera footage on a monthly basis to ensure equipment operates, to ensure officers use devices in accordance with policy, and to identify areas for training.

Incidents

Between January 3, 2021, and December 23, 2021, Spring Grove Police Department reports forty-nine (49) incidents leading to fifty-six (56) offenses charged. Below is a snapshot of greatest frequency of offenses charged.

Greatest Frequency of Charges



Department Overview – Springfield Police Department

Springfield Police Department consists of two hundred fourteen (214) sworn officers who utilize one hundred sixty-seven (167) Axon Body cameras. The majority of the cameras are assigned to the Operations (Street) Division, with several of those cameras being assigned to the Criminal Investigations Division's (CID) Street Crimes Unit and Emergency Response team members who may be currently assigned to the CID.

Technical Issues

Springfield Police Department reports a total of fifty (50) issues related to cameras being knocked off the wearer during struggles, and battery depletion. The issues were addressed by a change in mounting systems and providing power cables.

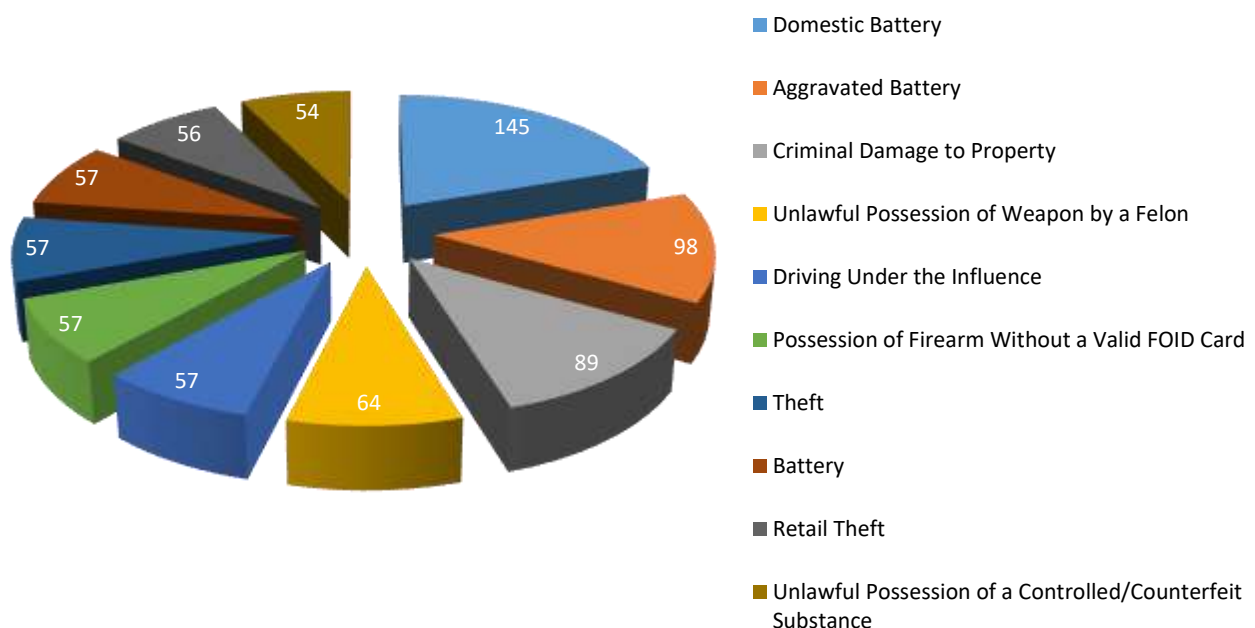
Review Process

Springfield Police Department supervisors review at least four (4) random videos each month for every officer issued a camera by their platoon/section supervisor. This is accomplished by a random assignment of videos to the supervisors by the software. All use of force incidents that involve more than simple handcuffing or prisoner escort are also reviewed by a supervisor when applicable.

Incidents

Between January 1, 2021, and December 31, 2021, Springfield Police Department reports nine hundred twenty-two (922) incidents leading to one thousand five hundred forty-nine (1,549) offenses charged. Below is a snapshot of greatest frequency of offenses charged.

Greatest Frequency of Charges



Department Overview – Sycamore Police Department

Sycamore Police Department consists of thirty-one (31) officers who utilize twenty (20) WatchGuard Vista Wi-Fi cameras.

Technical Issues

Sycamore Police Department reports issues with battery life, a broken LCD screen, transfer agent application failure on desktop, and a camera not staying on/issues with docking.

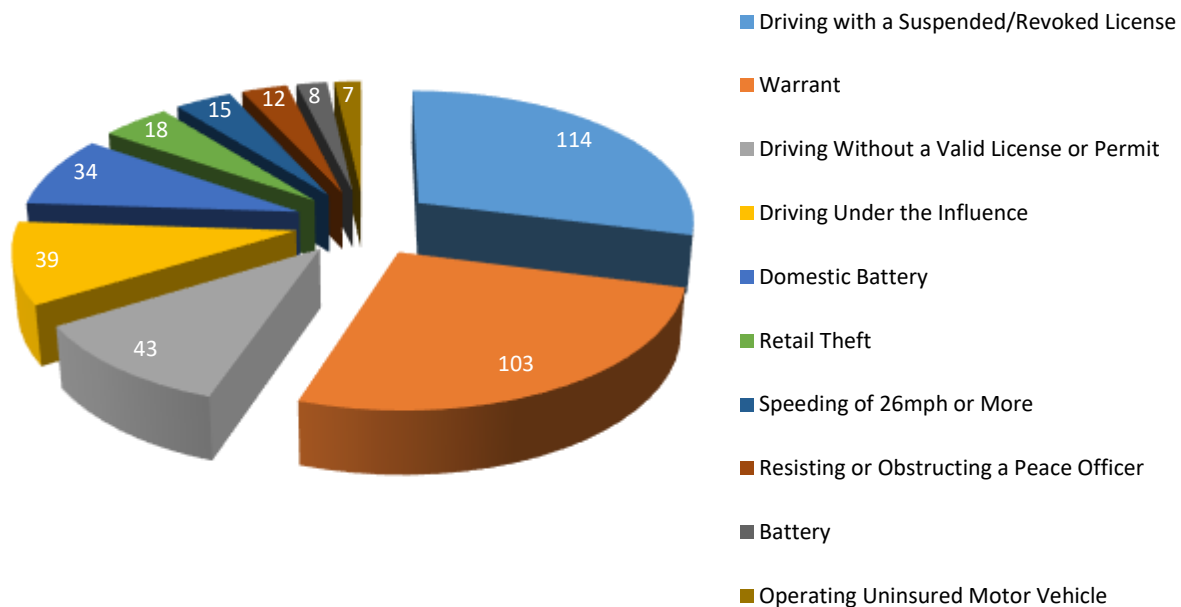
Review Process

Sycamore Police Department supervisors review samplings of body worn camera recordings not less than once every thirty (30) days. The purpose of this review is to ensure that equipment is operating properly and that officers are using the cameras appropriately and in accordance with policy and training. Additionally, when a supervisor becomes aware that recorded footage pertains to a critical incident, the supervisor reviews only those recordings necessary and relevant to their investigative scope.

Incidents

Between January 1, 2021, and December 31, 2021, Sycamore Police Department reports four hundred ninety-nine (499) incidents leading to four hundred ninety-nine (499) offenses charged. Below is a snapshot of greatest frequency of offenses charged.

Greatest Frequency of Charges



Department Overview – Taylorville Police Department

Taylorville Police Department's report does not provide department or body worn camera information.

Technical Issues

Taylorville Police Department reports zero (0) technical issues.

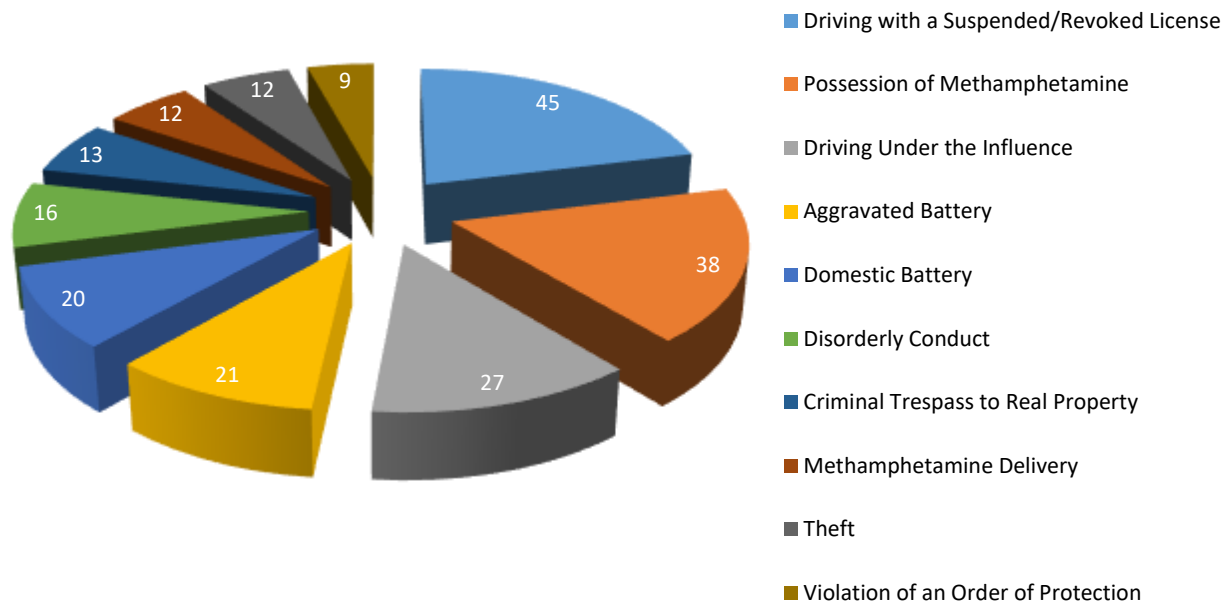
Review Process

Taylorville Police Department's report does not include a formal review process.

Incidents

Between January 2, 2021, and December 30, 2021, Taylorville Police Department reports two hundred ninety-four (294) incidents leading to two hundred ninety-four (294) offenses charged. Below is a snapshot of greatest frequency of offenses charged.

Greatest Frequency of Charges



Department Overview – Tolono Police Department

Tolono Police Department consists of four (4) full-time officers and two (2) part-time officers who utilize six (6) body worn cameras.

Technical Issues

Tolono Police Department reports zero (0) technical issues.

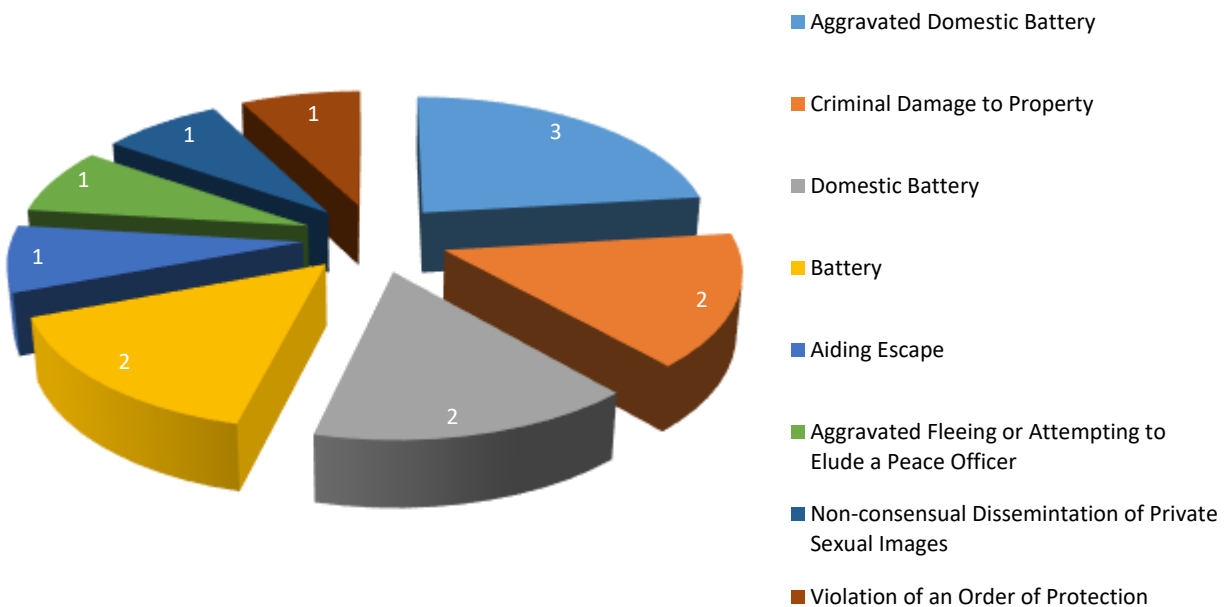
Review Process

Tolono Police Department's Chief and Deputy Chief review recordings to ensure cameras operate, ensure officers appropriately use devices, and to identify areas for training or guidance. Officers are expected to follow body worn camera usage set forth by 50 ILCS 706/10 and Tolono Police Department policy.

Incidents

Between August 12, 2021, and December 31, 2021, Tolono Police Department reports thirteen (13) incidents leading to thirteen (13) offenses charged. Below is a snapshot of greatest frequency of offenses charged.

Greatest Frequency of Charges



Department Overview – Union County Sheriff’s Office

Union County Sheriff’s Office utilizes eight (8) cameras by nine (9) deputies. The report does not provide any further department information.

Technical Issues

Union County Sheriff’s Office reports batteries not charging, downloading issues, and cameras starting/stopping during use.

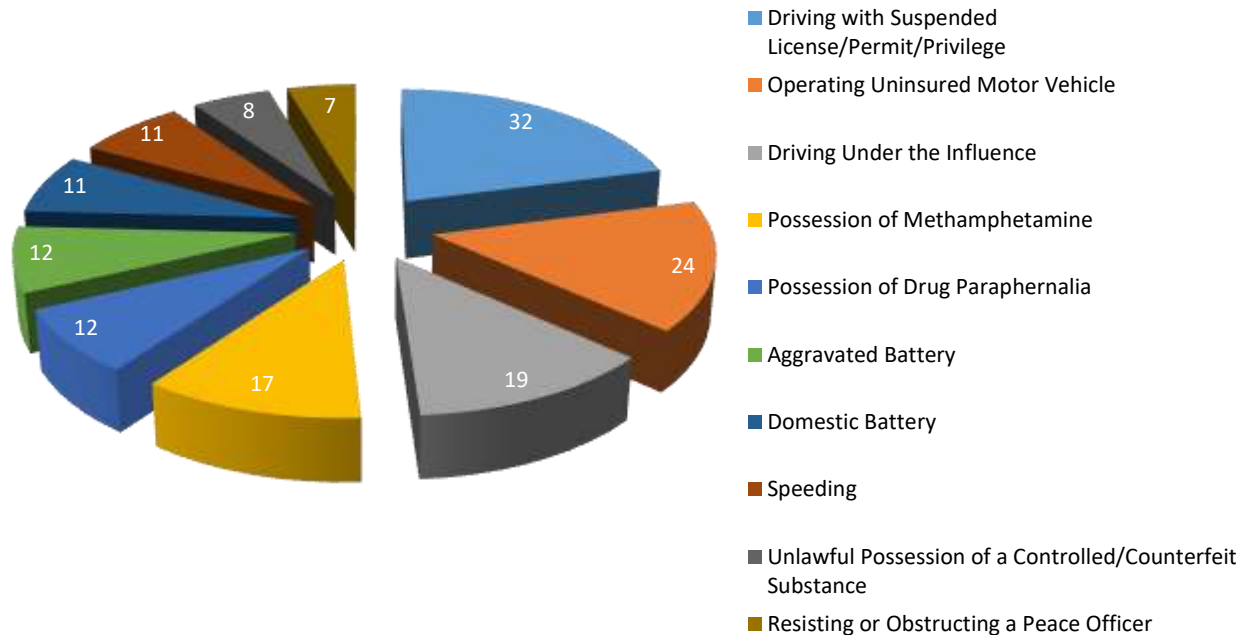
Review Process

Union County Sheriff’s Office supervisors review camera footage and document the date, time, and reason for review at least once every six (6) months.

Incidents

Between January 3, 2021, and December 24, 2021, Union County Sheriff’s Office reports one hundred (100) incidents leading to two hundred sixty-six (266) offenses charged. Below is a snapshot of greatest frequency of offenses charged.

Greatest Frequency of Charges



Department Overview – University of Chicago Police Department

University of Chicago Police Department consists of eighty-eight (88) sworn officers, with seventy-five (75) of those officers utilizing body worn cameras. University of Chicago Police Department has a total of ninety-five (95) cameras, including those individually issued to sworn personnel. All patrol personnel below the rank of Commander are issued a body worn camera.

Technical Issues

University of Chicago Police Department reports zero (0) technical issues.

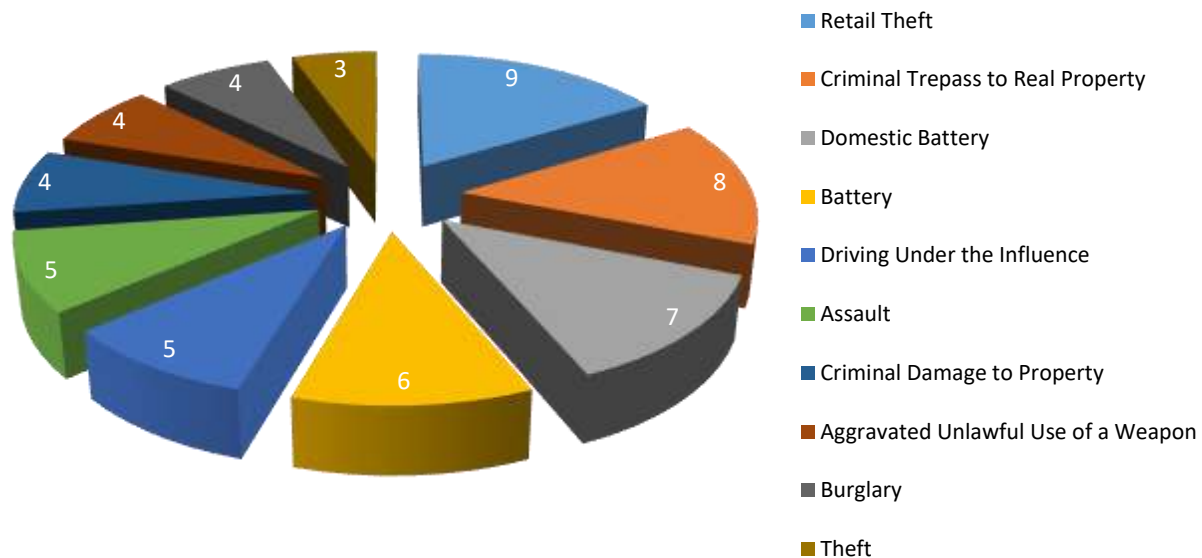
Review Process

University of Chicago Police Department's Professional Standards Commander randomly reviews and documents at least three (3) body worn camera recordings per month for a quarterly review, and forwards the information via the chain of command. Supervisors are encouraged to review their officer's recordings.

Incidents

Between January 6, 2021, and December 30, 2021, the University of Chicago Police Department reports sixty-four (64) incidents leading to sixty-three (63) offenses charged. Below is a snapshot of greatest frequency of offenses charged.

Greatest Frequency of Charges



Department Overview – University of Illinois at Chicago Police Department

University of Illinois at Chicago Police Department consists of one hundred fifty-one (151) employees; seventy-two (72) are sworn police officers. The department utilizes seventy-nine (79) body worn cameras.

Technical Issues

University of Illinois at Chicago Police Department reports issues with select body worn cameras not charging, not turning on, or not connecting correctly.

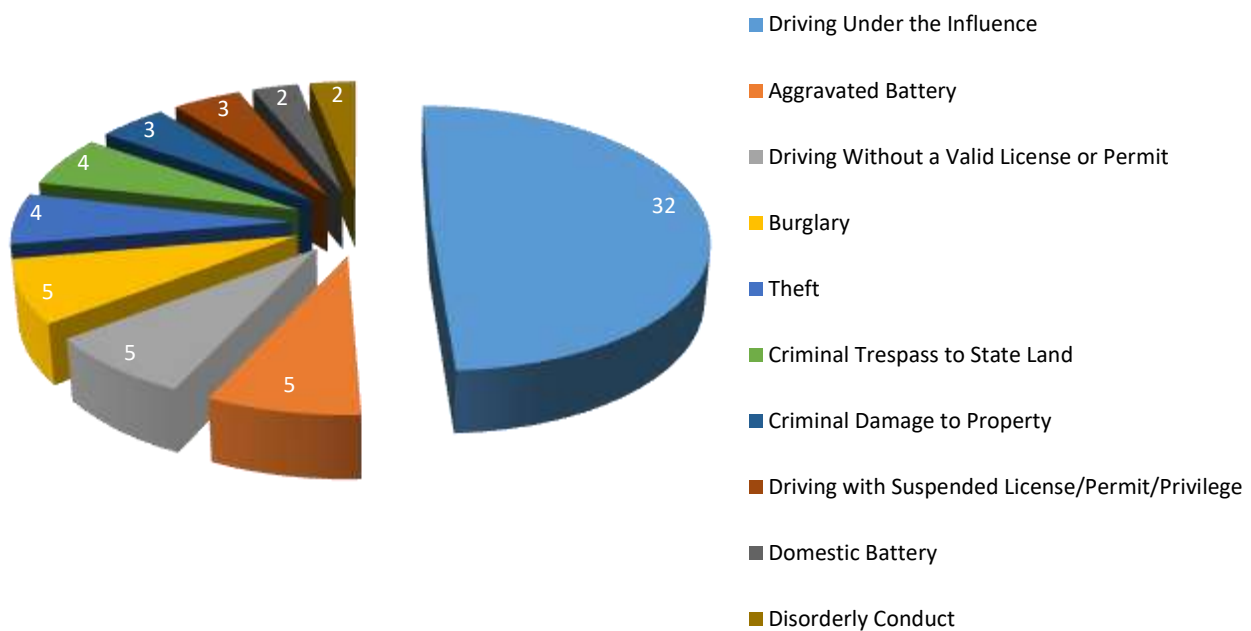
Review Process

University of Illinois at Chicago Police Department supervisors may review any mandatory flagged video. This review will be documented in the narrative of the appropriate departmental memo. The recording officer and his or her supervisor may access and review recordings prior to completing incident reports or other documentation, provided that the officer or his/her supervisor discloses that fact in the report or documentation.

Incidents

Between April 29, 2021, and December 3, 2021, University of Illinois at Chicago Police Department reports forty-three (43) incidents leading to eighty-eight (88) offenses charged. Below is a snapshot of greatest frequency of offenses charged.

Greatest Frequency of Charges



Department Overview – University of Illinois at Urbana Police Department

University of Illinois at Urbana Police Department began their body worn camera program in August of 2018, and currently utilizes seventy-six (76) body worn cameras.

Technical Issues

University of Illinois at Urbana Police Department reports zero (0) technical issues.

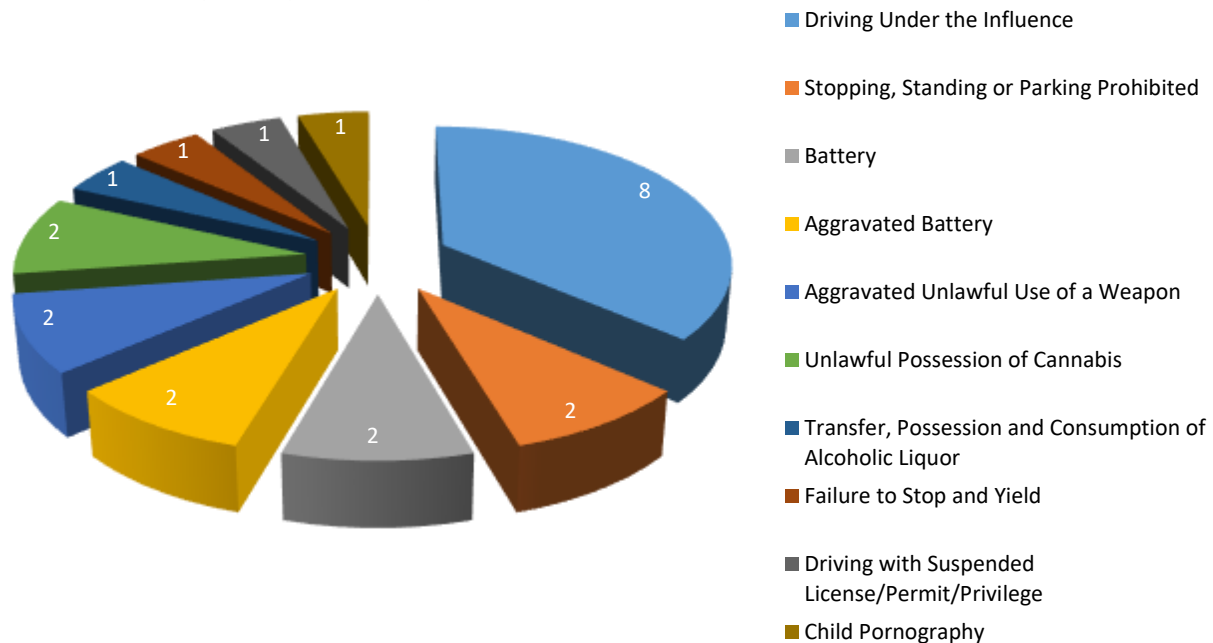
Review Process

University of Illinois at Urbana Police Department supervisors review camera footage monthly, and after arrests and use of force incidents.

Incidents

Between January 1, 2021, and November 14, 2021, University of Illinois at Urbana Police Department reports thirty-one (31) incidents leading to thirty-two (32) offenses charged. Below is a snapshot of greatest frequency of offenses charged.

Greatest Frequency of Charges



Department Overview – West Chicago Police Department

West Chicago Police Department consists of forty-four (44) sworn officers who utilize forty-four (44) body worn cameras. The West Chicago Police Department initially prioritized officer body worn camera deployment in the patrol unit; investigators have since been provided with cameras. All sworn personnel utilize body worn cameras when on the street.

Technical Issues

West Chicago Police Department reports technical issues or malfunctions with body worn cameras holding a charge. The officers have been provided with replacement body-worn cameras, and replacement batteries were ordered from the manufacturer.

Review Process

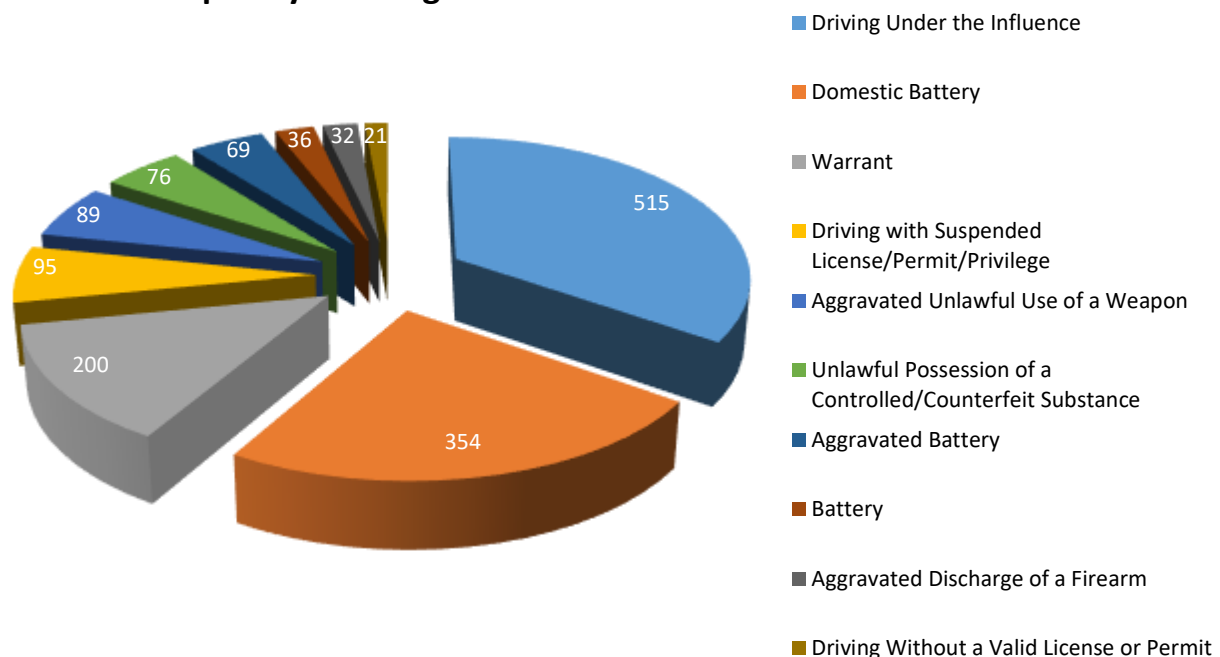
West Chicago Police Department supervisors review body worn camera footage to ensure officers correctly assign footage; officers investigate missing, lost, or damaged body worn cameras; and officers document when they review footage prior to writing an arrest report.

Shift supervisors review ten (10) random recordings a month to ensure officers use body worn cameras in compliance with West Chicago Police Department policy and procedures.

Incidents

Between January 1, 2021, and December 31, 2021, West Chicago Police Department reports one thousand three hundred twenty-eight (1,328) incidents leading to one thousand seven hundred forty-seven (1,747) offenses charged. Below is a snapshot of greatest frequency of offenses charged.

Greatest Frequency of Charges



Department Overview – West Dundee Police Department

West Dundee Police Department utilizes twenty (20) Axon Body Worn Cameras. In June of 2019, the West Dundee Police Department began their deployment of the body worn cameras. Members of patrol, administration, traffic, and the school resource officer are assigned body worn cameras.

Technical Issues

West Dundee Police Department reports zero (0) technical issues.

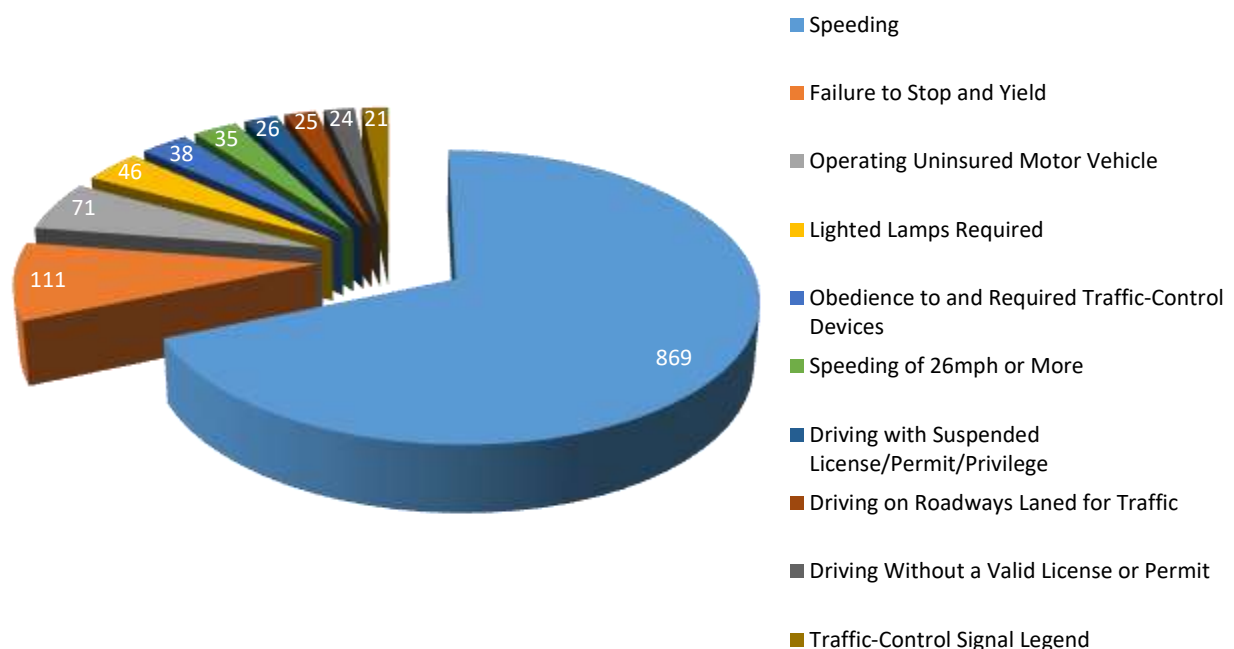
Review Process

West Dundee Police Department supervisors review only those recordings necessary and relevant to their investigative scope when a critical incident occurs. The supervisor is responsible for forwarding the information via the chain of command. Not less than once every thirty (30) days, sergeants shall ensure an appropriate sampling of body worn camera recordings pertaining to the work groups under their command are reviewed. Recordings are reviewed when: a formal or informal complaint of misconduct has been made, the encounter on the recording could result in a formal investigation under the Uniform Peace Officer's Act, a use of force incident occurred, and/or as corroboration or other evidence of misconduct.

Incidents

Between January 1, 2021, and December 31, 2021, West Dundee Police Department reports one thousand three hundred eighteen (1,318) incidents leading to one thousand three hundred eighteen (1,318) offenses charged. Below is a snapshot of greatest frequency of offenses charged.

Greatest Frequency of Charges



Department Overview – Wheaton Police Department

Wheaton Police Department consists of sixty-nine (69) sworn police officers who utilize sixty-nine (69) body worn cameras.

Technical Issues

Wheaton Police Department reports zero (0) technical issues.

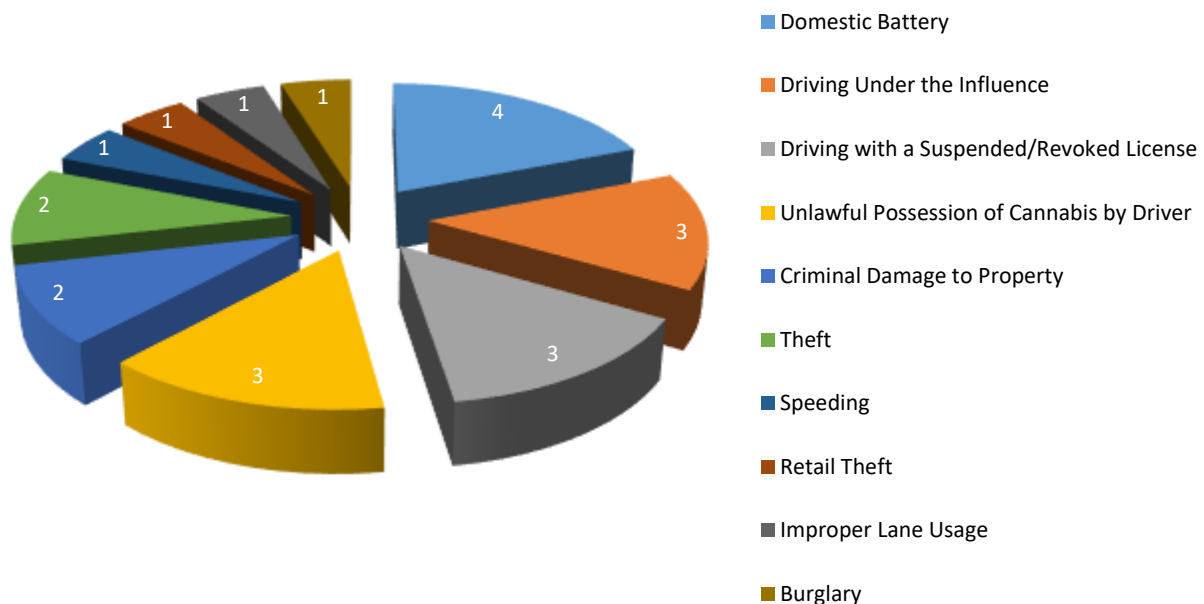
Review Process

Wheaton Police Department supervisors are authorized to review relevant body camera recordings at any time, to include when they are investigating alleged misconduct or reports of meritorious conduct, or whenever such recordings would be beneficial in reviewing an officer's performance. Every twenty-eight (28) day deployment period, supervisors will randomly review one (1) body worn camera recording from each officer pertaining to the supervisor's direct area of responsibility to ensure that the equipment is operating properly and that officers are using the cameras appropriately and in accordance with policy and training.

Incidents

Between July 4, 2021, and September 13, 2021, Wheaton Police Department reports eleven (11) incidents leading to thirty (30) offenses charged. Below is a snapshot of greatest frequency of offenses charged.

Greatest Frequency of Charges



Department Overview – Willow Springs Police Department

Willow Springs Police Department consists of nine (9) full-time police officers and twelve (12) part-time police officers who utilize utilizes eleven (11) Axon Body 3 cameras.

Technical Issues

Willow Springs Police Department reports zero (0) technical issues.

Review Process

Willow Springs Police Department supervisors choose two (2) random body camera videos to review per week to check for compliance.

Incidents

Between January 1, 2021, and December 31, 2021, Willow Springs Police Department reports two (2) incidents leading to three (3) offenses charged, which include Criminal Sexual Abuse, Domestic Battery, and Illinois Controlled Substances Act.

Department Overview – Winnebago County Sheriff’s Office

Winnebago County Sheriff’s Office utilizes two hundred five (205) Axon Body 3 Body Worn Cameras. A total of ninety-six (96) deputies and supervisors are currently assigned body worn cameras, and one hundred nine (109) are assigned to the corrections officers and supervisors. Additionally, members of the Uniform Services Bureau, and Administration and TAC Unit, are assigned body worn cameras.

Technical Issues

Winnebago County Sheriff’s Office reports minor technical issues that the Winnebago County IT were able to resolve.

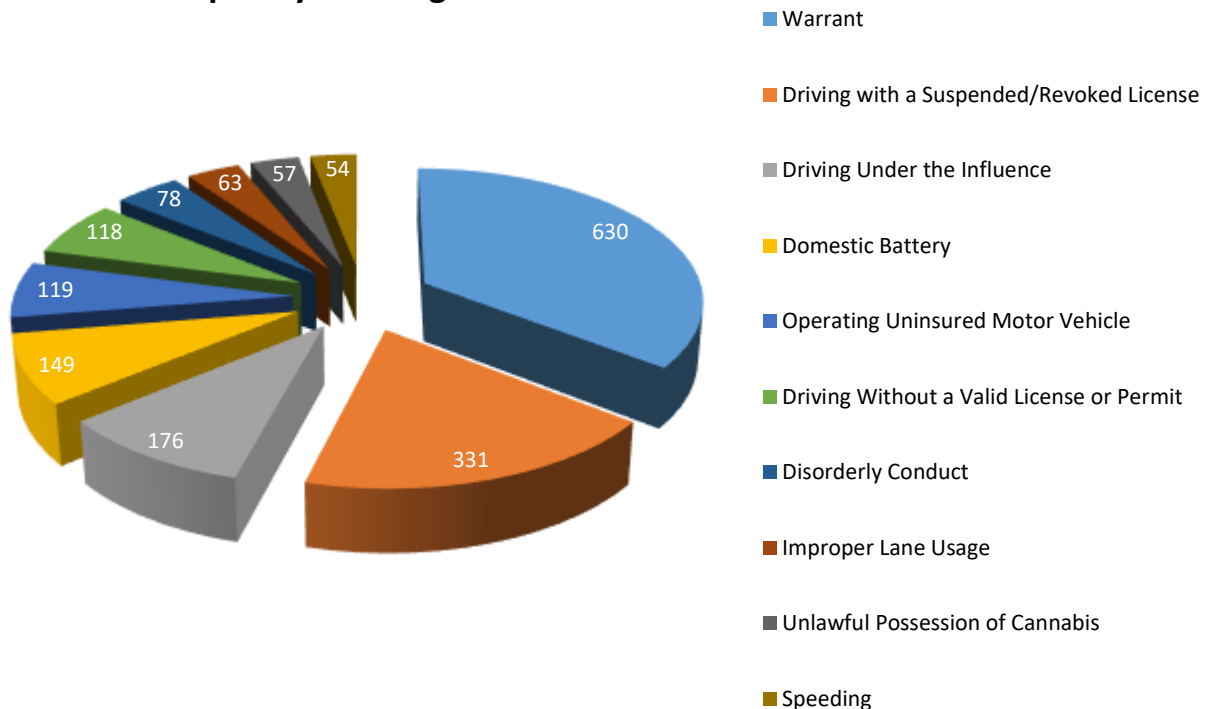
Review Process

Winnebago County Sheriff’s Office supervisors are authorized to review relevant recordings any time they are investigating alleged misconduct or reports of meritorious conduct, or whenever such recordings would be beneficial in reviewing the staff member’s performance. Supervisors may also review files when participating in an official investigation, such as a personnel complaint, administrative investigation, or criminal investigation.

Incidents

Between January 1, 2021, and December 31, 2021, Winnebago County Sheriff’s Office reports three thousand three (3,003) incidents leading to two thousand five hundred forty-seven (2,547) offenses charged. Below is a snapshot of greatest frequency of offenses charged.

Greatest Frequency of Charges



Department Overview – Zion Police Department

Zion Police Department consists of forty-seven (47) officers who utilize forty-five (45) body worn cameras.

Technical Issues

Zion Police Department reports zero (0) technical issues.

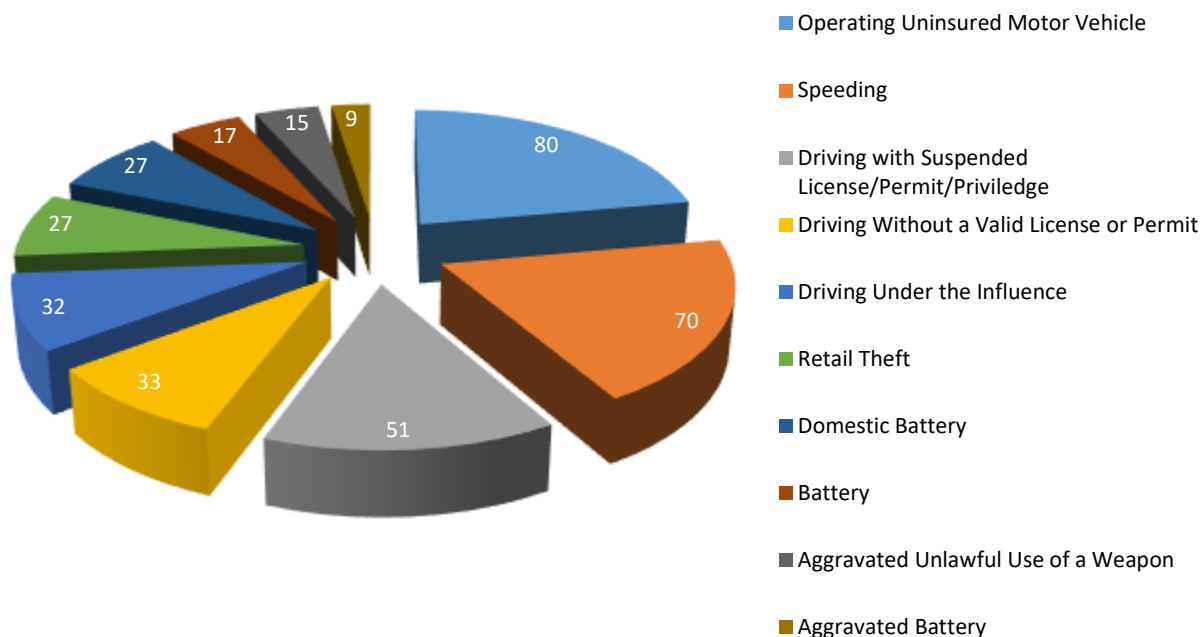
Review Process

Zion Police Department supervisors review body worn camera footage of use of force incidents, police pursuits, and complaints against officers. Supervisors forward any violation to the Chief of Police. First line supervisors routinely review body worn camera footage to ensure compliance with both departmental policy and federal/state law.

Incidents

Between January 1, 2021, and December 31, 2021, Zion Police Department reports five hundred thirty-three (533) incidents leading to five hundred thirty-three (533) offenses charged. Below is a snapshot of greatest frequency of offenses charged.

Greatest Frequency of Charges





Keith Calloway, Executive Director

Illinois Law Enforcement Training and Standards Board

4500 South Sixth Street Road

Springfield, IL 62703-6617

(217)782-4540

www.ptb.illinois.gov