

Annual Report on Cable and Video Service Deployment
by Providers Granted State-Issued Cable and Video
Service Authorization



Submitted to the Illinois General Assembly
Pursuant to Section 21-1101(k) of the
Illinois Public Utilities Act

Illinois Commerce Commission
June 2022



STATE OF ILLINOIS

ILLINOIS COMMERCE COMMISSION

527 East Capitol Avenue
Springfield, Illinois 62701

160 North LaSalle
Chicago, Illinois 60601

June 23, 2022

The Honorable Members of the Illinois General Assembly
State House
Springfield, Illinois

Dear Honorable Members of the Illinois General Assembly:

Pursuant to Section 21-1101(k) of the Illinois Public Utilities Act, the Illinois Commerce Commission submits the attached Annual Report on Cable and Video Service Deployment by Providers Granted State-Issued Cable and Video Service Authorization.

The Cable and Video Competition Law of 2007 directs the ICC to submit to the General Assembly a report containing year-end data collected from holders of State-issued video and cable services authorizations. The law requires holders of State-issued video and cable services authorizations to meet certain deployment benchmarks by set dates after they receive state authorization. These dates and deployment benchmarks vary according to the providers' number of telecommunications access lines in the State.

Should you have questions regarding this report, please contact Sarah Ryan, Director of Governmental Affairs, at (312) 965-5454, or by email at sarah.ryan@illinois.gov.

Sincerely,

A handwritten signature in blue ink, appearing to read "Carrie Zalewski".

Carrie Zalewski
Chairman

Introduction

The Cable and Video Competition Law of 2007¹ (“Cable and Video Law”) directs holders of State-issued video and cable services authorizations to annually report to the Illinois Commerce Commission (“Commission”) cable and video service deployment information. Section 21-1101(j) of the Cable and Video Law² states:

- (j) Every holder of a State-issued authorization, no later than April 1, 2009, and annually no later than April 1 thereafter, shall report to the Commission for each of the service areas as described in subsections (c) and (d) of this Section in which it provides access to its video service in the State, the following information:
 - (1) Cable service and video service information:
 - (A) The number of households in the holder’s telecommunications service area within each designated market area as described in subsection (c) of this Section or exchange or local unit of government as described in subsection (d) of this Section in which it offers video service.
 - (B) The number of households in the holder’s telecommunications service area within each designated market area as described in subsection (c) of this Section or exchange or local unit of government as described in subsection (d) of this Section that are offered access to video service by the holder.
 - (C) The number of households in the holder’s telecommunications service area in the State.
 - (D) The number of households in the holder’s telecommunications service area in the State that are offered access to video service by the holder.
 - (2) Low-income household information:
 - (A) The number of low-income households in the holder’s telecommunications service area within each designated

¹ 220 ILCS 5/21-100, et seq.

² 220 ILCS 5/21-1101(j).

market area as described in subsection (c) of this Section, as further identified in terms of exchanges, or exchange or local unit of government as described in subsection (d) of this Section in which it offers video service.

- (B) The number of low-income households in the holder's telecommunications service area within each designated market area as described in subsection (c) of this Section, as further identified in terms of exchanges, or exchange or local unit of government as described in subsection (d) of this Section in the State that are offered access to video service by the holder.
- (C) The number of low-income households in the holder's telecommunications service area in the State.
- (D) The number of low-income households in the holder's telecommunications service area in the State that are offered access to video service by the holder.³

Once the holder of a State-issued authorization has satisfied the build-out requirements of Section 21-1101(c),⁴ the holder is required to annually report relative to Section 21-1101(j-5), as follows:

³ The Cable and Video Law defines a "Local unit of government" as "a city, village, incorporated town, or a county," defines "a Telecommunications service area" as "the area designated by the Commission as the area in which a telecommunications company was obligated to provide non-competitive local telephone service as of February 8, 1996 as incorporated into Section 13-202.5 of this Act," and defines a "Designated market area" as "a designated market area, as determined by Nielsen Media Research and published in the 1999-2000 Nielsen Station Index Directory and Nielsen Station Index United States Television Household Estimates or any successor publication. For any designated market area that crosses State lines, only households in the portion of the designated market area that is located within the holder's telecommunications service area in the State where access to video service will be offered shall be considered." 220 ILCS 5/21-201. The Cable and Video Law refers to the Telecommunications Article of the Public Utilities Act for the definition of exchange, where exchange is defined as "a geographical area for the administration of telecommunications services, established and described by the tariff of a telecommunications carrier providing local exchange telecommunications service, and consisting of one or more contiguous central offices, together with associated facilities used in providing such local exchange telecommunications service. To the extent practicable, a municipality, city, or village shall not be located in more than one exchange unless the municipality, city, or village is located in more than one exchange through annexation that occurs after the establishment of the exchange boundary." 220 ILCS 5/ 21-201 and 220 ILCS 5/13-206.

⁴ Section 21-1101(c) addresses holders using telecommunications facilities and having over 1,000,000 access lines. Within 3 years, such holders shall provide cable or video service to at least 35% of the households within 3 designated service areas. Within 5 years, such holders shall provide cable or video service to at least 50% of the households within the 3 designated service areas. Section 21-1101(c) holders

- (1) Cable service and video service information:
 - (A) The number of households in the holder's telecommunications service area within each designated market area in which it offers cable service or video service.
 - (B) The number of households in the holder's telecommunications service area within each designated market area that are offered access to cable service or video service by the holder.
 - (C) The number of households in the holder's telecommunications service area in the State.
 - (D) The number of households in the holder's telecommunications service area in the State that are offered access to cable service or video service by the holder.
 - (E) The exchanges or local units of government in which the holder added cable service or video service in the prior year.
- (2) Low-income household information:
 - (A) The number of low-income households in the holder's telecommunications service area within each designated market area in which it offers video service.
 - (B) The number of low-income households in the holder's telecommunications service area within each designated market area that are offered access to video service by the holder.
 - (C) The number of low-income households in the holder's telecommunications service area in the State.
 - (D) The number of low-income households in the holder's telecommunications service area in the State that are offered access to video service by the holder.

are also required to deploy cable or video service so that at least 30% of the total households with access to the holder's cable or video service shall be low-income. The holder is also obligated to provide access to cable or video service to a percentage of low-income households in each exchange that is at least equal to the percentage of the total low-income households within that exchange.

Once the holder of a State-issued authorization has satisfied the build-out requirements of Section 21-1101(d),⁵ the holder is required to annually report relative to Section 21-1101(j-10), as follows:

(1) Cable service and video service information:

- (A) The number of households in the holder's footprint in which it offers cable service or video service.
- (B) The number of households in the holder's footprint that are offered access to cable service or video service by the holder.
- (C) The exchanges or local units of government in which the holder added cable service or video service in the prior year.

(2) Low-income household information:

- (A) The number of low-income households in the holder's footprint in which it offers cable service or video service.
- (B) The number of low-income households in the holder's footprint that are offered access to cable service or video service by the holder.

The Cable and Video Law directs the Commission to include the deployment information supplied to it by holders of State-issued video and cable services authorizations in an annual report to the General Assembly. Section 21-1101(k) of the Cable and Video Law⁶ provides that:

The Commission, within 30 days of receiving the first report from holders under this Section, and annually no later than July 1 thereafter, shall submit to the General Assembly a report that includes, based on year-end data, the information submitted by holders pursuant to subdivisions (1) and (2) of subsections (j), (j-5), and (j-10) of this Section. The Commission shall make this report available to any member of the public or any local unit of government upon request. All information

⁵ Section 21-1101(d) addresses all holders other than those referenced in Section 21-1101(c). Within 3 years, such holders shall provide cable or video service to at least 35% of the households within each exchange or local unit of government within its service area. Within 5 years, such holders shall provide cable or video service to at least 50% of the households within each exchange or local unit of government within its service area. Section 21-1101(d) holders are also required to deploy cable or video service so that at least 30% of the total households with access to the holder's cable or video service shall be low-income. The holder is also obligated to provide access to cable or video service to a percentage of low-income households in each exchange or local unit of government that is at least equal to the percentage of the total low-income households within that exchange or local unit of government.

⁶ 220 ILCS 5/21-1101(k).

submitted to the Commission and designated by holders as confidential and proprietary shall be subject to the disclosure provisions in subsection (c) of Section 21-401 of this Act. No individually identifiable customer information shall be subject to public disclosure.

Commission Activities Related to the Cable and Video Competition Law of 2007

Since the Cable and Video Law took effect on June 30, 2007, the Commission has approved twenty-eight applications from companies seeking authorization to provide cable or video services.

- On October 24, 2007 in Docket No. 07-0493, the Commission approved the application of Illinois Bell Telephone Company (“AT&T Illinois”) to provide video service, and authorized AT&T Illinois to use, occupy and construct facilities in the public rights of way for the delivery of video service in the service area footprint.
- On April 21, 2010 in Docket No. 10-0048, the Commission approved WideOpenWest Illinois, LLC’s application to provide video service, and authorized WideOpenWest Illinois, LLC to use, occupy and construct facilities in the public rights of way for the delivery of video service in the service area footprint.
- On February 10, 2011 in Docket No. 11-0029, the Commission approved Highland Communication Services’ application to provide video service, and authorized Highland Communication Services to use, occupy and construct facilities in the public rights of way for the delivery of video service in the service area footprint.
- On January 23, 2014 in Docket Nos. 14-0009, 14-0010, 14-0109, and 14-0194, the Commission approved Mediacom Illinois LLC’s application to provide cable service, and authorized Mediacom Illinois LLC to use, occupy and construct facilities in the public rights of way for the delivery of cable service in the service area footprint.
- On March 5, 2014 in Docket Nos. 14-0100, 14-0193, and 14-0195, the Commission approved MCC Illinois LLC’s application to provide cable service, and authorized MCC Illinois LLC to use, occupy and construct facilities in the public rights of way for the delivery of cable service in the service area footprint.
- On August 1, 2014 in Docket No. 14-0450, the Commission approved the application of US Sonet LLC to provide cable service, and authorized US Sonet LLC to use, occupy and construct facilities in the public rights of way for the delivery of cable service in the service area footprint.
- On September 19, 2014 in Docket Nos. 14-0531, 14-0532 and 14-0533, the Commission approved the application of three Comcast affiliates, Comcast of

Florida/Georgia/Illinois/Michigan, LLC, Comcast of Illinois III, Inc. d/b/a CHICAGO CABLE TV-IV, and Comcast of South Chicago, Inc. to provide cable service, and authorized Comcast to use, occupy and construct facilities in the public rights of way for the delivery of cable service in Chicago vicinity known as Chicago Areas 2 and 3, Chicago Area 4, and Chicago Area 5, respectively. At its April 23, 2015 Bench Session, the Commission approved the application of the Comcast affiliate Comcast of Chicago, Inc. to also provide cable service in Chicago Area 1.

- On March 12, 2015 in Docket No. 15-0118, the Commission approved the application of Computer Techniques, Inc. d/b/a CTI Fiber to provide cable service, and authorized Computer Techniques, Inc. d/b/a CTI Fiber to use, occupy and construct facilities in the public rights of way for the delivery of cable service in the service area footprint.
- On March 26, 2015 in Docket No. 15-0170, the Commission approved the application of Illinois Rural Electric Cooperative to provide video service, and authorized Illinois Rural Electric Cooperative to use, occupy and construct facilities in the public rights of way for the delivery of video service in Calhoun County, the Village of Bluffs, and the Cities of Barry and Winchester.
- On June 5, 2015 in Docket No. 15-0352, the Commission approved the application of Mediacom Southeast LLC to provide cable service, and authorized Mediacom Southeast LLC to use, occupy and construct facilities in the public rights of way for the delivery of cable service in the Village of Alto Pass.
- On July 9, 2015 in Docket No. 15-0396, the Commission approved the application of RCN Telecom Services of Illinois, LLC to provide cable service, and authorized RCN Telecom Services of Illinois, LLC to use, occupy and construct facilities in the public rights of way for the delivery of cable service in the Village of Lincolnwood.
- On February 24, 2016 in Docket No. 16-0051, the Commission approved the application of Co-Mo Comm, Inc. to provide video service, and authorized Co-Mo Comm, Inc. to use, occupy and construct facilities in the public rights of way for the delivery of video service in Scott and Calhoun Counties, the Village of Bluffs, and the Cities of Barry and Winchester.
- On June 1, 2016 in Docket No. 16-0311, the Commission approved the application of iTV-3, LLC d/b/a iTV-3 of Central Illinois, LLC to use, occupy and construct facilities in the public rights of way for the delivery of video service in Champaign/Urbana and the Village of Dunlap.
- On October 19, 2016, in Docket No. 16-0445, the Commission approved the amended application of Frontier North Inc. to use, occupy and construct facilities

in the public rights of way for the delivery of video service in its service area footprint. Frontier North Inc. subsequently experienced negotiation difficulty on retransmission rights, and on March 13, 2017 submitted a supplemental amended application seeking re-authorization, which the Commission granted on April 7, 2017.

- On January 11, 2017 in Docket No. 16-0592, the Commission approved the application of Wabash Independent Networks, Inc. to use, occupy and construct facilities in the public rights of way for the delivery of video service in the Villages of Odin, Iuka, and Sandoval.
- On May 10, 2017 in Docket No. 17-0199, the Commission approved the application of Consolidated Communications Enterprise Services, Inc. to use, occupy and construct facilities in the public rights of way for the delivery of video service in 41 central Illinois communities.
- On June 7, 2017 in Docket No. 17-0245, the Commission approved the application of Zito Midwest LLC to use, occupy and construct facilities in the public rights of way for the delivery of video service in Jackson County.
- On September 27, 2017 in Docket No. 17-0365, the Commission approved the application of Telecommunications Management, LLC d/b/a New Wave Communications to use, occupy and construct facilities in the public rights of way for the delivery of video service in the Village of Oreana.
- On September 27, 2017 in Docket No. 17-0378, the Commission approved the application of Frontier Communications of Illinois, Inc. to use, occupy and construct facilities in the public rights of way for the delivery of video service in Illinois communities.
- On December 13, 2017 in Docket No. 17-0584, the Commission approved the application of Madison Communications, Inc. to use, occupy and construct facilities in the public rights of way for the delivery of video service in certain areas of Madison County.
- On January 25, 2018 in Docket No. 18-0036, the Commission approved the application of Pavlov Media Cable Illinois, LLC to use, occupy and construct facilities in the public rights of way for the delivery of video service in Monticello.
- On June 14, 2018 in Docket No. 18-1007, the Commission approved the application of Cass Cable TV, Inc. to use, occupy and construct facilities in the public rights of way for the delivery of video service in the villages of Bath, Forest City, and Tallula.

- On February 5, 2020 in Docket No. 20-0051, the Commission approved the application of MCC Network Services, LLC d/b/a Metro Comm to use, occupy and construct facilities in the public rights of way for the delivery of video service in Gibson City.
- On March 5, 2020 in Docket No. 20-0113, the Commission approved the application of Illinois Fiber Connect LLC to use, occupy and construct facilities in the public rights of way for the delivery of video service in the villages of Teutopolis and Watson.
- On April 28, 2020 in Docket No. 20-0320, the Commission approved the application of Surf Air Wireless, LLC d/b/a Surf Broadband Solutions, d/b/a Surf Air Wireless, d/b/a CSInet to use, occupy and construct facilities in the public rights of way for the delivery of video service in Ottawa.
- On March 4, 2021 in Docket No. 20-0867, the Commission approved Cable One, Inc. and Telecommunications Management, LLC d/b/a NewWave Communications' Notice of Transfer and Application for State-Issued Authorization to Provide Cable or Video Service, to use, occupy and construct facilities in the public rights-of-way for the delivery of video service in the existing Telecommunications Management, LLC d/b/a NewWave Communications service area footprint.
- On June 24, 2021 in Docket No. 21-0491, the Commission approved Illinois Bell Telephone Company, LLC d/b/a AT&T Wholesale d/b/a AT&T Illinois ("AT&T Illinois") and DIRECTV, LLC's Notice of Transfer and Application for State-Issued Authorization to Provide Video Service Pursuant to Section 401 of the Cable and Video Competition Law of 2007, to use, occupy, and construct facilities in the public rights-of-way for the delivery of video service, and for State-issued authorization for DIRECTV to provide video service in the existing AT&T Illinois service area footprint.
- On September 2, 2021 in Docket No. 21-0598, the Commission approved the Transfer of the WideOpenWest Illinois, LLC's State-Issued Authorization to Provide Cable and Video Services within the State of Illinois pursuant to Section 401 of the Cable and Video Competition Law of 2007 to RCN Telecom Services of Illinois, LLC d/b/a Astound Broadband d/b/a Astound TV Network (ATVN) d/b/a Astound Business Solutions d/b/a Astound.

Summary of Reports

DIRECTV, LLC's (formerly known as AT&T Illinois) First Annual Report to the Commission

On June 24, 2021, the Commission approved the transfer of the video franchise held by AT&T Illinois to its affiliate DIRECTV, LLC and granted State-issued authorization to provide video service in Docket No. 21-0491. The transfer was completed on June 31, 2021, and DIRECTV, LLC began providing U-verse TV service in the same video service area footprint as AT&T Illinois.

On March 30, 2022, DIRECTV, LLC submitted to the Commission a document entitled "Re: Docket 21-0491 DIRECTV Annual Video Service Access Report," included as Attachment A. The DIRECTV, LLC report consists of a summary letter, a page of Definitions and Descriptions, and one attachment for the year ending December 31, 2021.

In 2013, DIRECTV, LLC's predecessor AT&T Illinois reported satisfying the requirements of Section 21-1101(c) of the Cable and Video Law. Accordingly, DIRECTV, LLC's First Annual Report was submitted in compliance with Section 21-1101(j-5) of the Cable and Video Law, which is described in the Introduction section of this report. DIRECTV, LLC reported, among other information:

- The number of households in DIRECTV, LLC's telecommunications service area within the Champaign & Springfield-Decatur DMA to which it offers video service has increased from 116,787 in 2020 to 125,796 in 2021, offering service to 49% of the Champaign & Springfield-Decatur DMA.
- The number of households in DIRECTV, LLC's telecommunications service area within the Chicago DMA to which it offers video service has increased from 2,833,055 in 2020 to 2,898,072 in 2021, offering service to 71% of its Chicago DMA.
- The number of households in DIRECTV, LLC's telecommunications service area within the St. Louis DMA to which it offers video service has increased from 96,101 in 2020 to 101,229 in 2021, offering service to 40% of its St. Louis DMA.
- The number of households in DIRECTV, LLC's telecommunications service area in its total State area to which it offers video service has increased from 3,045,943 in 2020 to 3,125,097 in 2021, offering service to 63% of its total State area.
- The number of exchanges or local units of government in which DIRECTV, LLC added video service was 0 in 2021.
- The number of low-income households in DIRECTV, LLC's telecommunications service area within the Champaign & Springfield-Decatur DMA to which it offers video service has increased from 51,609 in 2020 to 54,625 in 2021. 43% of the

households offered service by DIRECTV, LLC in the Champaign & Springfield-Decatur DMA were low-income, which is greater than the percentage of all households in the DIRECTV, LLC Champaign & Springfield-Decatur DMA that are low-income at 39%.

- The number of low-income households in DIRECTV, LLC's telecommunications service area within the Chicago DMA to which it offers video service has increased from 797,641 in 2020 to 812,573 in 2021. 28% of the households offered service by DIRECTV, LLC in 2021 in the Chicago DMA were low-income, which is greater than the percentage of all households in the Chicago DMA that are low-income at 27%.
- The number of low-income households in DIRECTV's telecommunications service area within the St. Louis DMA to which it offers video service has increased from 33,058 in 2020 to 35,007 in 2021. 35% of the households offered service by DIRECTV in 2021 in the St. Louis DMA were low-income, which is greater than the percentage of all households in the DIRECTV St. Louis DMA that are low-income at 34%.
- The number of low-income households in DIRECTV, LLC's telecommunications service area in its total State area to which it offers video service has increased from 882,308 in 2020 to 902,205 in 2021. 29% of the households offered service by DIRECTV, LLC in 2021 in its total State area were low-income, which is equal to the percentage of all households in DIRECTV, LLC's total State area that are low-income at 29%.

WideOpenWest Illinois, LLC

On September 2, 2021 in Docket No. 21-0598, the Commission approved the Transfer of the WideOpenWest Illinois, LLC's State-Issued Authorization to Provide Cable and Video Services within the State of Illinois pursuant to Section 401 of the Cable and Video Competition Law of 2007 to RCN Telecom Services of Illinois, LLC d/b/a Astound Broadband d/b/a Astound TV Network (ATVN) d/b/a Astound Business Solutions d/b/a Astound ("Astound"). Accordingly, the former WideOpenWest, LLC's service area territory is now included in RCN Telecom Services of Illinois, LLC d/b/a Astound's annual report below.

Highland Communication Services Eleventh Report to the Commission

Highland Communication Services provided its eleventh annual report to the Commission on April 12, 2022 for the year ending December 31, 2021, included as Attachment B. Highland Communication Services provides video services for the City of Highland and surrounding areas.

Highland Communications Services added no new exchanges or local units of government from last year's report.

Highland Communication Services indicated that it offers cable service to 4,486 of its 4,910 households, or 91%. 25% of the households offered service by Highland Communication Services in 2021 were low-income, which is equal to the percentage of all households in the Highland Communication Services service area that are low-income at 25%.

Mediacom Illinois LLC's Eighth Report to the Commission

Mediacom Illinois LLC submitted its eighth annual report on March 17, 2022 for the year ending December 31, 2021, included as Attachment C. Mediacom Illinois LLC provides cable services to 287172 distinct service areas throughout Illinois, including Carbondale, Effingham, Marion, Murphysboro, and Mattoon.

Mediacom Illinois LLC reports 115 more exchanges or local units of government from last year's report.

Mediacom Illinois LLC indicated that it now offers cable service to 248,175 of its 1,079,928 households, or 23%. 31% of the households offered service by Mediacom Illinois LLC in 2021 were low-income, which is equal to the percentage of all households in the Mediacom Illinois LLC service area that are low-income at 31%. In areas where Mediacom Illinois LLC is an incumbent provider of cable services it is, pursuant to Section 21-301(b) "obligated to provide access to cable services or video services within any local unit of government at the same levels required by the local franchising authorities for the local unit of government on June 30, 2007."

MCC Illinois LLC's Eighth Report to the Commission

MCC Illinois LLC submitted its eighth annual report on March 17, 2022 for the year ending December 31, 2021, included as Attachment D. MCC Illinois LLC identified 54 cable service areas, including Moline, Williamson County and Coles County.

MCC Illinois LLC reports 7 additional exchanges or local units of government from last year's report.

MCC Illinois LLC indicated that it offers cable service to 80,879 of its 245,861 households, or 33%. 33% of the households offered service by MCC Illinois LLC in 2021 were low-income, which is equal to the percentage of all households in the MCC Illinois LLC service area that are low-income at 33%. In areas where MCC Illinois LLC is an incumbent provider of cable services it is, pursuant to Section 21-301(b) "obligated to provide access to cable services or video services within any local unit of government at the same levels

required by the local franchising authorities for the local unit of government on June 30, 2007.”

US Sonet LLC’s (“Lightspeed”) Final Report to the Commission

US Sonet LLC’s service territory was acquired by Wabash Independent Networks on March 24, 2017.

Comcast’s Seventh Report to the Commission

Comcast of Florida/Georgia/Illinois/Michigan, LLC, Comcast of Illinois III, Inc. d/b/a CHICAGO CABLE TV-IV, and Comcast of South Chicago, Inc. received State-issued authorization to provide cable services to the City of Chicago Areas 2, 3, 4 and 5 on September 19, 2014. Comcast of Chicago, Inc. received Commission approval to provide cable service to the City of Chicago Area 1 on April 23, 2015. Comcast of Florida/Georgia/Illinois/Michigan, LLC, Comcast of Illinois III, Inc. d/b/a CHICAGO CABLE TV-IV, Comcast of South Chicago, Inc., and Comcast of Chicago, Inc. (“Comcast”) submitted its seventh annual report on March 17, 2022 for year ending December 31, 2021, included as Attachment E.

Comcast reported that, with respect to the City of Chicago, Comcast is an “incumbent cable operator” because Comcast, on January 1, 2007, provided cable service in and throughout the City of Chicago pursuant to franchise agreements. Pursuant to and in accordance with those local franchise agreements, Comcast provided cable service access to 100% of low-income households throughout its City of Chicago “footprint.” Because Comcast is an incumbent cable operator under the Cable and Video Competition Law of 2007 (“Act”), Comcast must provide cable access in its service territory (i.e., City of Chicago) on the same terms and in a geographic area no smaller than it did on June 30, 2007. Comcast reports it is fully compliant with these obligations under the Act.

Comcast states that the United States Census Bureau’s most recent estimate of the number of “low-income households,” as defined in Section 21-201(p) of the Illinois Public Utilities Act, located within the City of Chicago is 354,187, and that Comcast provides access to 100% of those low-income households.

Computer Techniques, Inc. d/b/a CTI Fiber’s Seventh Report to the Commission

Computer Techniques, Inc. d/b/a CTI Fiber submitted its seventh annual report on January 31, 2022 for the year ending December 31, 2021, included as Attachment F. Computer Techniques, Inc. d/b/a CTI Fiber provides cable services to Taylorville, Langleyville, Hillsboro, Nokomis, Edinburg, Witt, Irving and Pana. Computer Techniques, Inc. d/b/a CTI Fiber reports four new exchanges or local units of government since last year’s report.

Computer Techniques, Inc. d/b/a CTI Fiber indicated that it offers cable service to 10,586 of its 11,733 households, or 90%. 39% of the households offered service by Computer Techniques, Inc. d/b/a CTI Fiber in 2021 were low-income, which is equal to the percentage of all households in the Computer Techniques, Inc. d/b/a CTI Fiber service area that are low-income at 39%.

Illinois Electric Cooperative DBA IllinoisNet.com's Seventh Report to the Commission

Illinois Electric Cooperative DBA IllinoisNet.com submitted its seventh annual report on March 28, 2022 for the year ending December 31, 2021, included as Attachment G. Illinois Electric Cooperative DBA IllinoisNet.com provides video services to the City of Winchester and the Village of Bluffs, with no additional exchanges from last year.

Illinois Electric Cooperative DBA IllinoisNet.com indicated that it offers cable service to all 929 households, or 100%. 28% of the households offered service by Illinois Electric Cooperative DBA IllinoisNet.com in 2021 were low-income, which is equal to the percentage of all households in the Illinois Electric Cooperative DBA IllinoisNet.com service area that are low-income at 28%.

Mediacom Southeast LLC's Seventh Report to the Commission

Mediacom Southeast LLC submitted its seventh annual report on March 17, 2022 for the year ending December 31, 2021, included as Attachment H. Mediacom Southeast LLC provides cable services to areas such as Randolph County and Royalton, with no additional exchanges from last year.

Mediacom Southeast LLC indicated that it offers cable service to 1,876 of its 10,252 households, or 18%. 39% of the households offered service by Mediacom Southeast LLC in 2021 were low-income, which is greater than the percentage of all households in the Mediacom Southeast LLC service area that are low-income at 37%.

RCN Telecom Services of Illinois, LLC d/b/a Astound Broadband d/b/a Astound TV Network (ATVN) d/b/a Astound Business Solutions d/b/a Astound's ("Astound") First Combined Report to the Commission

On September 2, 2021 in Docket No. 21-0598, the Commission approved the Transfer of the WideOpenWest Illinois, LLC's State-Issued Authorization to Provide Cable and Video Services within the State of Illinois pursuant to Section 401 of the Cable and Video Competition Law of 2007 to RCN Telecom Services of Illinois, LLC d/b/a Astound Broadband d/b/a Astound TV Network (ATVN) d/b/a Astound Business Solutions d/b/a Astound ("Astound"). Accordingly, Astound's annual report now includes both the former WideOpenWest, LLC and the former RCN Telecom Services of Illinois, LLC service

territories. Astound submitted its seventh annual report on April 18, 2022 for the year ending December 31, 2021, included as Attachment I. Astound provides cable services to areas such as City of Chicago (Area 5), Evanston, Naperville, and Schaumburg, with 24 additional exchanges from last year.

Astound indicated that it offers cable service to 478,730 of its 564,533 households, or 85%. 33% of the households offered service by Astound in 2021 were low-income, which is greater than the percentage of all households in the Astound service area that are low-income at 28%.

Co-Mo Comm, Inc. DBA Co-Mo Connect's Sixth Report to the Commission

Co-Mo Comm, Inc. submitted its sixth annual report on March 28, 2022 for the year ending December 31, 2021, included as Attachment J. Co-Mo Comm, Inc. DBA Co-Mo Connect's provides cable services to 39 governmental units in west-central Illinois including the City of Quincy and counties of Hancock, Brown and Scott, with no additional exchanges from last year.

Co-Mo Comm, Inc. DBA Co-Mo Connect reported that it offers cable service to all 32,795 households, or 100%. 34% of the households offered service by Co-Mo Comm, Inc. DBA Co-Mo Connect in 2021 were low-income, which is equal to the percentage of all households in the Co-Mo Comm, Inc. DBA Co-Mo Connect service area that are low-income at 34%.

iTV-3, LLC d/b/a iTV-3 of Central Illinois, LLC's Sixth Report to the Commission

iTV-3, LLC d/b/a iTV-3 of Central Illinois, LLC submitted its sixth annual report on April 14, 2022 for the year ending December 31, 2021, included as Attachment K. iTV-3, LLC d/b/a iTV-3 of Central Illinois, LLC provides cable services to areas such as Springfield, Champaign/Urbana and Chatham, with ten additional exchanges compared to last year.

iTV-3, LLC d/b/a iTV-3 of Central Illinois, LLC reports that it offers cable service to 49,108 of its 128,711 households, or 38%. 29% of the households offered service by iTV-3, LLC d/b/a iTV-3 of Central Illinois, LLC in 2021 were low-income, which is less than the percentage of all households in the iTV-3, LLC d/b/a iTV-3 of Central Illinois, LLC service area that are low-income at 36%.

Frontier North Inc.'s and Frontier Communications' (Frontier) Fourth Report to the Commission

Frontier submitted its fourth annual report on April 1, 2022 for the year ending December 31, 2021, included as Attachment L. Frontier provides cable services to central Illinois communities such as Bloomington, Heyworth, Colfax and Stanford.

Frontier reported that it offers cable service to 45,243 of its 63,977 households, or 71%, surpassing the 5-year 50% build out compliance requirements per Section 21-1101(d)(1) of the PUA. 14% of the households offered service by Frontier in 2021 were low-income, which is equal to the percentage of all households in the Frontier service area that are low-income at 14%.

Wabash Communications' (formerly Wabash Independent Networks, Inc.) Fifth Report to the Commission

Wabash Communications submitted its fifth annual report on March 23, 2022 for the year ending December 31, 2021, included as Attachment M. Wabash Communications provides cable services to Odin, Iuka, and Sandoval, with no additional exchanges from last year.

Wabash Communications reported that it offers cable service to 747 of its 1,107 households, or 67%. 31% of the households offered service by Wabash Communications in 2021 were low-income, which is greater than the percentage of all households in the Wabash Communications service area that are low-income at 27%.

Consolidated Communications Enterprise Services, Inc. Fourth Report to the Commission

Consolidated Communications Enterprise Services, Inc. submitted its fourth annual report on April 1, 2022 for the year ending December 31, 2021, included as Attachment N. Consolidated Communications Enterprise Services, Inc. provides cable services to 49 central Illinois communities such as Charleston, Effingham, and Hillsboro.

Consolidated Communications Enterprise Services, Inc. reported that it offers cable service to 108,492 of its 121,293 households, or 89%, already compliant with the 5-year 50% build out requirements per Section 21-1101(d)(1) of the PUA. 32% of the households offered service by Consolidated Communications Enterprise Services, Inc. in 2021 were low-income, which is greater than the percentage of all households in the Consolidated Communications Enterprise Services, Inc. service area that are low-income at 30%.

Zito Midwest LLC's Fourth Report to the Commission

Zito Midwest LLC submitted its fourth annual report on March 25, 2022 for the year ending December 31, 2021, included as Attachment O. Zito Midwest LLC provides cable services to 8 southern Illinois governmental units, such as Vienna, Goreville and Galatia.

Zito Midwest LLC reported that it offers cable service to all 2,682 households, or 100%, already compliant with the 5-year 50% requirements per Section 21-1101(d)(1) of the PUA. 20% of the households offered service by Zito Midwest LLC in 2021 were low-income, which is equal to the percentage of all households in the Zito Midwest LLC service area that are low-income at 20%.

Telecommunications Management, LLC d/b/a New Wave Communications d/b/a Cable One, Inc.s' Fifth Report to the Commission

Telecommunications Management, LLC d/b/a New Wave Communications d/b/a Cable One, Inc. submitted its fifth annual report on March 31, 2022 for the year ending December 31, 2021, included as Attachment P. Telecommunications Management, LLC d/b/a New Wave Communications d/b/a Cable One, Inc. provides cable services to 105 areas such as Auburn, Benton, Macoupin County, Vermillion County, and Montgomery County, adding no additional exchanges from last year.

Telecommunications Management, LLC d/b/a New Wave Communications d/b/a Cable One, Inc. reported that it offers cable service to 120,940 of its 188,194 households, or 64%. 31% of the households offered service by Telecommunications Management, LLC d/b/a New Wave Communications d/b/a Cable One, Inc. in 2021 were low-income, which is equal to the percentage of all households in the Telecommunications Management, LLC d/b/a New Wave Communications d/b/a Cable One, Inc. service area that are low-income at 31%.

Madison Communications, Inc.'s Fifth Report to the Commission

Madison Communications, Inc. submitted its fifth annual report on February 2, 2022 for the year ending December 31, 2021, included as Attachment Q. Madison Communications, Inc. provides cable services to certain areas of Madison County, Alhambra, Hamel and Worden.

Madison Communications, Inc. reported that it offers cable service to all 3,552 households, or 100%, surpassing the 5-year 50% build out compliance requirements per Section 21-1101(d)(1) of the PUA. 3% of the households offered service by Madison Communications, Inc. in 2021 were low-income, which is equal to the percentage of all households in the Madison Communications, Inc. service area that are low-income at 3%.

Pavlov Media Cable Illinois, LLC's Third Report to the Commission

Pavlov Media Cable Illinois, LLC submitted its third annual report on March 28, 2022 for the year ending December 31, 2021, included as Attachment R. Pavlov Media Cable Illinois, LLC reports that due to technical issues, its expected deployment has been delayed. Currently, Pavlov Media Cable Illinois, LLC has not offered, nor does it provide

cable and video service to Illinois customers or subscribers. Pavlov Media Cable Illinois, LLC expects to resolve these issues and begin providing service later this year.

Cass Cable TV, Inc.'s Fourth Report to the Commission

Cass Cable TV, Inc. submitted its fourth annual report on March 9, 2022 for the year ending December 31, 2021, included as Attachment S.

Cass Cable TV, Inc. reports that it is an incumbent cable operator for Pittsfield, Pleasant Plains, Rushville, Mason, Ashland, Virginia, Athens, Versailles, Mt. Sterling, Sherman, Bath, Forest City, and Tallula pursuant to local franchise agreements. Cass Cable TV provides cable service access to 100% of low-income households in these communities.

Cass Cable TV, Inc. reports that for the Village of Lynnville, Cass Cable TV, Inc. is not an incumbent cable operator, however, it provides cable access throughout the entire corporate limits of Lynnville. With respect to Morgan County, Cass Cable TV, Inc. is not an incumbent cable operator, however, it provides cable service access at the same levels required by Morgan County for incumbent cable operators. Cass Cable TV, Inc. provides access to all 9,398 low-income households throughout its service area footprint. Cass Cable TV, Inc. states that it is fully compliant with its obligations under the Cable and Video Competition Law of 2007.

MCC Network Services, LLC d/b/a Metro Comm's Second Report to the Commission

MCC Network Services, LLC d/b/a Metro Comm submitted its second annual report on February 28, 2022, for the year ending December 31, 2021, included as Attachment T. MCC Network Services, LLC d/b/a Metro Comm provides cable services to Sullivan, Bement, and Bethany.

MCC Network Services, LLC d/b/a Metro Comm reported that it offers cable service to 861 of its 5,331 households, or 16%, short of the 3-year 35% build out requirement per Section 21-1101(d)(1) of the PUA.

MCC Network Services, LLC d/b/a Metro Comm's report indicates it is not in compliance relative to the low-income provision of Section 21-1101(d)(2) of the PUA that requires at least 30% of the total households with access to its cable or cable services to be low-income within 3 years after the date that it received authorization from the Commission to provide service. As of December 31, 2021, MCC Network Services, LLC d/b/a Metro Comm reports a 9% low-income build out.

MCC Network Services, LLC d/b/a Metro Comm is not in compliance with the low-income provisioning requirement of Section 21-1101(d)(2) of the PUA, which requires MCC Network Services, LLC d/b/a Metro Comm to provide access to a percentage of low-income households that is at least equal to the percentage of the total low-income

households within the local unit of governments that it serves. MCC Network Services, LLC d/b/a Metro Comm provides a low-income build out of 9% which is less than the percentage of all households in the MCC Network Services, LLC d/b/a Metro Comm service area that are low-income at 10%.

Illinois Fiber Connect LLC's Second Report to the Commission

Illinois Fiber Connect LLC submitted its second annual report on March 23, 2022 for the year ending December 31, 2021, included as Attachment U. Illinois Fiber Connect LLC provides cable services to Teutopolis and Watson.

Illinois Fiber Connect LLC reported that it offers cable service to 498 of its 996 households, or 50%, compliant with the 3-year 35% and 5-year 50% build out requirements per Section 21-1101(d)(1) of the PUA.

Illinois Fiber Connect LLC's report indicates it is not in compliance relative to the low-income provision of Section 21-1101(d)(2) of the PUA that requires at least 30% of the total households with access to its cable or cable services to be low-income within 3 years after the date that it received authorization from the Commission to provide service. As of December 31, 2021, Illinois Fiber Connect LLC reports a 20% low-income build out.

Illinois Fiber Connect LLC is not in compliance with the low-income provisioning requirement of Section 21-1101(d)(2) of the PUA, which requires Illinois Fiber Connect LLC to provide access to a percentage of low-income households that is at least equal to the percentage of the total low-income households within the local unit of governments that it serves. Illinois Fiber Connect LLC provides a low-income build out of 20% which is less than the percentage of all households in the Illinois Fiber Connect LLC service area that are low-income at 23%.

Surf Air Wireless, LLC d/b/a Surf Broadband Solutions' Second Report to the Commission

Surf Air Wireless, LLC d/b/a Surf Broadband Solutions submitted its second annual report on April 7, 2022 for the year ending December 31, 2021, included as Attachment V. Surf Air Wireless, LLC d/b/a Surf Broadband Solutions provided cable services to Ottawa.

Per email dated April 7, 2022, Mr. Jason Lehman, Chief Financial Officer of Surf Air Wireless, LLC d/b/a Surf Broadband Solutions, indicated that they have stopped offering video services.

Conclusion

As required by the Cable and Video Law, the Commission provides this report summarizing deployment information supplied to it by holders of State-issued cable or

video services authority. The Commission will, consistent with its statutory obligations, continue to monitor and annually report on cable and video deployment efforts pursuant to Section 21-1101(k) of the Illinois Public Utilities Act.



Scott J. Alexander
Sr. Director – External Affairs

March 31, 2022

Ms. Elizabeth A. Rolando
Chief Clerk
Illinois Commerce Commission
527 East Capitol Avenue
Springfield, Illinois 62794

AT #17

RECEIVED
MAR 30 2022
ILLINOIS COMMERCE COMMISSION
CHIEF CLERKS OFFICE

Re: Docket 21-0491 DIRECTV Annual Video Service Access Report

Dear Ms. Rolando:

DIRECTV, LLC ("DIRECTV") submits its Annual Video Service Access Report to you for filing pursuant to the requirements under the Cable and Video Competition Law of 2013 (the "Act") (220 ILCS 5/21-100).

On June 24, 2021, the Illinois Commerce Commission approved the transfer of the video franchise held by Illinois Bell Telephone Company ("AT&T Illinois") to DIRECTV and granted state issued authorization to provide video service by the Commission's notice in Docket 21-0491 dated June 24, 2021. The transfer was completed on July 31, 2021, and DIRECTV began providing U-verse TV service in the same video service area footprint as AT&T Illinois.

We respectfully request Commission acceptance of this Report. Any questions regarding this filing can be directed to me as follows:

DIRECTV
Legal/External Affairs
2260 E. Imperial Hwy.
El Segundo, CA 90245
e-mail: scott.alexander@directv.com
telephone: (214) 202-3185

Please acknowledge receipt of this Report by returning the extra copy of this letter, using the enclosed pre-addressed and postage paid envelope enclosed for your convenience.

Sincerely,

Scott J. Alexander
Senior Director – External Affairs
Enclosure

DIRECTV Annual Video Service Access Report

Data as of December 31, 2021

Definitions and Descriptions

Attachment 1 – Statewide and Designated Market Areas

Definitions and Descriptions for Attachments 1

“Access” means that DIRECTV is capable of providing video services at the household address using any technology, other than direct-to-home satellite service, which provides two-way broadband internet capability and video programming, content and functionality, regardless of whether any customer has ordered service or whether the owner or landlord or other responsible person has granted access to the household.

“HH” or “Household” means a house, an apartment, a mobile home, a group of rooms, or a single room that is intended for occupancy as separate living quarters. Separate living quarters are those in which the occupants live and eat separately from any other persons in the building and which have direct access from the outside of the building or through a common hall.

“LI” or “Low-income household” means those residential households located within the AT&T Illinois’ existing telecommunications service area where the average annual household income is less than \$35,000 based on the United States Census Bureau estimates adjusted annually to reflect rate of change and distribution.

“Designated Market Area” or “DMA” means a designated market area, as determined by Nielsen Media Research and published in the 1999-2000 Nielsen Station Index Directory and Nielsen Station Index United States Television Household Estimates or any successor publication. For any designated market area that crosses State lines, only households in the portion of the designated market area that is located within AT&T Illinois’ telecommunications service area where access to video service will be offered is included.

“Telco Footprint” shows the number of households in AT&T Illinois’ telecommunications service area at statewide and DMA levels.

“Current Build Footprint” and “Current Build Coverage %” shows the number and percent of households with access to video service in areas within DIRECTV’s State-issued authorization at statewide and DMA levels.

“Footprint LI” and “Footprint LI %” shows the number and percent of low-income households in AT&T Illinois’ telecommunications service area at statewide and DMA levels.

“Current Build LI” and “Current Build LI %” shows the number and percent of low-income households with access to video service in areas within DIRECTV’s State-issued authorization at statewide and DMA levels.

Attachment 1

DIRECTV Annual Video Service Access Report

State	HH Footprint	Current Build Footprint	Current Build Coverage %	Footprint LI	Current Build LI	Footprint LI%	Current Build LI%
Illinois	4,934,774	3,125,097	63%	1,419,183	902,205	29%	29%

Designated Market Area (DMA)	HH Footprint	Current Build Footprint	Current Build Coverage %	Footprint LI	Current Build LI	Footprint LI%	Current Build LI%
Champaign & Springfield- Decatur	255,550	125,796	49%	98,590	54,625	39%	43%
Chicago	4,108,766	2,898,072	71%	1,122,804	812,573	27%	28%
St. Louis	252,893	101,229	40%	86,688	35,007	34%	35%

Note: Total state households differ from DMA households because DMAs with no video build were removed from this list to improve readability.

Data as of December 31, 2021.



April 12, 2022

Chief Clerk's Office

Illinois Commerce Commission

527 E. Capitol Ave.

Springfield, IL 62701

RE: Highland Communication Services: Annual Cable Service Report, Docket Number 11-0029

Dear Clerk,

In accordance with Section 21-1101(j) of the Public Utilities Act, we enclose for filing Highland Communication Services' annual cable service information report.

By way of background, Highland Communication Services filed its original "Application for State-Issued Authorization to Provide Cable Service" on January 11, 2011, which was approved on January 21, 2011. As of May 19, 2015, Highland Communication Services had completed Phase 1, 2 and 3 of the designated area. Video was operational on December 1, 2011.

The attached spreadsheet provides households and subscriber information relative to Highland Communication Service State-Issued Authorization service area footprint as of April 1, 2022.

Please contact the undersigned if you have any questions.

Sincerely,

A handwritten signature in blue ink, appearing to read 'Daniel Cook', is written over a blue circular stamp.

Daniel Cook

Director, Light and Power, City of Highland

Highland Communication Services
 2022 Annual Cable Services Report
 Docket No. 11-00-29

Phase 1, 2 & 3	Number of Households		Number of Households with Access to HCS Video		Number of Households w/income below \$35,000		Number of households passed by HCS w/income below \$35,000		Number of households w/income <\$35,000 w/access to HCS video service	
	4,910	4,486	4,486	1,215	1,118	1,118	1,118			



Lauren Predmore
Paralegal II, Legal Affairs

March 9, 2022

RECEIVED
MAR 17 2022

Illinois Commerce Commission
Chief Clerk Elizabeth Rolando
527 East Capitol Avenue
Springfield, Illinois 62701

ILLINOIS COMMERCE COMMISSION
CHIEF CLERK'S OFFICE

JF #17

**RE: Docket 14-0009 Mediacom Illinois LLC
Annual Cable Service Report**

Dear Ms. Rolando:

Please find attached the annual cable service report for Mediacom Illinois LLC ("Mediacom") pursuant to Section 1101(j) of the Cable and Video Competition Law of 2007 (220 ILCS 5/21-100, et. Seq.). Mediacom was granted a state-issued authorization to offer or provide cable or video service on January 23, 2014.

The report provides the required household information for Mediacom's service area footprint as of December 31, 2021.

Should you need anything further, please do not hesitate to contact me using the information below.

Sincerely,

/s/Lauren A. Predmore

Encl.

MEDIACOM ILLINOIS LLC						
ANNUAL CABLE SERVICE REPORT--AS OF DECEMBER						
31, 2021						
LFA	Number of Households in Service Area	Number of Households in Service Area Offered Access to Video Service by Mediacom Illinois	Number of Households in Service Area with Income below	Number of Households in Service Area with Income below \$35,000 offered access to Video Service by Mediacom Illinois		
CITY OF ABINGDON	1,383	1,383	576	576		576
CITY OF ALTAMONT	1,038	1,038	390	390		390
CITY OF ATLANTA	800	800	240	240		240
CITY OF CARBONDALE	10,492	10,492	6,610	6,610		6,610
CITY OF CARTERSVILLE	2,502	2,502	678	678		678
CITY OF CARTHAGE	1,071	1,071	298	298		298
CITY OF CASEY	1,214	1,214	475	475		475
CITY OF CHARLESTON	7,814	7,814	3,399	3,399		3,399
CITY OF CHENOA	790	790	173	173		173
CITY OF CHILLICOTHE	2,496	2,496	1,019	1,019		1,019
CITY OF CLINTON	2,998	2,998	1,071	1,071		1,071
CITY OF DALLAS CITY	436	436	195	195		195
CITY OF DANVERS	401	401	36	36		36
CITY OF DELAVAN	730	730	195	195		195
CITY OF EARLVILLE	787	787	210	210		210
CITY OF EFFINGHAM	5,336	5,336	1,967	1,967		1,967
CITY OF ELDORADO	1,744	1,744	797	797		797
CITY OF EL PASO	1,025	1,025	277	277		277
CITY OF ELMWOOD	890	890	138	138		138
CITY OF ESSEX	290	290	47	47		47
CITY OF EUREKA	2,039	2,039	635	635		635
CITY OF FAIRBURY	1,582	1,582	526	526		526
CITY OF FARMER CITY	922	922	319	319		319
CITY OF FARMINGTON	960	960	309	309		309
CITY OF GALVA	1,208	1,208	520	520		520
CITY OF GENESEO	2,739	2,739	831	831		831
CITY OF GIBSON CITY	1,555	1,555	608	608		608
CITY OF HENRY	1,065	1,065	356	356		356
CITY OF HERRIN	5,069	5,069	1,947	1,947		1,947
CITY OF HUTSONVILLE	249	249	86	86		86

CITY OF JACKSONVILLE	7,248	7,248	2,816	2816
CITY OF LACON	741	741	227	227
CITY OF LANARK	601	601	250	250
CITY OF LE ROY	1,457	1,457	385	385
CITY OF LEXINGTON	775	775	145	145
CITY OF MARION	7,479	7,479	2,993	2993
CITY OF MARSEILLES	2,088	2,088	647	647
CITY OF MARSHALL	1,569	1,569	568	568
CITY OF MATTOON	7,674	7,674	3,339	3339
CITY OF MINONK	794	794	170	170
CITY OF MONTICELLO	2403	2403	496	496
CITY OF MOUNT	656	656	213	213
CITY OF MURPHYSBORO	3,307	3,307	1,600	1600
CITY OF NAUVOO	356	356	123	123
CITY OF NEOGA	634	634	272	272
CITY OF OAKLAND	382	382	109	109
CITY OF OTTAWA	8,097	8,097	2,873	2873
CITY OF PAXTON	1,729	1,729	571	571
CITY OF PONTIAC	4,329	4,329	1,786	1786
CITY OF ROBINSON	2,662	2,662	998	998
CITY OF SAVANNA	1,557	1,557	800	800
CITY OF ST. ELMO	565	565	216	216
CITY OF STREATOR	5,742	5,742	2,512	2512
CITY OF SULLIVAN	1,930	1,930	581	581
CITY OF TUSCOLA	2,057	2,057	732	732
CITY OF VILLA GROVE	970	970	298	298
CITY OF WATSEKA	2363	2363	1091	1091
CITY OF WENONA	476	476	199	199
CITY OF WEST				
FRANKFORT	3,419	3,419	1,864	1,864
CITY OF WYOMING	658	658	237	237
CITY OF YATES	359	359	103	103
BRUCE TOWNSHIP	5,630	5,630	2,294	2294
DAYTON TOWNSHIP	1,081	1,081	347	347
EAGLE TOWNSHIP	702	702	258	258
OTTER CREEK TOWNSHIP	1,115	1,115	346	346
READING TOWNSHIP	927	927	340	340

SOUTH OTTAWA	3,340	3,340	832	832
TOWNSHIP				
TOWN OF ANNAWAN	401	401	126	126
TOWN OF ATKINSON	472	472	149	149
TOWN OF CHATSWORTH	495	495	260	260
VILLAGE OF ALEXIS	355	355	108	108
VILLAGE OF ALTONA	233	233	54	54
VILLAGE OF ANCHOR	62	62	19	19
VILLAGE OF ANDOVER	202	202	39	39
VILLAGE OF ARTHUR	1,017	1,017	292	292
VILLAGE OF ASHMORE	349	349	130	130
VILLAGE OF AVON	304	304	110	110
VILLAGE OF BAY VIEW				
GARDENS	172	172	80	80
VILLAGE OF	159	159	41	41
VILLAGE OF BEMENT	598	598	196	196
VILLAGE OF BENSON	214	214	54	54
VILLAGE OF BIG ROCK	423	423	32	32
VILLAGE OF BRACEVILLE	285	285	73	73
VILLAGE OF BRADFORD	305	305	97	97
VILLAGE OF BRIMFIELD	305	305	58	58
VILLAGE OF BUDA	236	236	77	77
VILLAGE OF BUFFALO	191	191	78	78
VILLAGE OF BULPITT	75	75	20	20
VILLAGE OF BUREAU	81	81	23	23
VILLAGE OF CALEDONIA	80	80	14	14
VILLAGE OF CAMARGO	207	207	58	58
VILLAGE OF CAMBRIDGE	823	823	207	207
VILLAGE OF CANTRALL	55	55	14	14
VILLAGE OF CAPRON	480	480	103	103
VILLAGE OF CERRO				
GORDO	569	569	181	181
VILLAGE OF CHAPIN	176	176	51	51
VILLAGE OF CLEARLAKE	116	116	31	31
VILLAGE OF COLFAX	393	393	97	97
VILLAGE OF COLP	114	114	76	76
VILLAGE OF CORDOVA	327	327	79	79
VILLAGE OF CORNELL	185	185	71	71
VILLAGE OF CORTLAND	1,354	1,354	143	143

VILLAGE OF CRAINVILLE	613	613	157	157
VILLAGE OF CRESCENT CITY	247	247	62	62
VILLAGE OF CULLOM	245	245	110	110
VILLAGE OF DAVIS JUNCTION	781	781	157	157
VILLAGE OF DAWSON	259	259	66	66
VILLAGE OF DEER CREEK	267	267	55	55
VILLAGE OF DE LAND	186	186	47	47
VILLAGE OF DESOTO	662	662	242	242
VILLAGE OF DOWNS	356	356	39	39
VILLAGE OF DUNFERMLINE	116	116	30	30
VILLAGE OF DUNLAP	400	400	87	87
VILLAGE OF DWIGHT	1,720	1,720	621	621
VILLAGE OF EAST BROOKLYN	38	38	7	7
VILLAGE OF EDGEWOOD	205	205	73	73
VILLAGE OF EDINBURG	456	456	96	96
VILLAGE OF ELBURN	1,869	1,869	248	248
VILLAGE OF ELKHART	192	192	39	39
VILLAGE OF EMDEN	194	194	69	69
VILLAGE OF ENERGY	481	481	175	175
VILLAGE OF FAIRVIEW	211	211	43	43
VILLAGE OF FARINA	226	226	99	99
VILLAGE OF FISHER	752	752	170	170
VILLAGE OF FORREST	451	451	129	129
VILLAGE OF FRANKLIN	236	236	58	58
VILLAGE OF GARRETT	58	58	20	20
VILLAGE OF GAYS	101	101	34	34
VILLAGE OF GERMANTOWN HILLS	1,207	1,207	75	75
VILLAGE OF GIFFORD	360	360	66	66
VILLAGE OF GILBERTS	2,555	2,555	207	207
VILLAGE OF GLASFORD	460	460	148	148
VILLAGE OF GODLEY	228	228	82	82
VILLAGE OF GOOD HOPE	176	176	59	59
VILLAGE OF GOODFIELD	347	347	42	42
VILLAGE OF GRANT PARK	552	552	164	164

VILLAGE OF GRANVILLE	595	595	155	155
VILLAGE OF GREENUP	665	665	274	274
VILLAGE OF GREENVIEW	334	334	70	70
VILLAGE OF GRIDLEY	582	582	132	132
VILLAGE OF HAMMOND	218	218	90	90
VILLAGE OF HAMPSHIRE	1,946	1,946	299	299
VILLAGE OF HANNA	597	597	196	196
VILLAGE OF HARRISBURG	3,724	3,724	1,854	1,854
VILLAGE OF HARTSBURG	122	122	30	30
VILLAGE OF HARVEL	109	109	36	36
VILLAGE OF HEBRON	496	496	119	119
VILLAGE OF HENDERSON	106	106	33	33
VILLAGE OF HENNEPIN	345	345	99	99
VILLAGE OF HEYWORTH	1,100	1,100	273	273
VILLAGE OF HILLSDALE	173	173	38	38
VILLAGE OF HINCKLEY	827	827	168	168
VILLAGE OF HINDBORO	157	157	24	24
VILLAGE OF HOPEDALE	372	372	73	73
VILLAGE OF HOPEWELL	171	171	18	18
VILLAGE OF HUDSON	695	695	85	85
VILLAGE OF HUMBOLDT	197	197	51	51
VILLAGE OF IVESDALE	118	118	35	35
VILLAGE OF JEISYVILLE	32	32	10	10
VILLAGE OF KANEVILLE	176	176	25	25
VILLAGE OF KANGLEY	103	103	30	30
VILLAGE OF KANSAS	332	332	184	184
VILLAGE OF KINCAID	638	638	191	191
VILLAGE OF KIRKLAND	685	685	158	158
VILLAGE OF LELAND	350	350	81	81
VILLAGE OF LOAMI	362	362	108	108
VILLAGE OF LODA	137	137	55	55
VILLAGE OF LOMAX	172	172	91	91
VILLAGE OF LONDON				
MILLS	163	163	71	71'
VILLAGE OF LOUISVILLE	462	462	233	233
VILLAGE OF MACKINAW	783	783	181	181
VILLAGE OF MAHOMET	2958	2958	423	423
VILLAGE OF MALTA	446	446	91	91

VILLAGE OF MANLIUS	150	150	49	49
VILLAGE OF MANSFIELD	395	395	95	95
VILLAGE OF MAPLE PARK	560	560	63	63
VILLAGE OF MAQUON	109	109	35	35
VILLAGE OF MARK	196	196	53	53
VILLAGE OF	313	313	92	92
VILLAGE OF MCLEAN	324	324	86	86
VILLAGE OF				
MECHANICSBURG	271	271	68	68
VILLAGE OF MELVIN	173	173	66	66
VILLAGE OF METAMORA	1,584	1,584	403	403
VILLAGE OF	115	115	27	27
VILLAGE OF				
MILLEDGEVILLE	481	481	149	149
VILLAGE OF MINERAL	104	104	44	44
VILLAGE OF MINIER	481	481	133	133
VILLAGE OF MOMENCE	1,008	1,008	251	251
VILLAGE OF				
MORRISONVILLE	470	470	94	94
VILLAGE OF MOUNT				
AUBURN	250	250	97	97
VILLAGE OF NEPONSET	188	188	58	58
VILLAGE OF NEW BERLIN	570	570	124	124
VILLAGE OF NEW				
HOLLAND	113	113	22	22
VILLAGE OF OBLONG	637	637	274	274
VILLAGE OF ODELL	387	387	152	152
VILLAGE OF OQUAWKA	665	665	270	270
VILLAGE OF	379	379	137	137
VILLAGE OF ORION	752	752	143	143
VILLAGE OF PALESTINE	611	611	276	276
VILLAGE OF PALMER	103	103	29	29
VILLAGE OF PESOTUM	209	209	37	37
VILLAGE OF PITTSBURG	229	229	98	98
VILLAGE OF PONTOOSUC	48	48	20	20
VILLAGE OF POPLAR				
GROVE	1,626	1,626	249	249
VILLAGE OF PORT BYRON	846	846	213	213
VILLAGE OF PRAIRIE CITY	138	138	82	82

VILLAGE OF PRINCEVILLE	701	701	174	174
VILLAGE OF RANTOUL	4,916	4,916	1994	1994
VILLAGE OF REYNOLDS	213	213	31	31
VILLAGE OF RINGWOOD	288	288	47	47
VILLAGE OF ROANOKE	764	764	162	162
VILLAGE OF ROSEVILLE	380	380	127	127
VILLAGE OF RUTLAND	126	126	59	59
VILLAGE OF SAN JOSE	284	284	87	87
VILLAGE OF SAUNEMIN	153	153	37	37
VILLAGE OF SAYBROOK	277	277	64	64]
VILLAGE OF SECOR	125	125	33	33
VILLAGE OF SHABBONA	444	444	115	115
VILLAGE OF SHANNON	340	340	91	91
VILLAGE OF SHEFFIELD	361	361	110	110
VILLAGE OF SHELDON	489	489	164	164
VILLAGE OF SHERIDAN	331	331	79	79
VILLAGE OF SHERRARD	282	282	54	54
VILLAGE OF SIBLEY	129	129	54	54
VILLAGE OF SOMONAUK	777	777	173	173
VILLAGE OF SOUTH				
JACKSONVILLE	1,581	1,581	623	623
VILLAGE OF SOUTH				
WILMINGTON	335	335	57	57
VILLAGE OF SPARLAND	173	173	59	59
VILLAGE OF SPRING BAY	194	194	91	91
VILLAGE OF SPRING				
GROVE	1,875	1,875	62	62
VILLAGE OF ST.				
AUGUSTINE	59	59	18	18
VILLAGE OF ST. DAVID	272	272	129	129
VILLAGE OF STANDARD	141	141	40	40
VILLAGE OF STANFORD	241	241	59	59
VILLAGE OF	337	337	115	115
VILLAGE OF STOY	71	71	4	4
VILLAGE OF STRASBURG	235	235	45	45
VILLAGE OF STRAWN	33	33	5	5
VILLAGE OF				
STRONGHURST	375	375	110	110

VILLAGE OF SUGAR GROVE	3,371	3,371	215	215
VILLAGE OF TAMPICO	299	299	100	100
VILLAGE OF TEUTOPOLIS	699	699	141	141
VILLAGE OF	455	455	153	153
VILLAGE OF TILDEN	344	344	153	153
VILLAGE OF TIMBERLANE	325	325	14	14
VILLAGE OF TOLEDO	533	533	188	188
VILLAGE OF TOLONO	1,175	1,175	268	268
VILLAGE OF TOLUCA	566	566	187	187
VILLAGE OF TOVEY	180	180	53	53
VILLAGE OF TOWANDA	187	187	30	30
VILLAGE OF VARNA	170	170	46	46
VILLAGE OF VIOLA	380	380	77	77
VILLAGE OF WALNUT	550	550	197	197
VILLAGE OF WAPELLA	230	230	48	48
VILLAGE OF WASHBURN	450	450	124	124
VILLAGE OF WATAGA	357	357	156	156
VILLAGE OF WATERMAN	524	524	111	111
VILLAGE OF	165	165	35	35
WAYNESVILLE	189	189	68	68
VILLAGE OF WELDON	299	299	110	110
VILLAGE OF WESTFIELD	234	234	96	96
WILLIAMSFIELD	481	481	197	197
VILLAGE OF WINDSOR	99	99	27	27
VILLAGE OF WOODLAND	18,571	279	4,675	70
BOONE COUNTY	82,369	954	29,298	339
CHAMPAIGN COUNTY	6,720	73	2,000	533
CLARK COUNTY	7,666	165	2,666	57
CRAWFORD COUNTY	38,150	337	6,463	57
DE KALB COUNTY	7,613	18	2,310	5
DOUGLAS COUNTY	13,877	210	4,061	61
EFFINGHAM COUNTY	7,737	11	2,951	4
FAYETTE COUNTY	13,940	156	4,728	53
FULTON COUNTY	11,741	0	3,876	0
IROQUOIS COUNTY				

JACKSON COUNTY	23,883	100	11,426	48
KANE COUNTY	179,637	784	35,050	153
LIVINGSTON COUNTY	14,307	51	4,804	17
McHENRY COUNTY	10,184	770	18,184	1375
McLEAN COUNTY	65,845	93	18,025	25
MERCER COUNTY	6,516	27	1,790	7
MORGAN COUNTY	13,719	93	4,718	32
MOULTRIE COUNTY	5,959	6	1,504	2
PEORIA COUNTY	73,253	519	23,750	168
PLATT COUNTY	6,692	6	1,487	1
PUTNAM COUNTY	2,413	26	583	6
SANGAMON COUNTY	83,711	111	24,161	32
UNION COUNTY	6,654	15	2,358	5
WARREN COUNTY	6,862	218	2,080	66
WINNEBAGO COUNTY	114,779	399	37,319	130
WOODFORD COUNTY	14,499	123	2,834	24
Total:	1,079,928	248,175	336,040	77,224



RECEIVED

MAR 17 2022

Lauren Predmore
Paralegal II, Legal Affairs

March 9, 2022

Illinois Commerce Commission
Chief Clerk Elizabeth Rolando
527 East Capitol Avenue
Springfield, Illinois 62701

ILLINOIS COMMERCE COMMISSION
CHIEF CLERK'S OFFICE

LF #17

**RE: Docket 14-0100 MCC Illinois LLC
Annual Cable Service Report**

Dear Ms. Rolando:

Please find attached the annual cable service report for MCC Illinois LLC ("Mediacom") pursuant to Section 1101(j) of the Cable and Video Competition Law of 2007 (220 ILCS 5/21-100, et. Seq.). Mediacom was granted a state-issued authorization to offer or provide cable or video service on March 5, 2014.

The report provides the required household information for Mediacom's service area footprint as of December 31, 2021.

Should you need anything further, please do not hesitate to contact me using the information below.

Sincerely,

/s/Lauren A. Predmore

Encl.

MCC ILLINOIS LLC
ANNUAL CABLE SERVICE REPORT--AS OF DECEMBER 31, 2021

LFA	Number of Households in		Number of Households in		Number of Households in	
	Service Area	Service Area	Service Area Offered Access to Video Service by MCC Illinois LLC	Service Area with Income below \$35,000	Service Area with Income below \$35,000 offered access to Video Service by MCC	Service Area with Income below \$35,000 to Video Service by MCC
CITY OF ALEDO	1,522	1,522	1,522	539	539	539
CITY OF EAST DUBUQUE	790	790	790	268	268	268
CITY OF EAST MOLINE	7,997	7,997	7,997	2491	2491	2491
CITY OF GALENA	1,570	1,570	1,570	506	506	506
CITY OF HAMILTON	1,155	1,155	1,155	391	391	391
CITY OF JOHNSTON CITY	1,392	1,392	1,392	613	613	613
CITY OF MARTINSVILLE	502	502	502	194	194	194
CITY OF MOLINE	18,449	18,449	18,449	5586	5586	5586
CITY OF MORRISON	1,613	1,613	1,613	490	490	490
CITY OF PEARL CITY	302	302	302	69	69	69
CITY OF PROPHETSTOWN	837	837	837	277	277	277
CITY OF ROCK ISLAND	15,551	15,551	15,551	5,541	5,541	5,541
CITY OF SAVANNA	1,557	1,557	1,557	800	800	800
CITY OF SILVIS	3,359	3,359	3,359	1202	1202	1202
CITY OF WARSAW	678	678	678	216	216	216
TOWN OF SIGEL	135	135	135	29	29	29
VILLAGE OF ALBANY	395	395	395	118	118	118
VILLAGE OF ANDALUSIA	516	516	516	88	88	88
VILLAGE OF APPLE RIVER	154	154	154	59	59	59
VILLAGE OF CARBON CLIFF	827	827	827	313	313	313
VILLAGE OF CHADWICK	240	240	240	78	78	78
VILLAGE OF CLEVELAND	100	100	100	22	22	22
VILLAGE OF COAL VALLEY	1,618	1,618	1,618	385	385	385
VILLAGE OF COLONA	2,122	2,122	2,122	533	533	533
VILLAGE OF DAKOTA	211	211	211	57	57	57
VILLAGE OF DAVIS	241	241	241	56	56	56
VILLAGE OF DAVIS JUNCTION	781	781	781	157	157	157

VILLAGE OF DURAND	530	520	161	161
VILLAGE OF ELIZABETH	404	404	169	169
VILLAGE OF ERIE	611	611	155	155
VILLAGE OF FULTON	1,432	1,432	419	419
VILLAGE OF HAMPTON	870	870	180	180
VILLAGE OF HANOVER	388	388	175	175
VILLAGE OF HOOPPOLE	63	63	21	21
VILLAGE OF LENA	1,213	1,213	360	360
VILLAGE OF LYNDON	247	247	82	82
VILLAGE OF MILAN	2,485	2,485	953	953
VILLAGE OF OAK GROVE	226	226	120	120
VILLAGE OF ORION	752	752	143	143
VILLAGE OF PECATONICA	884	884	238	238
VILLAGE OF ROCK CITY	110	110	29	29
VILLAGE OF SCALES MOUND	190	190	54	54
VILLAGE OF STOCKTON	812	812	299	299
VILLAGE OF THOMSON	186	186	61	61
VILLAGE OF WARREN	585	585	195	195
VILLAGE OF WINNEBAGO	1,295	1,295	260	260
VILLAGE OF WINSLOW	162	162	49	49
CARROLL COUNTY	6508	214	2246	49
COLES COUNTY	20,926	466	8,072	180
JO DAVIESS COUNTY	9,970	205	2,909	60
ROCK ISLAND COUNTY	60546	1397	18463	426
STEPHENSON COUNTY	19739	35	6881	12
WHITESIDE COUNTY	23,084	244	6,969	74
WILLIAMSON COUNTY	27029	269	9251	92
TOTAL:	245,861	80,879	79992	26314



RECEIVED
MAR 17 2022

ILLINOIS COMMERCE COMMISSION
CHIEF CLERK'S OFFICE

JF 1/17

March 16, 2022

Liz Rolando
Chief Clerk
Illinois Commerce Commission
527 East Capitol Avenue
Springfield, Illinois 62701

Re: Annual Cable Service Report; Comcast of Chicago, Inc.; Comcast of Georgia/Illinois/Michigan, LLC; Comcast of Illinois III, Inc.; and Comcast of South Chicago, Inc.

Dear Chief Clerk Rolando:

In accordance with Section 21-1101(j) of the Cable and Video Competition Law of 2007 ("Act"), provided below is the Annual Cable Service Report through December 31, 2021, for: Comcast of Chicago, Inc. (Chicago Area 1); Comcast of Georgia/Illinois/Michigan, LLC (Chicago Areas 2 and 3); Comcast of Illinois III, Inc. (Chicago Area 4); and Comcast of South Chicago, Inc. (Chicago Area 5).

With respect to the city of Chicago, Comcast is an "incumbent cable operator"¹ because, on January 1, 2007, Comcast provided cable service in and throughout the city of Chicago pursuant to local franchise agreements. Pursuant to and in accordance with those local franchise agreements, Comcast provided cable service access to 100% of low-income households through its city of Chicago "footprint." Because Comcast is an incumbent cable operator under the Act, Comcast must provide cable access in its service territory (i.e. city of Chicago) on the same terms and in a geographic area no smaller than it did on June 30, 2007. Comcast continues to provide cable access in Chicago at the same levels and throughout the same geographic area as it did on June 30, 2007. Therefore, Comcast is fully compliant with these obligations under the Act.

The United States Census Bureau's most recent estimate of the number of "low-income households,"² as defined in Section 21-201(p) of the Act, located within the city of Chicago is 354,187. Comcast provides access to 100% of low-income households (i.e. 354,187) throughout the city of Chicago.

Sincerely,

A handwritten signature in black ink, appearing to read "Amy K. Averill".

Amy K. Averill
Vice President, Regulatory Affairs

470.787.4583
amy_averill@comcast.com

¹ "Incumbent cable operator" means a person or entity that provided cable services or video services in a particular area under a franchise agreement with a local unit of government pursuant to Section 11-42-11 of the Illinois Municipal Code (65 ILCS 5/11-42-11) or Section 5-1095 of the Counties Code (55 ILCS 5/5-1095) on January 1, 2007. [See 220 ILCS 5/21-201(m)]

² The U.S. Census Bureau reported number of "low-income households" has been updated utilizing the 2015-2019 American Community Survey (ACS) 5-Year Estimates which provides estimates of various demographic data, including household income, annually through the American Community Survey. The U.S. Census Bureau has delayed the release of the latest data, the 2016-2020 ACS 5-Year Estimates, until March 2022.



1100 Sportsman Dr
Taylorville, IL 62568

www.ctitech.com
(217) 824-6398

Chief Clerk's Office
Illinois Commerce Commission
527 E. Capitol Ave.
Springfield, IL 62701

RE: Computer Techniques, Inc. d.b.a CTI Fiber annual cable service report

Dear Clerk,

In accordance with Section 21-1101(j) of the Public Utilities Act, we enclose for filing Computer Techniques, Inc. d.b.a CTI Fiber's annual cable service information report.

Computer Techniques, Inc. filed for its original "Application for State-Issued Authorization to Provide Cable Service" on February 23rd, 2015 and was approved on March 11th, 2015.

This is Computer Techniques, Inc.'s seventh annual report since authorized to provide cable service. Computer Techniques, Inc. has completed constructing facilities in Taylorville, IL, Langleyville, IL, Nokomis, IL, Hillsboro IL, Edinburg IL, Witt, IL, and is currently constructing in Irving IL, and Pana IL.

The attached spreadsheet provides households and subscriber information relative to Computer Techniques, Inc.'s service area footprint as of January 31st, 2022.

Please contact me if you have any questions.

Sincerely,

Aaron K. Bialas

Chief Information Officer, Computer Techniques, Inc.

A handwritten signature in black ink, appearing to read "Aaron K. Bialas", is written over the typed name and title.

Computer Techniques, Inc. d.b.a. CTI Fiber

	Number of Households	Number of Households passed by CTI	Number of Households with access to CTI Video	Number of Households with access to CTI Video	Number of Households passed by CTI with income below \$35k	Number of Households with income below \$35k
Taylorville, IL	5064	5064	5064	2228	2228	2228
Langleyville, IL	191	191	191	54	54	54
Hillsboro, IL	1768	1768	1768	573	573	573
Nokomis, IL	1402	1402	1402	499	499	499
Edinburg, IL	427	427	427	53	53	53
Witt, IL	297	297	297	144	144	144
Irving, IL	159	116	116	64	64	64
Pana, IL	2425	1278	1278	511	511	511



RE
MAR 28 2022
ILLINOIS COMMERCE COMMISSION
CHIEF CLERK'S OFFICE

March 22, 2022

Ms. Kirsten Armour
Office of the Chief Clerk
Illinois Commerce Commission
527 East Capitol Avenue
Springfield, IL 62701

Via USPS

RE: Docket No. 15-0170: Illinois Electric Cooperative DBA IllinoisNet.com Annual Cable and Video Service Area Report

Dear Ms. Armour:

Herewith for filing with the Illinois Commerce Commission, please find the above-referenced revised Annual Report in accordance with Section 21-1101(j) of the Illinois Public Utilities Act as follows:

Local Unit of Government	# of Households in Service Area	# of Households in Service Area Passed by IEC Video	# of Low Income Households Passed by IEC Video Service	# of Low Income Households
City of Winchester	670	670	195	195
Village of Bluffs	259	259	68	68
Total	929	929	263	263

Note: Illinois Electric Cooperative DBA IllinoisNet.com household service data is also reported in the 16-0051 Co-Mo Comm, Inc. Report via agreement where Co-Mo Comm, Inc. provides the video content subscriptions over the Cooperative's cable infrastructure.

Illinois Rural Electric Cooperative filed its "Application for State-Issued Authorization to Provide Cable and Video Service Pursuant to Section 401 of the Cable & Video Competition Law of 2007" ("Law") on March 3, 2015.

Please contact the undersigned at 217 620-1018 or pete@wagnerconsulting-usa.com should you have any questions or concerns.

Sincerely,

Peter J. Wagner
Consultant to Illinois Electric Cooperative DBA IllinoisNet.com
Wagner Consulting LLC





RECEIVED

APR 04 2022

ILLINOIS COMMERCE COMMISSION
CHIEF CLERK'S OFFICE

April 1, 2022

Elizabeth A. Rolando
Chief Clerk
Illinois Commerce Commission
527 East Capitol Ave.
Springfield, IL 62701

JF#17

Re: Video Law Sec. 21-1101 (j) Annual Report

Frontier Communications (Frontier North-IL) submits its Annual TV household data in accordance with Video Law Sec. 21-1101 (j).

a HHs in service area	63,977
b HHs video valid in service area	45,243
c HHs in service area at state level	759,787
d HHs video valid in service area at state level	46,167
e Low income HHs in service area	9,082
f Low income HHs video valid in service area	6,421
g Low income HHs in service area at state level	89,100
h Low income HHs video valid in service area at state level	6,527

Should there be any questions concerning this submission, please do not hesitate to contact me.

Very truly yours,

Alexander Nemirovsky
Sr. Costing Analyst - Regulatory
Frontier Communications



Lauren Predmore
Paralegal II, Legal Affairs

March 9, 2022

Illinois Commerce Commission
Chief Clerk Elizabeth Rolando
527 East Capitol Avenue
Springfield, Illinois 62701

RECEIVED

MAR 17 2022

ILLINOIS COMMERCE COMMISSION
CHIEF CLERK'S OFFICE

JFH 17

**RE: Docket 15-0352 Mediacom Southeast LLC
Annual Cable Service Report**

Dear Ms. Rolando:

Please find attached the annual cable service report for Mediacom Southeast LLC ("Mediacom") pursuant to Section 1101(j) of the Cable and Video Competition Law of 2007 (220 ILCS 5/21-100, et. Seq.). Mediacom was granted a state-issued authorization to offer or provide cable or video service on June 3, 2015.

The report provides the required household information for Mediacom's service area footprint as of December 31, 2021.

Should you need anything further, please do not hesitate to contact me using the information below.

Sincerely,

/s/Lauren Predmore

Encl.

**MEDIACOM SOUTHEAST LLC
ANNUAL CABLE SERVICE REPORT--AS OF DECEMBER 31, 2021**

LFA	Number of Households in Service Area	Number of Households in Service Area Offered Access to Video Service by Mediacom Southeast LLC	Number of Households in Service Area with Income below \$35,000	Number of Households in Service Area with Income below \$35,000 offered access to Video Service by Mediacom Southeast LLC
CITY OF MOUND	247	247	131	131
VILLAGE OF COBDEN	385	385	156	156
VILLAGE OF GREEN VALLEY	253	253	44	44
VILLAGE OF MONROE CENTER	161	161	33	33
VILLAGE OF NAPLATE	235	235	104	104
VILLAGE OF ROYALTON	538	538	256	256
PERRY COUNTY	8433	57	3039	21
RANDOLPH COUNTY	11883	0	3748	0
TOTALS	10252	1876	3763	724

Annual Cable Service Report of RCN Telecom Service

December 31, 20

Service Area	# of Households	# of Households Passed by Astound System	# of Households with Access to Astound video
Arlington Heights	30,688	22,833	22,833
Calumet City	13,972	12,509	12,509
Chicago Heights	10,509	10,167	10,167
City of Chicago (Area 5)*	207,087	170,528	170,528
Crestwood	4,789	3,635	3,635
Des Plaines	22,191	16,957	16,957
Elgin	35,075	34,108	34,108
Evanston	29,016	29,016	26,019
Gilberts	2,213	2,664	2,664
Glen Ellyn	10,577	9,574	9,574
Glendale Heights	11,329	7,837	7,837
Glenview	16,853	11,787	11,787
Lincolnwood	4,640	4,640	4,304
Mt Prospect	20,290	12,726	12,726
Naperville	50,073	47,980	47,980
Oak Forest	10,209	9,245	9,245
Palos Park	1,953	2,008	2,008
Park Ridge	14,085	13,182	13,182
Prospect Heights	6,078	5,673	5,673
Robbins	1,800	1,716	1,716
Rolling Meadows	8,983	5,820	5,820
Schaumburg	30,011	23,389	23,389
South Holland	7,343	7,509	7,509
Streamwood	13,260	11,608	11,608
Unc Cook County	432	496	496
Unc Dupage County	1,077	1,123	1,123
Astound Broadband Total	564,533	478,730	475,397

* Data on Chicago Area 5 is not available. Low income % is based on prorated Homes Passed mu

s of Illinois, LLC d/b/a Astound - #21-0598

021

# of Households with income below \$35k	# of Households Passed by Astound Systems w/Income below \$35k	# of Households w/Income under \$35k w/access to Astound Video Service	# of Households %
5,888	5,888	5,888	25.8%
6,329	6,329	6,329	50.6%
4,522	4,522	4,522	44.5%
79,970	79,970	79,970	46.9%
1,482	1,482	1,482	40.8%
5,198	5,198	5,198	30.7%
9,894	9,894	9,894	29.0%
4,352	4,352	4,352	16.7%
97	97	97	3.6%
2,288	2,288	2,288	23.9%
2,675	2,675	2,675	34.1%
3,139	3,139	3,139	26.6%
790	790	790	18.4%
4,457	4,457	4,457	35.0%
6,562	6,562	6,562	13.7%
2,166	2,166	2,166	23.4%
371	371	371	18.5%
2,577	2,577	2,577	19.5%
1,415	1,415	1,415	24.9%
1,077	1,077	1,077	62.8%
2,229	2,229	2,229	38.3%
5,197	5,197	5,197	22.2%
1,847	1,847	1,847	24.6%
2,324	2,324	2,324	20.0%
69	69	69	13.9%
-	-	-	0.0%
156,915	156,915	156,915	33.0%

Multiplied by 39.3% which is the total Chicago low income %.

CF #17



RECEIVED
MAR 28 2022

ILLINOIS COMMERCE COMMISSION
CHIEF CLERK'S OFFICE

March 25, 2022

via USPS

Ms. Elizabeth Rolando
Chief Clerk
Illinois Commerce
Commission 527 East Capitol
Avenue Springfield, IL 62701

Re: Docket No. 16-0051: Co-Mo Comm, Inc. DBA Co-Mo Connect Annual Cable and Video Service Report

Dear Ms. Rolando:

Herewith for filing with the Illinois Commerce Commission, please find the above-referenced revised Annual Report in accordance with Section 21-1101(j) of the Illinois Public Utilities Act attached.

Co-Mo Comm, Inc. was granted Authorization to Provide Cable and Video Service Pursuant to Section 401 of the Cable & Video Competition Law of 2007" ("Law") in Commission Docket 16-0051.

Please contact the me at 217 620-1018 or pete@wagnerconsulting-usa.com should you have any questions or concerns.

Sincerely,

Peter J. Wagner
Consultant to Co-Mo Comm, Inc. DBA Co-Mo Connect

cc: Mr. John Szymanowski, Co-Mo Comm, Inc.
Ms. Barbie Petree, Co-Mo Comm, Inc.



CO-MO COMM, INC.

Illinois Service Area

ICC #. 16-0051

2021 Annual Cable and Video Service Report

Local Unit of Government	# of Households In Service Area	# of Households Passed by Co-Mo Comm Video Service	# of Low Income Households Passed by Co-Mo Comm Video Service	# of Low Income Households in Service Area
City of Barry	619	619	233	233
City of Quincy ⁱ	17,226	17,226	6,132	6,132
City of Winchester	670	670	195	195
Brown County ⁱⁱ	2094	2094	595	595
Calhoun County ⁱⁱⁱ	1671	1671	444	444
Hancock County ^{iv}	1431	1431	441	441
McDonough County ^v	1228	1228	530	530
Pike County ^{vi}	1402	1402	506	506
Schuyler County ^{vii}	724	724	180	180
Scott County ^{viii}	699	699	166	166
Village of Bluffs	259	259	67	67
Village of Augusta	275	275	118	118
Village of Bowen	188	188	115	115
Village of Coatsburg	80	80	8	8
Village of Golden	297	297	114	114
Village of Perry	147	147	83	83
Village of Plymouth	198	198	77	77
Fowler ^{ix}	44	44	27	27
Paloma ^x	55	55	12	12
Chambersburg Township ^x	-	-	-	-
Fishook ^{x, xii}	19	19	3	3
Hersman ^{xi, xii}	21	21	7	7
Village of Liberty	140	140	33	33
Village of Payson	444	444	148	148
Village of Camp Point	420	420	126	126
Village of Clayton	300	300	124	124
Village of Lima	48	48	7	7
Village of Loraine	-	-	-	-
Village of Mendon	394	394	111	111
Village of Ursa	245	245	80	80
Village of La Prairie	28	28	6	6

Marcelline ^{xii}	38	38	19	19
City of Mt. Sterling	956	956	349	349
Village of Plainville	104	104	35	35
Hull	175	175	63	63
Kinderhook	121	121	27	27
Meyer ^{ix,xii}	0	0	0	0
Mindale ^{xii,xiii}	-	-	-	-
Camden	35	35	22	22
Total	32,795	32,795	11,203	11,203

ⁱ Service in the City of Quincy is governed by a franchise agreement, as modified from time to time, between a third-party cable infrastructure provider and the City.

ⁱⁱ Service includes the following Census Blocks^{*}:

- 170099704002154 170099704003042 170099704003043 170099705002008
- 170099705002109 170099705002111 170099705002116 170099705002117
- 170099705002118 170099705002119

ⁱⁱⁱ Service in Calhoun County is governed by special county right-of-way regulations applied to a third-party cable infrastructure provider.

iv Service includes the following Census Blocks:*

170679543001006	170679543001008	170679543001009	170679543001010
170679543001023	170679543001024	170679543001025	170679543001026
170679543001031	170679543001032	170679543001033	170679543001034
170679543001035	170679543001036	170679543001037	170679543001038
170679543001039	170679543001041	170679543001042	170679543001043
170679543001044	170679543001045	170679543001046	170679543001047
170679543001048	170679543001049	170679543001050	170679543001051
170679543001052	170679543001054	170679543001055	170679543001056
170679543001057	170679543001058	170679543001059	170679543001060
170679543001061	170679543001062	170679543001063	170679543001064
170679543001065	170679543001066	170679543001067	170679543001068
170679543001069	170679543001070	170679543001071	170679543001074
170679543001075	170679543001089	170679543001090	170679543001137
170679543001139	170679543001140	170679543002134	170679543004003
170679543004004	170679543004013	170679543004014	170679543004015
170679543004016	170679543004017	170679543004018	170679543004019
170679543004022	170679543004023	170679543004024	170679543004025
170679543004026	170679543004027	170679543004028	170679543004029
170679543004030	170679543004031	170679543004032	170679543004033
170679543004034	170679543004036	170679543004037	170679543004038
170679543004039	170679543004040	170679543004041	170679543004042
170679543004043	170679543004044	170679543004045	170679543004046
170679543004048	170679543004049	170679543004051	170679543004052

v Service includes the following Census Blocks:*

171090111004097	171090111004141	171090111004142	171090111004143
171090111004147			

vi Service includes the following Census Blocks:*

171499524002002	171499524002003	171499524002093	171499524002094
171499524002096	171499524002106	171499524002107	171499524002108
171499524002109	171499524002110		
171499524002114	171499524002124	171499524002125	171499524002126
171499524002174	171499524002177	171499524002179	171499524002180
171499524002181	171499524002182	171499524002191	

vii Service includes the following Census Blocks:*

171699701003005	171699701003007	171699701003008	171699701003012
171699701003013	171699701003066	171699701003071	171699701003073

viii Service includes the following Census Blocks:*

171719706001056	171719706001062	171719706001048	171719706001071
171719706001083	171719706001063	171719706001074	171719706001078
171719706001080	171719706001052	171719706001086	171719706001059
171719706001077	171719706001050	171719706001073	171719706001079
171719706001047	171719706001076	171719706001046	171719706001058
171719706001043	171719706001060	171719706001061	171719706002102
171719706002072	171719706002103	171719706002075	171719706001075

171719706002100	171719706002025	171719706002070	171719706001010
171719706002034	171719706001081	171719706001084	171719706001085
171719706002026	171719706001051	171719706001039	

ix Unincorporated Adams County.

x Unincorporated Pike County.

xi Unincorporated Brown County

xii No US Census Data Available.

xiii Unincorporated Tazewell County

* 2020 Census household data limited to tract filtering.

STATE OF ILLINOIS
ILLINOIS COMMERCE COMMISSION

iTV-3, LLC)
d/b/a iTV-3 of Central Illinois, LLC)
)
Application for State-Issued Authorization to Provide) Docket No. 16-0311
Video Service Pursuant to Section 401 of the Cable)
and Video Competition Law of 2007)

NOTICE OF FILING

PLEASE TAKE NOTICE that iTV-3, LLC d/b/a iTV-3 of Central Illinois, LLC, through its undersigned counsel, in compliance to 220 ILCS 5/21-1101(j), files the attached report to the Commission for each of the service areas as described in Section 5/21-1101(d) in which it provides access to its video service in the State.

Dated: April 14, 2022

Respectfully submitted,
iTV-3, LLC d/b/a iTV-3 of Central Illinois, LLC

By: /Joseph D. Murphy/
Joseph D. Murphy
Meyer Capel
A Professional Corporation
306 W. Church St.
Champaign, IL 61820
Phone: 217-352-0030
Email: jmurphy@meyercafel.com

CERTIFICATE OF SERVICE

The undersigned attorney, under penalties as provided by law pursuant to Section 1-109 of the Code of Civil Procedure, certifies that the statements set forth in this instrument are true and correct and that the attached document, namely Notice of Filing together with its attachment was submitted for filing with the Illinois Commerce Commission via e-docket and served upon the following persons by email this 14th day of April, 2022:

James Zolnierek
Case Manager
Illinois Commerce Commission
527 E. Capitol Ave.
Springfield, IL 62701
Email: jim.zolnierek@illinois.gov

Matthew L. Harvey
Office of General Counsel
Illinois Commerce Commission
160 N. LaSalle St., Ste. C-800
Chicago, IL 60601-3104
Email: matthew.harvey@illinois.gov

David Sackett
Economic Analyst
Illinois Commerce Commission
527 E. Capitol Ave.
Springfield, IL 62701
Email: david.sackett@illinois.gov

/Joseph D. Murphy/
Joseph D. Murphy

Community	Number of Households in Service Area	Number of Households in Service Area Offered Access to Video Service by [MVPD]	Households in Service Area with Income below \$35,000	Households in Service Area with Income below \$35,000 Offered Access to Video Service by [MVPD]
Dunlap	400	400	87	87
Urbana	16,742	9,164	8,019	3,278
Champaign	34,851	12,854	13,209	3,999
Springfield	51,064	6,671	17,055	1,238
Chillicothe	2,496	2,254	1,018	784
Leland Grove	660	180	81	14
Unincorporated Tazewell County	585	585	85	85
Unincorporated Champaign County	183	183	28	28
Jacksonville	7,248	6529	2,819	2,611
Unincorporated Morgan County	158	158	4	4
Chatham	4,849	4,544	572	537
Tremont	948	948	175	175
Creve Coeur	2,027	-	525	0
North Pekin	654	205	188	61
Marquette Heights	1,021	1,008	184	188
Unincorporated Sangamon County	89	89	10	10
Peoria Heights	2,763	1,751	1,061	553
West Peoria	1,973	1,585	655	542
<hr/>				
<hr/>				
STATEWIDE TOTALS	128,711	49,108	45,775	14,194



April 1, 2022

Elizabeth A. Rolando
Chief Clerk
Illinois Commerce Commission
527 East Capitol Ave.
Springfield, IL 62701

Re: Video Law Sec. 21-1101 (j) Annual Report

Frontier Communications (Frontier North-IL) submits its Annual TV household data in accordance with Video Law Sec. 21-1101 (j).

a	HHs in service area	63,977
b	HHs video valid in service area	45,243
c	HHs in service area at state level	759,787
d	HHs video valid in service area at state level	46,167
e	Low income HHs in service area	9,082
f	Low income HHs video valid in service area	6,421
g	Low income HHs in service area at state level	89,100
h	Low income HHs video valid in service area at state level	6,527

Should there be any questions concerning this submission, please do not hesitate to contact me.

Very truly yours,

A handwritten signature in blue ink that reads "Alexander Nemirovsky".

Alexander Nemirovsky
Sr. Costing Analyst - Regulatory
Frontier Communications

STATE OF ILLINOIS
COMMERCE COMMISSION

WABASH INDEPENDENT NETWORKS, INC.)	
)	
Application for State-Issued Authorization to Provide)	Docket No. 16-0592
Cable Service Pursuant to Section 401 of the Cable)	
and Video Competition Law of 2007)	

NOTICE OF FILING

PLEASE TAKE NOTICE that Wabash Independent Networks, Inc., through its undersigned counsel, in compliance to 220 ILCS 5/21-1101(j), files the attached report to the Commission for each of the service areas as described in Section 5/21-1101(d) in which it provides access to its video service in the State.

Dated: March 23, 2022

Respectfully submitted,

WABASH INDEPENDENT NETWORKS, INC.

By: _____


Joseph D. Murphy
Meyer Capel
A Professional Corporation
306 W. Church St.
Champaign, IL 61820
Phone: 217-352-0030
Email: jmurphy@meyercafel.com


CERTIFICATE OF SERVICE

The undersigned attorney, under penalties as provided by law pursuant to Section 1-109 of the Code of Civil Procedure, certifies that the statements set forth in this instrument are true and correct and that the attached document, namely Notice of Filing together with its attachment was submitted for filing with the Illinois Commerce Commission via e-docket and served upon the following persons by email this 23rd day of March, 2022:

Jessica L. Cardoni
Administrative Law judge
Illinois Commerce Commission
160 N. LaSalle St., Ste. C-800
Chicago, IL 60601-3104
Email: Jessica.Cardoni@illinois.gov

James Zolnierek
Case Manager
Illinois Commerce Commission
527 E. Capitol Ave.
Springfield, IL 62701
Email: jim.zolnierek@illinois.gov

Marcy A. Sherrill
Office of General Counsel
Illinois Commerce Commission
160 N. LaSalle St., Ste. C-800
Chicago, IL 60601 Marcy.Sherrill@illinois.gov



Joseph D. Murphy



2021 Cable Service Annual Report

Community	Number of Households in Service Area	Number of Households in Service Area Offered Access to Video Service by [MVPD]	Households in Service Area with Income below \$35,000	Households in Service Area with Income below \$35,000 Offered Access to Video Service by [MVPD]
Odin	378	378	166	166
Luka	199	199	37	37
Sandoval	530	170	92	29
STATEWIDE TOTALS	1,107	747	295	232



Prepared by: Julie Poon
julie.poon@consolidated.com
 4/1/2022

2021 Cable Service Annual Report

Community	Exchange	Number of Households in Service Area	Number of Households in Service Area Offered Access to Video Service by [MVPD]	Households in Service Area with Income below \$35,000	Households in Service Area with Income below \$35,000 Offered Access to Video Service by [MVPD]
Arceola	Arceola	1,886	1,886	529	529
Arthur	Arthur	2,117	2,117	537	537
Ashmore	ashmore	681	681	181	181
Assumption	Assumption	789	786	332	330
Atwood	Atwood	745	745	224	224
Blue Mound	Blue Mound	752	752	243	243
Bul Pitt	Kincaid	129	129	45	45
Charleston	charleston	17,395	17,395	8,106	8,106
Cowden	cowden	625	625	294	294
Edinburg	Edinburg	754	754	199	199
Efingham	Efingham	14,816	8,966	2,548	1,542
Farmersville	Farmersville	518	509	150	147
Gays	Gays	382	380	140	139
Hillsboro	Hillsboro	3,382	3,377	1,096	1,094
Hindsboro	Oakland	233	233	63	63
Humboldt	Humboldt	544	544	173	173
Iving	Iving	447	445	174	173
Jeiserville	Kincaid	7,828	7,828	2,212	2,212
Kincaid	Kincaid	957	957	350	350
Lerna	Mattoon	504	504	146	146
Litchfield	Litchfield	4,913	4,913	1,904	1,904
Mattoon	Mattoon	13,513	13,513	5,456	5,456
Morrisonville	Morrisonville	679	675	148	147
Mt Auburn	Mt Auburn	308	308	88	88
Nokomis	Nokomis	1,730	1,730	570	570
Oakland	Oakland	774	774	303	303
Owaneco	Owaneco	466	156	55	18
Pana	Pana	4,316	4,307	871	869
Raymond	Raymond	3,161	709	245	55
Shelbyville	Shelbyville	4,371	4,371	1,123	1,123
Sigel	Sigel	2,373	402	173	29
Stewardson	Stewardson	534	534	153	153
Stonington	Stonington	579	575	180	178
Strasburg	Strasburg	421	391	79	74
Taylor Springs	Taylor Springs	341	341	67	67
Taylorville	Taylorville	7,828	7,828	2,598	2,598
Tovey	Tovey	295	295	110	110
Tower Hill	Tower Hill	547	547	161	161
Trilla	Mattoon	137	137	41	41
Westervelt	Westervelt	4,371	4,371	300	300
Windsor	Windsor	856	764	669	597
Witt	Witt	625	623	233	232
Allenville	Allenville	422	220	72	38
Beecher City	Cowden	87	39	6	3
Butler	Hillsboro	1,833	176	123	12
Coalton	Nokomis	1,730	1,730	584	584
Janesville	Charleston	621	504	132	107
Langleyville	Langleyville	7,828	7,796	2,353	2,343
Palmer	Morrisonville	150	150	42	42
STATEWIDE TOTALS		121,293	108,492	36,581	34,758



1-800-365-6988



info@zitomedia.com



102 South Main Street
Coudersport, PA 16915

March 25, 2022

Ms. Elizabeth Rolando
Chief Clerk
Illinois Commerce Commission
527 E. Capitol Avenue
Springfield, IL 62701

Re: Annual Cable Service Report for Zito Midwest, LLC

Dear Ms. Rolando,

Attached is the 2021 Annual Cable Service Report of households and subscribers per community served pursuant to Section 1001(j) of the Cable Video Competition Law of 2007 (220 IL 5/21-100 et seq.) Zito Midwest received its statewide Cable and Video Authorization on June 7, 2017 in Docket 17-0245.

If there are any questions on the enclosed, please contact me directly at 814-260-9575 ext 146.

Respectfully,

A handwritten signature in black ink that reads 'Katie Danielson'.

Katie Danielson
Regulatory Compliance
Attachment: 2021 Cable Report

Local Unit of Government	The number of Households in the Holder's telecommunications service area in the State	Number of Households in Service Area	Number of Households in Service Area Offered Access to Video Services by Zito Media	# Low Income Households in Service Area with Income Below \$35,000 (LIHH)	LIHH in Service Area Offered Access to Video Service by Zito Media
Buncombe (Village)	98	98	98	61	61
Creal Springs (City)	200	200	200	27	27
East Cape Girardeau (Village)	163	163	163	21	21
Galatia (Village)	472	472	472	120	120
Goreville (village)	449	449	449	35	35
Raleigh (Village)	172	172	172	24	24
Vienna (City)	900	900	900	216	216
Williamson (County)	228	228	228	40	40
	2682	2682	2682	544	544

JENAE HECK
ASSISTANT GENERAL COUNSEL
PH: 602-364-6092
FAX: 602-364-6013
JENAE.HECK@CABLEONE.BIZ

March 31, 2022

Ms. Elizabeth Rolando, Chief Clerk
Illinois Commerce Commission
527 East Capital Avenue
Springfield, IL 62701

Re: *Annual Video Report, Docket 20-0867*

Dear Ms. Rolando:

Attached please find our Section 21-1001(j) report pertaining to video service for Cable One, Inc. (formerly NewWave Communications).

Should you have questions or require further information, please do not hesitate to contact me.

Sincerely,

CABLE ONE, INC.



Jenae Heck
Assistant General Counsel

Community	Number of Households in Service Area (1)	Number of Households in Service Area Offered Access to Video Service (2)	Number of Households in Service Area with Income Below \$35,000(3)	Number of Households in Service Area with Income below \$35,000 Offered Access to Video Service (4)
Bond County (uninc.)	2,287	21	344	3
Christian County (uninc.)	2,356	250	472	50
Edgar County (uninc.)	2,126	371	472	82
Fayette County (uninc.)	3,629	782	1,226	264
Franklin County (uninc.)	5,365	1,677	1,712	535
Jasper County (uninc.)	2,127	140	436	29
Lawrence County (uninc.)	2,740	1,347	744	366
Macon County (uninc.)	5,307	14	841	2
Macoupin County (uninc.)	5,767	0	1,313	0
Montgomery County (uninc.)	2,738	732	538	144
Perry County (uninc.)	3,463	0	728	0
Randolph County (uninc.)	3,749	55	1,420	21
Richland County (uninc.)	3,368	857	477	121
Shelby County (uninc.)	5,028	1,125	1,192	267
Union County (uninc.)	3,701	128	1,014	35
Vermillion County (uninc.)	20,296	1,930	7,785	740
Wabash County (uninc.)	1,335	249	385	72
Wayne County (uninc.)	3,013	0	758	0
White County (uninc.)	1,736	110	470	30
Albion City	973	1,066	396	396
Anna City	2,047	1,867	776	708
Argenta Village	445	337	92	70
Assumption City	585	611	137	137
Auburn City	1,824	2,308	304	304
Belgium Village	177	215	50	50
Benton City	3,421	3,548	1,131	1,131
Bethany Village	655	618	224	211
Blue Mound Village	495	510	118	118
Bridgeport City	1,019	902	257	227
Brighton Village	1,009	525	203	106
Brownstown Village	343	300	123	108
Buckner Village	169	251	66	66
Carlinville City	2,503	3,223	846	846
Carmi City	2,713	2,283	911	767
Carrollton City	1,205	833	309	214
Catlin Village	953	930	301	294
Chester City	2,508	2,178	762	662
Christopher City	1,371	1,436	637	637
Coalton Village	167	183	32	32
Crossville Village	424	274	201	130
Dalton City Village	307	217	62	44
Du Quoin City	3,094	3,864	1,178	1,178
East Gillespie Village	126	65	37	19
Enfield Village	278	232	104	87
Ewing Village	165	123	32	24
Fairfield City	2,666	2,904	1,011	1,011
Farmersville Village	361	344	93	89
Georgetown City	1,704	1,659	420	409
Gillespie City	1,549	1,919	544	544
Girard City	873	1,352	277	277
Grayville City	882	840	249	237
Greenville City	2,628	2,287	988	860
Hillsboro City	1,712	2,353	520	520
Hoopeston City	2,635	2,659	1,055	1,055
Jerseyville City	3,701	2,557	1,088	752
Jonesboro City	847	706	330	275
Lawrenceville City	2,273	2,621	716	716
Lenzburg Village	210	223	56	56
Litchfield City	3,579	3,849	1,357	1,357
Macon City	551	1,103	73	73
Manchester Village	97	57	27	16

Marissa Village	772	960	222	222
McLeansboro City	1,295	1,573	378	378
Milford Village	648	726	228	228
Mount Carmel City	3,588	3,739	1,308	1,308
Moweaqua Village	963	816	268	227
New Athens Village	828	685	120	99
Newton City	1,358	1,320	434	422
Nilwood Town	131	173	24	24
Nokomis City	1,038	1,309	322	322
Norris Village	557	507	289	289
North City Village	347	2	104	1
Olney City	4,361	4,492	1,445	1,445
Oreana Village	380	406	53	53
Owaneco Village	95	93	15	15
Pana City	3,123	3,166	970	970
Paris City	4,611	4,334	1,631	1,533
Percy Village	470	403	171	147
Pinckneyville City	1,734	2,055	935	935
Ramsey Village	403	417	182	182
Raymond Village	435	443	76	76
Roodhouse City	913	628	323	222
Rossville Village	539	620	167	167
Schram City Village	382	304	99	79
Sesser City	799	1,050	138	138
Shelbyville City	2,171	2,569	240	240
Sparta City	2,251	2,128	645	610
St. Francisville city	307	201	666	436
St. Johns Village	116	71	37	23
Steeleville Village	962	916	279	266
Stonington Village	359	421	85	85
Sumner City	416	404	1,023	993
Tamaroa Village	344	376	98	98
Taylor Springs Village	252	166	119	78
Taylorville City	5,637	5,855	2,231	2,231
Thayer Village	378	361	102	97
Tilton Village	1,323	1,394	374	374
Valier Village	321	317	145	143
Vandalia City	2,667	2,508	1,091	1,026
Virden City	1,724	2,005	502	502
Wayne City Village	463	932	146	146
Wellington Village	104	170	45	45
West City Village	298	371	112	112
Westville Village	1,339	1,683	439	439
White Hall City	1,253	1,317	351	351
Witt City	364	434	144	144
STATEWIDE TOTAL**	188,194	120,940	59,196	37,492

Explanatory Notes

As of December 31, 2020, Telecommunications Management LLC was merged into Cable One Inc. dba Sparklight. Sparklight continues to provide cable television access in the above-referenced local units of government at the same levels and throughout the same geographic areas as it did before it obtained statewide authorization to provide cable service.

*The number of households offered access to video service in North City Village is subsumed by Franklin County.

**Statewide totals remove double-counting created by overlap of counties and any individual local unit of government with the county.

(1) Household data based on U.S. Census QuickFacts data as of July 1, 2019 under "Households, 2015-2019 category" and/or "Occupied housing units" category on Census Data TableID S2503, Financial Characteristics from the 2019: ACS 5-Year Estimates Subject Tables

(2) Number of households offered access to video service includes only those households Sparklight could reasonably confirm are residential households.

(3) Low-income household data based on Census Data TableID S2503, Financial Characteristics from the 2019: ACS 5-Year Estimates Subject Tables under "Household Income in the Past 12 Months (in 2019 Inflation-Adjusted Dollars)" category

(4) Low-income household data based on percentage of total number of households offered access to video service to total number of households in local unit of government.

**STATE OF ILLINOIS
COMMERCE COMMISSION**

MADISON COMMUNICATIONS, INC.)	
)	
Application for State-Issued Authorization to Provide)	Docket No. 17-0584
Cable Service Pursuant to Section 401 of the Cable)	
and Video Competition Law of 2007)	

NOTICE OF FILING

PLEASE TAKE NOTICE that MADISON COMMUNICATIONS, INC., through its undersigned counsel, in compliance with 220 ILCS 5/21-1101(j), files the attached report to the Commission for each of the service areas as described in Section 5/21-1101(d) in which it provides access to its video service in the State.

Dated: February 4, 2022

Respectfully Submitted,

Madison Communications, Inc.,

By:




Joseph D. Murphy
MEYER CAPEL
A Professional Corporation
PO Box 6750
Champaign, Illinois 61826-6750
Telephone: 217/352-0030
jmurphy@meyercafel.com

CERTIFICATE OF SERVICE

The undersigned attorney, under penalties as provided by law pursuant to Section 1-109 of the Code of Civil Procedure, certifies that the statements set forth in this instrument are true and correct and that the attached document, namely: **Notice of Filing**, together with the attached report, was submitted for filing with the Illinois Commerce Commission via the eDocket electronic filing system and was served upon the following persons by e-mail this 4th day of February, 2022:

David Sackett, Case Manager
Illinois Commerce Commission
527 E. Capitol Ave.
Springfield, IL 62701
david.sackett@illinois.gov

Marcy A. Sherrill
Office of General Counsel
Illinois Commerce Commission
160 N. LaSalle St., Ste. C-800
Chicago, IL 60601
Marcy.Sherrill@illinois.gov



Joseph D. Murphy
Meyer Capel
A Professional Corporation
306 W. Church Street
Champaign, IL 61820
(217) 352-0030
jmurphy@meyercafel.com



RE
MAR 28 2022

ILLINOIS COMMERCE COMMISSION
CHIEF CLERK'S OFFICE

March 25, 2022

Ms. Elizabeth Rolando
Chief Clerk
Illinois Commerce Commission
527 East Capitol Avenue
Springfield, IL 62701

Via USPS

Re: **Docket No. 18-0036: Pavlov Media Cable Illinois, LLC Annual Cable Service Area Report**

Dear Ms. Rolando:

Herewith for filing with the Illinois Commerce Commission, please find the above-referenced Annual Report in accordance with Section 21-1101(j) of the Illinois Public Utilities Act as follows:

Local Unit of Government	# of Households in Service Area	# of Households in Service Area Passed by Pavlov Video	# of Low Income Households Passed by Pavlov Video Service	# of Low Income Households in Service Area
-				
-				
Total	-	-	-	-

Due to technical issues, Pavlov's expected deployment has been delayed. Currently Pavlov has not offered, nor does it provide cable and video service Illinois customers or subscribers. Pavlov expects to resolve these issues and begin providing service later this year and will report to the Commission accordingly.

Please contact the undersigned at 217 620-1018 or pete@wagnerconsulting-usa.com should you have any questions or concerns.

Sincerely,

Peter J. Wagner
Consultant to Pavlov Media Cable Illinois, LLC
Wagner Consulting LLC

Cc: Mr. William Clavey, Pavlov Media Cable Illinois, LLC





CASS CABLE TV, INC.

100 REDBUD ROAD * P.O. BOX 200 * VIRGINIA, IL 62691

March 9, 2022

Liz Rolando
Chief Clerk
Illinois Commerce Commission
527 East Capitol Avenue
Springfield, Illinois 62701

Re: 2021 Annual Cable Service Report; Cass Cable TV, Inc.

Dear Chief Clerk Rolando:

In accordance with Section 21-1101(j) of the Cable and Video Competition Law of 2007 ("Act"), provided below is the Annual Cable Service Report through December 31, 2021, for Cass Cable TV, Inc. (hereinafter "Cass").

With respect to the villages of Bath, Tallula, Forest City, and Sherman; and with respect to the cities of Pittsfield, Pleasant Plains, Rushville, Mason, Ashland, Virginia, Athens, Versailles and Mt. Sterling, Cass is an "incumbent cable operator"¹ because, on January 1, 2007, Cass provided cable service in and throughout the aforementioned villages and cities pursuant to local franchise agreements. Pursuant to and in accordance with those local franchise agreements, Cass provided cable service access to 100% of low-income households throughout its "footprint" in each of the aforementioned villages and cities. Because Cass is an incumbent cable operator under the Act, Cass must provide cable access in its service territory (i.e. all of the aforementioned villages and cities) on the same terms and in a geographic area no smaller than it did on June 30, 2007. With respect to the aforementioned villages and cities, Cass continues to provide cable access at the same levels and throughout the same geographic area as it did on June 30, 2007. Therefore, Cass is fully compliant with these obligations under the Act as it relates to the aforementioned villages and cities.

With respect to the Village of Lynnville, Cass is not an "incumbent cable operator" because, on January 1, 2007, Cass did not provide cable service in and throughout the Village of Lynnville. However, Cass currently provides access to its cable service within and throughout the entire corporate limits of the Village of Lynnville. Therefore, Cass is fully compliant with its obligations under the Act as it relates to the Village of Lynnville.

With respect to Morgan County, Cass is not an "incumbent cable operator" because, on January 1, 2007, Cass did not provide cable service in and throughout Morgan County. However, Cass provides access to its cable service within unincorporated Morgan County at the same levels

required by Morgan County of incumbent cable operators on June 30, 2007. Accordingly, Cass is fully compliant with the Act as it relates to Morgan County.

With respect to the Village of South Jacksonville, Cass is not an "incumbent cable operator" because, on January 1, 2007, Cass did not provide cable service in and throughout the Village of South Jacksonville. However, Cass provides access to its cable service within the Village of South Jacksonville at the same levels required by the Village of South Jacksonville of incumbent cable operators on June 30, 2007. Therefore, Cass is fully compliant with its obligations under the Act as it relates to the Village of South Jacksonville.

The United States Census Bureau's most recent estimate of the number of "low-income households,"² as defined in Section 21-201(p) of the Act, located within Cass's "footprint" is 9,398. Cass provides access to 100% of low- income households (i.e., 9,398) throughout its service area footprint.

Please contact me at 217-452-4105 if you have any questions or need additional information.

Sincerely,



Chad Winters
Vice President and Manager of Cable TV Services

¹ "Incumbent cable operator" means a person or entity that provided cable services or video services in a particular area under a franchise agreement with a local unit of government pursuant to Section 11-42-11 of the Illinois Municipal Code (65 ILCS 5/11-42-11) or Section 5-1095 of the Counties Code (55 ILCS 5/5-1095) on January 1, 2007. [See 220 ILCS 5/21-201(m)]

² The Census Bureau reported number of "low-income households" has been updated utilizing the 2014-2018 American Community Survey 5-Year Estimates which provides estimates of various demographic data, including household income, annually through the American Community Survey.

**STATE OF ILLINOIS
ILLINOIS COMMERCE COMMISSION**

MCC Network Services, LLC)
d/b/a Metro Comm)
)
Application for State-Issued) Docket No. 20-0051
Authorization to Provide)
Cable Service Pursuant to Section)
401 of the Cable and Video)
Competition Law of 2007)

NOTICE OF FILING

PLEASE TAKE NOTICE that MCC Network Services, LLC, through its undersigned counsel, in compliance to 220 ILCS 5/21-1101(j), files the attached report to the Commission for each of the service areas as described in Section 5/21-1101(d) in which it provides access to its cable service in the State as of December 31, 2021.

Dated: February 28, 2021

Respectfully submitted,

MCC Network Services, LLC



By: _____

Jane L. Wagner
MARASHLIAN & DONAHUE, PLLC
1430 Spring Hill Road, Suite 310
Tysons, VA 22102
(703) 714-1321
jlw@commlawgroup.com

Docket No. 20-0051

Illinois Commerce Commission Annual Report

City and Local Government Unit	Number of Households in Service Area	Households in Service Area with income below \$35,000	Households in Service Area with Income below \$35,000 Offered Access to Video Service by MCC Network Services LLC	Number of Households in Service Area that Subscribe to MCC Network Services LLC
Armington, Hittle Township, Tazewell County	150	10, 8.0%	0	6
Goodfield, Deer Creek Township and Montgomery Township Tazewell and Woodford Counties	229	32, 3.2%	1	9
Grand Ridge, Farm Ridge Township, LaSalle County	201	11, 5.6%	2	38
Kenney, Turnbridge Township, Dewitt County	160	24, 6.5%	1	19
Rutland, Groveland Township, LaSalle County	147	13, 4.3%	2	46
Tonica, Eden Township, LaSalle County	340	42, 5.3%	4	88
Bement, Bement Township, Piatt County	687	21, 3.1%	1	42
Cerro Gordo, Cerro Gordo Township, Piatt County	569	41, 7.4%	4	62
Sullivan, Sullivan Township, Moultrie County	1930	230, 12%	48	403
Bethany, Marrowbone Township, Moultrie County	607	48, 8%	7	87

Findlay, Mattoon Township, Shelby County	311	52, 17%	11	61
--	-----	---------	----	----

CERTIFICATE OF SERVICE

The undersigned certifies that a copy of the Notice of Filing and attachment was submitted for filing with the Illinois Commerce Commission via e-docket and served upon the following persons by email this 28th day of February, 2021:

David Sackett
Case Manager
Illinois Commerce Commission
527 E. Capitol Ave. Springfield, IL 62701
Email: David.sackett@illinois.gov

Marcy Sherrill
Staff Attorney
Illinois Commerce Commission
160 N. LaSalle St., Ste. C-800
Chicago, IL 60601-3104
Email: marcy.sherrill@illinois.gov

MCC Network Services, LLC



By: _____

Jane L. Wagner
MARASHLIAN & DONAHUE, PLLC
1430 Spring Hill Road, Suite 310
Tysons, VA 22102
(703) 714-1321
jlw@commlawgroup.com

**STATE OF ILLINOIS
ILLINOIS COMMERCE COMMISSION**

ILLINOIS FIBER CONNECT, LLC)
)
Application for State-Issued Authorization to Provide) Docket No. 20-0113
Video Service Pursuant to Section 401 of the Cable)
and Video Competition Law of 2007)

NOTICE OF FILING

PLEASE TAKE NOTICE that Illinois Fiber Connect, LLC., through its undersigned counsel, in compliance to 220 ILCS 5/21-1101(j), files the attached report to the Commission for each of the service areas as described in Section 5/21-1101(d) in which it provides access to its video service in the State.

Dated: March 23, 2022

Respectfully submitted,
ILLINOIS FIBER CONNECT, LLC.

By: _____


Joseph D. Murphy
Meyer Capel
A Professional Corporation
306 W. Church St.
Champaign, IL 61820
Phone: 217-352-0030
Email: jmurphy@meyercafel.com


CERTIFICATE OF SERVICE

The undersigned attorney, under penalties as provided by law pursuant to Section 1-109 of the Code of Civil Procedure, certifies that the statements set forth in this instrument are true and correct and that the attached document, namely Notice of Filing together with its attachment was submitted for filing with the Illinois Commerce Commission via e-docket and served upon the following persons by email this 23rd day of March, 2022:

Heather Jorgenson, Administrative Law Judge
Illinois Commerce Commission
160 N. LaSalle St., Ste. C-800
Chicago, IL 60601
Heather.Jorgenson@illinois.gov

David Sackett, Case Manager
Illinois Commerce Commission
527 E. Capitol Ave.
Springfield, IL 62701
david.sackett@illinois.gov

Marcy A. Sherrill
Office of General Counsel
Illinois Commerce Commission
160 N. LaSalle St., Ste. C-800
Chicago, IL 60601
Marcy.Sherrill@illinois.gov



Joseph D. Murphy



2021 Cable Service Annual Report

Community	Number of Households in Service Area	Number of Households in Service Area Offered Access to Video Service by [MVPD]	Households in Service Area with Income below \$35,000	Households in Service Area with Income below \$35,000 Offered Access to Video Service by [MVPD]
Teutopolis	699	201	140	4
Watson	297	297	94	94
STATEWIDE TOTALS	996	498	234	98



April 7, 2022

Chief Clerk's Office
Ms. Elizabeth Rolando
Illinois Commerce Commission
527 East Capital Drive
Springfield IL 62701

RE: Surf Air Wireless, LLC Annual Cable Service Report, Docket Number 20-0320

Ms. Rolando,

Please find attached the annual cable service report for Surf Air Wireless, LLC dba Surf Broadband Solutions, pursuant to Section 1101(j) of the Public Utilities Act.

Surf Air Wireless, LLC was granted a state-issued authorization to offer or provide video service on April 20, 2020.

The attached spreadsheet provides the required household information for Surf Broadband Solutions' service area footprint as of December 31, 2021.

Please contact me if you have any questions.

Sincerely,

A handwritten signature in blue ink, appearing to read "JL", is written over a light blue horizontal line.

Jason Lehman
Chief Financial Officer
Surf Air Wireless, LLC

Encl.

Surf Air Wireless, LLC (SAW)
2021 Annual Cable Services Report
Docket No. 20-0320

Number of Households in Service Area	Number of Households in Service Area with Access to SAW video	Number of Households in Service Area with income below \$35,000	Number of Households in Service Area with income below \$35,000 with Access to SAW video
321	0	56	0