



Illinois 2020 Body Worn Camera Report

Table of Contents

Introduction	4
Executive Summary	5
Department Overview – Bedford Park Police Department.....	6
Department Overview – Bethany Police Department.....	7
Department Overview – Bloomington Police Department.....	8
Department Overview – Bourbonnais Police Department.....	9
Department Overview – Broadview Police Department.....	10
Department Overview – Champaign Police Department	11
Department Overview – Champaign County Sheriff’s Office	13
Department Overview – Chenoa Police Department	14
Department Overview – Chicago Police Department.....	15
Department Overview – Chillicothe Police Department	17
Department Overview – Christian County Sheriff’s Office	18
Department Overview – Coal Valley Police Department.....	19
Department Overview – Crystal Lake Police Department.....	20
Department Overview – Danville Police Department.....	21
Department Overview – East Peoria Police Department	22
Department Overview – Eastern Illinois University Police Department	23
Department Overview – Edwardsville Police Department.....	24
Department Overview – Elgin Police Department.....	25
Department Overview – Evergreen Park Police Department.....	27
Department Overview – Farmer City Police Department.....	28
Department Overview – Fayette County Sheriff’s Office.....	29
Department Overview – Forest Preserves of Cook County Police Department	30
Department Overview – Freeport Police Department	32
Department Overview – Glendale Heights Police Department	33
Department Overview – Glenwood Police Department.....	34
Department Overview – Greenup Police Department.....	35
Department Overview – Harrisburg Police Department.....	36
Department Overview – Harvard Police Department.....	37
Department Overview – Jo Daviess County Sheriff’s Office	38
Department Overview – Kendall County Sheriff’s Office.....	39
Department Overview – Kewanee Police Department.....	40
Department Overview – Lake County Sheriff’s Office.....	41

Department Overview – Lake Villa Police Department	42
Department Overview – Lakemoor Police Department.....	43
Department Overview – Leroy Police Department.....	44
Department Overview – Lombard Police Department.....	45
Department Overview – Manteno Police Department.....	46
Department Overview – Maroa Police Department	47
Department Overview – Matteson Police Department.....	48
Department Overview – Mattoon Police Department.....	49
Department Overview – Mercer County Sheriff’s Office	50
Department Overview – Metra Police Department	51
Department Overview – Millstadt Police Department.....	52
Department Overview – Moline Police Department	53
Department Overview – Montgomery Police Department.....	54
Department Overview – Morris Police Department.....	55
Department Overview – Mundelein Police Department	56
Department Overview – Neoga Police Department	58
Department Overview – Normal Police Department	59
Department Overview – Northern Illinois University Department of Police and Public Safety	60
Department Overview – Northlake Police Department	61
Department Overview – Olympia Fields Police Department	62
Department Overview – Park Forest Police Department	63
Department Overview – Park Ridge Police Department	64
Department Overview – Paxton Police Department	65
Department Overview – Perry County Sheriff’s Office	66
Department Overview – Pulaski County Sheriff’s Office	67
Department Overview – Rantoul Police Department	68
Department Overview – Richton Park Police Department	69
Department Overview – Rock Falls Police Department.....	70
Department Overview – Rock Island County Sheriff’s Office	71
Department Overview – Rockdale Police Department.....	72
Department Overview – Roselle Police Department.....	73
Department Overview – Silvis Police Department	74
Department Overview – South Jacksonville Police Department	75
Department Overview – South Suburban Police Department	76
Department Overview – Spring Grove Police Department.....	77
Department Overview – Springfield Police Department.....	78
2020 Body Worn Camera Report	2

Department Overview – Taylorville Police Department.....79

Department Overview – Tolono Police Department.....80

Department Overview – Union County Sheriff’s Office81

Department Overview – University of Illinois at Chicago Police Department82

Department Overview – University of Illinois at Urbana Police Department.....83

Department Overview – Urbana Police Department.....84

Department Overview – Wayne County Sheriff’s Office85

Department Overview – West Chicago Police Department.....86

Department Overview – West Dundee Police Department87

Department Overview – Wood River Police Department88

Department Overview – Zion Police Department.....89

Introduction

This 2020 Body Worn Camera Report contains a summary of departments that submitted body worn camera program reports to the Illinois Law Enforcement Training and Standards Board (ILETSB). Each department overview includes narrative information and data provided by the department. Visual charts identify the ten (10) most frequent charges related to incidents; a single incident may have multiple charges. Departments reporting less than five (5) charges exclude visual charts. ILETSB is the repository for department reports.

Seventy-nine (79) law enforcement departments submitted body worn camera program reports for the period of January 1, 2020, to December 31, 2020. Categorically, four (4) campus law enforcement departments, twelve (12) sheriff's offices, and sixty-three (63) municipal law enforcement departments submitted reports.

Eleven (11) law enforcement departments utilize body worn cameras but had zero (0) recordings for the period of January 1, 2020, to December 31, 2020. Therefore, this report excludes these departments:

- Bull Valley Police Department
- Glasford Police Department
- Illinois Central College Campus Police Department
- Decatur Police Department
- Dongola Police Department
- Loyola University Chicago Department of Campus Safety
- Mascoutah Police Department
- New Lenox Police Department
- Parkland College Police Department
- San Jose Police Department
- Southern Illinois Airport Police Department

Executive Summary

Departments provide a brief overview, which includes number of officers in the department, number of body worn cameras, and number of officers who use those cameras.

Technical Issues

Common technical issues include low battery life, cameras not charging, difficulty uploading footage, and cameras falling off the officer. Departments may list remedies to the issues.

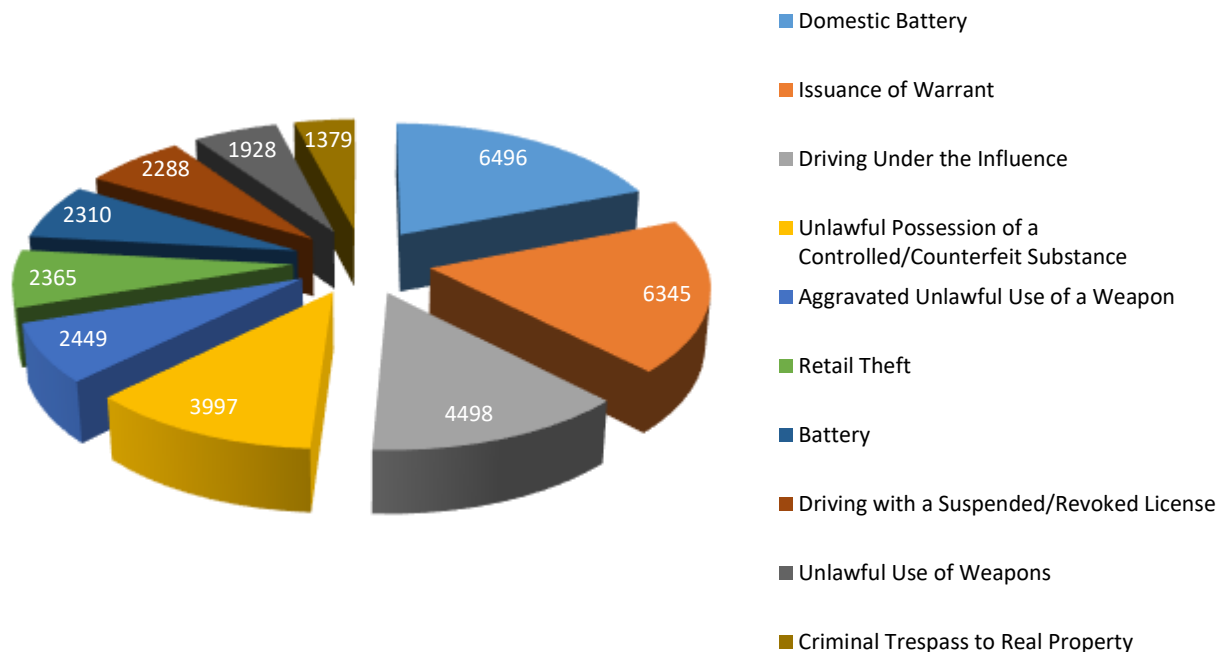
Review Process

Departments report review policy on body worn camera footage.

Incidents

Departments report incidents when prosecutors use body worn camera footage. This section counts and lists incidents and offenses charged. Please note, one (1) incident may contain multiple offenses charged. Between January 1, 2020, and December 31, 2020, seventy-nine (79) departments report fifty-nine thousand eighty (59,080) incidents leading to seventy-two thousand twenty-six (72,026) offenses charged. Over forty-seven percent (47%) of offenses charged were the following ten (10) offenses:

Greatest Frequency of Charges



Department Overview – Bedford Park Police Department

Bedford Park Police Department consists of thirty-six (36) full-time officers who utilize body worn cameras. The Department's report does not provide body worn camera information.

Technical Issues

Bedford Park Police Department reports zero (0) technical issues.

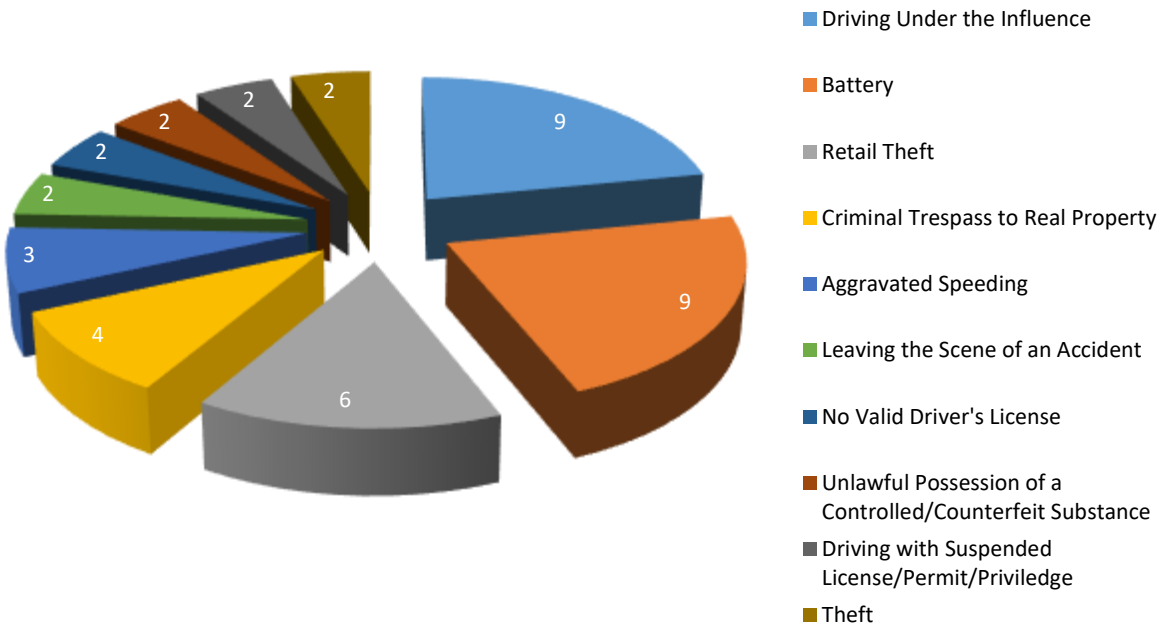
Review Process

Bedford Park Police Department's report does not include a formal review process.

Incidents

Between January 4, 2020, and December 26, 2020, Bedford Park Police Department reports forty-three (43) incidents leading to fifty-one (51) offenses charged. Below is a snapshot of greatest frequency of offenses charged.

Greatest Frequency of Charges



Department Overview – Bethany Police Department

Bethany Police Department consists of two (2) full-time officers who utilize two (2) body worn cameras, effective June 1, 2019.

Technical Issues

Bethany Police Department reports issues with uploading failures. When technical issues arise, Bethany Police Department contacts the manufacturer to troubleshoot, which resolves the issues.

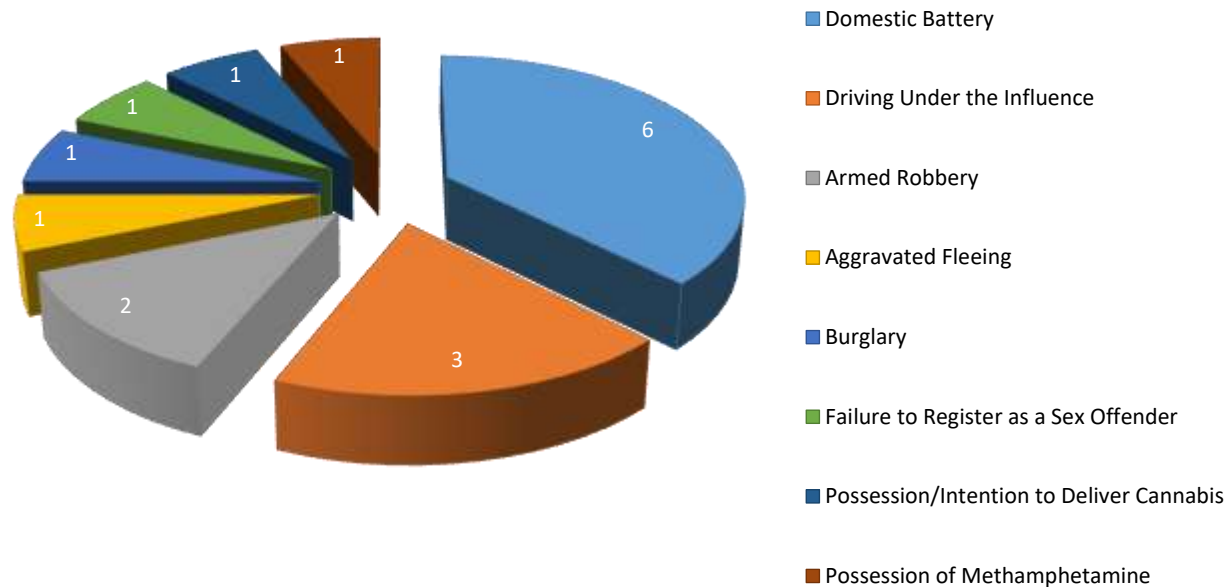
Review Process

Bethany Police Department Chief of Police reviews all recordings. Reviews are done after the incident or when the Chief is back on duty.

Incidents

Between January 14, 2020, and December 28, 2020, Bethany Police Department reports sixteen (16) incidents leading to sixteen (16) offenses charged. Below is a snapshot of greatest frequency of offenses charged.

Greatest Frequency of Charges



Department Overview – Bloomington Police Department

Bloomington Police Department contracted with Axon for body worn cameras, officially launching their current program on February 26, 2020. Bloomington Police Department's report does not provide department or additional body worn camera information.

Technical Issues

Bloomington Police Department reports zero (0) technical issues.

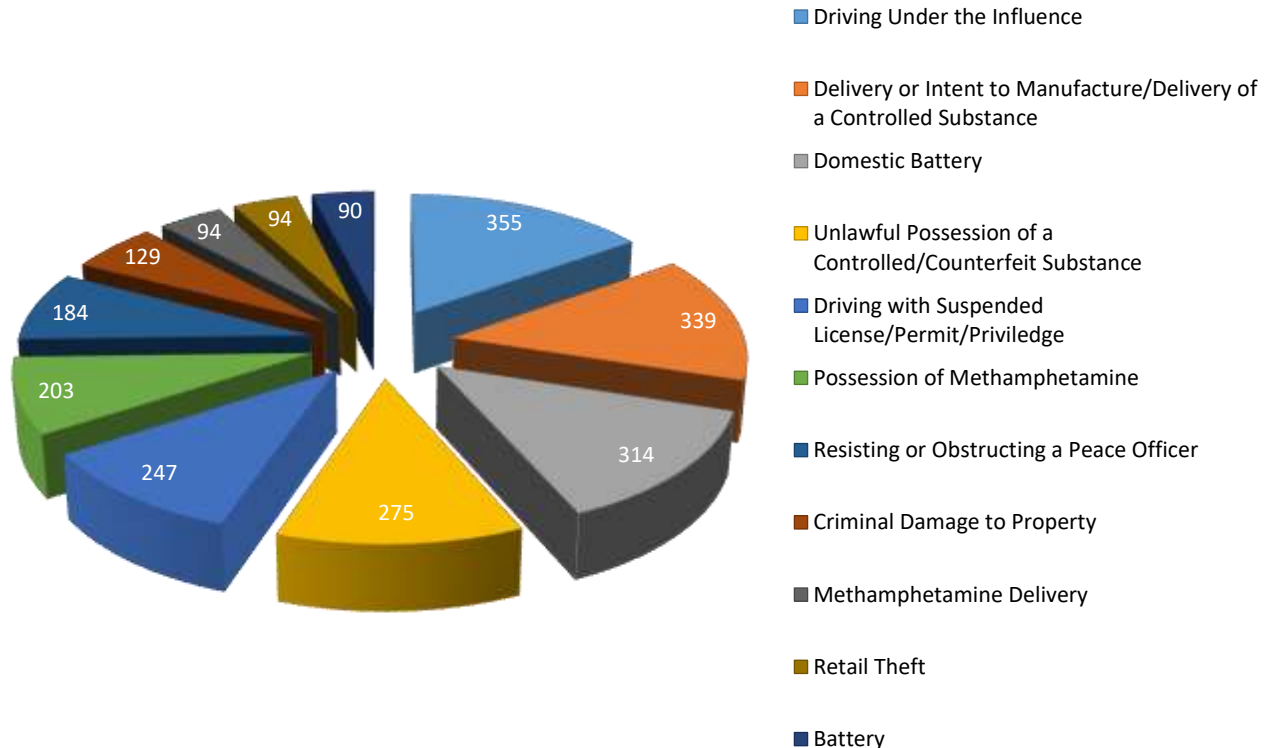
Review Process

Bloomington Police Department's report does not include a formal review process.

Incidents

Between January 1, 2020, and December 31, 2020, Bloomington Police Department reports one thousand six hundred ninety-three (1,693) incidents leading to four thousand one hundred seventy (4,170) offenses charged. Below is a snapshot of greatest frequency of offenses charged.

Greatest Frequency of Charges



Department Overview – Bourbonnais Police Department

Bourbonnais Police Department consists of twenty-six officers (26) who utilize twenty-four (24) body worn cameras. The Department consists of one (1) chief, one (1) deputy chief, six (6) sergeants, two (2) detectives, one (1) school resource officer, one (1) special agent, and fourteen (14) patrol officers. All officers wear a body camera during their regular shift and any overtime details; detectives wear body cameras when taking statements or meeting with victims.

Technical Issues

Bourbonnais Police Department reports user error, battery, clip, and syncing issues.

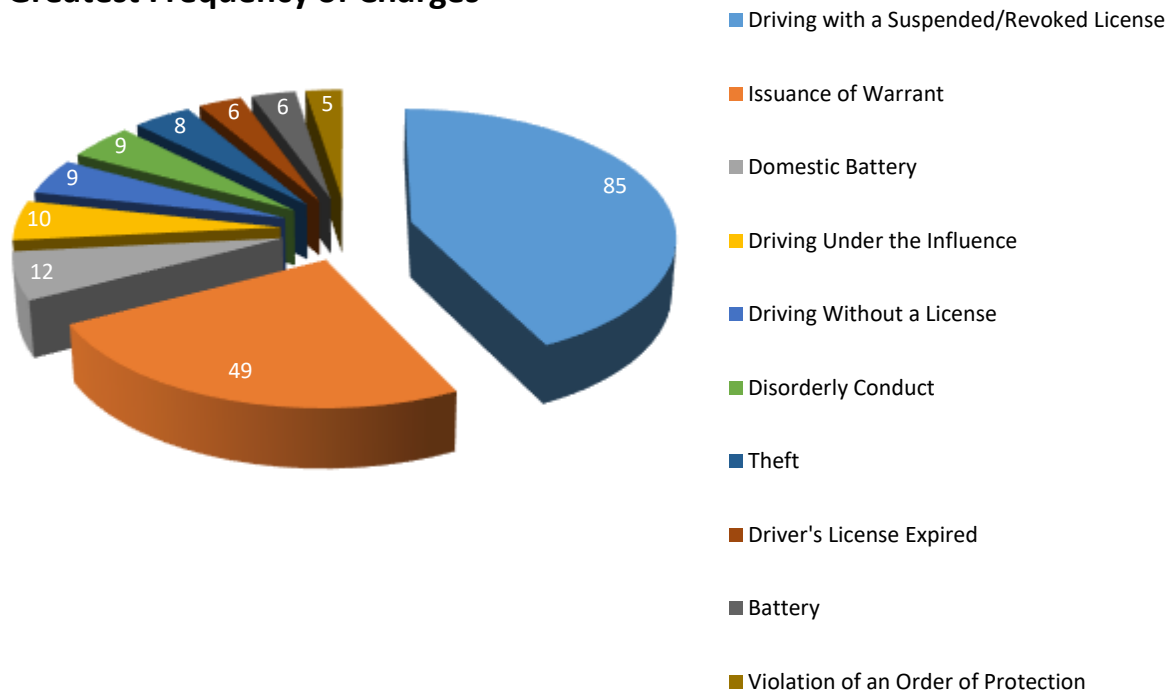
Review Process

Bourbonnais Police Department shift supervisors and administrators have the right to review body camera videos any time they are investigating alleged misconduct or reports of meritorious conduct, or whenever such recordings would be beneficial in reviewing an officer's performance or training exercise.

Incidents

Between January 1, 2020, and December 31, 2020, Bourbonnais Police Department reports two hundred thirty-seven (237) incidents leading to two hundred forty-five (245) offenses charged. Below is a snapshot of greatest frequency of offenses charged.

Greatest Frequency of Charges



Department Overview – Broadview Police Department

Broadview Police Department implemented its body worn camera program August 1, 2016. The Department has sixteen (16) body worn cameras utilized by twenty-five (25) of the thirty (30) sworn officers (Chief, Deputy Chief and two Commanders are exempt).

Technical Issues

Broadview Police Department reports an issue with the main motherboard in the cameras, which required all to be replaced.

Review Process

Broadview Police Department supervisors review body worn camera footage of each officer at least once every sixty (60) day period and log this review in a database.

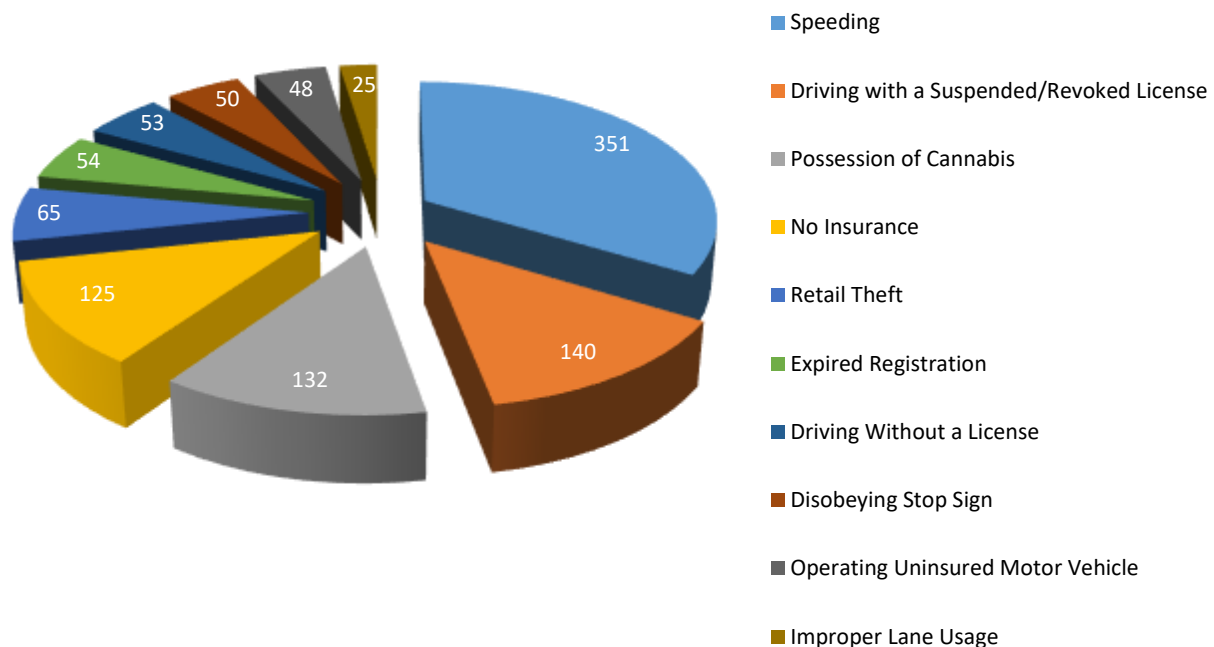
Supervisors review footage for quality control measures.

Footage may be used for discipline only if a citizen formally or informally files a complaint, an officer uses force during an incident, an incident may result in formal investigation under the Uniform Peace Officers' Disciplinary Act, or as corroboration of other misconduct.

Incidents

Between January 1, 2020, and December 31, 2020, Broadview Police Department reports one thousand two hundred two (1,202) incidents leading to one thousand seven hundred forty-three (1,743) offenses charged. Below is a snapshot of greatest frequency of offenses charged.

Greatest Frequency of Charges



Department Overview – Champaign Police Department

Champaign Police Department consists of one hundred twenty-five (125) officers who utilize one hundred twenty-five (125) body worn cameras. In July 2017, the City of Champaign Police Department completed its full implementation of body worn cameras to all sworn law enforcement officers in every division of the department.

Technical Issues

Champaign Police Department reports several issues for body worn cameras:

- Officers misclassify footage;
- Pairing dock issues. Replaced with USB hubs and a secured charging/syncing cable
- SD card errors;
- Camera recording failure;
- Camera uploading failure;
- Camera synchronization failure;
- Charging/syncing cable failure due to normal wear and tear. Department replaces these at a rate of two (2) to three (3) a month;
- Video import issues; most resolved in-house while remaining were resolved with the assistance of the manufacturer;
- Camera mount failure;
- Footage sharing limitations. State's Attorney's Office unable to access shared folder; department provides videos on discs and portable hard drives to ensure the State's Attorney's Office receives copies of the videos;

Review Process

Champaign Police Department supervisors:

- Randomly view footage for quality;
- Review use of force incidents above normal handcuffing;
- Review footage officers flag and note footage reviewed before writing report;
- Randomly review footage to ensure policy compliance;
- Review footage before debriefings;
- Review footage of complaints; and
- Review footage of FOIA requests.

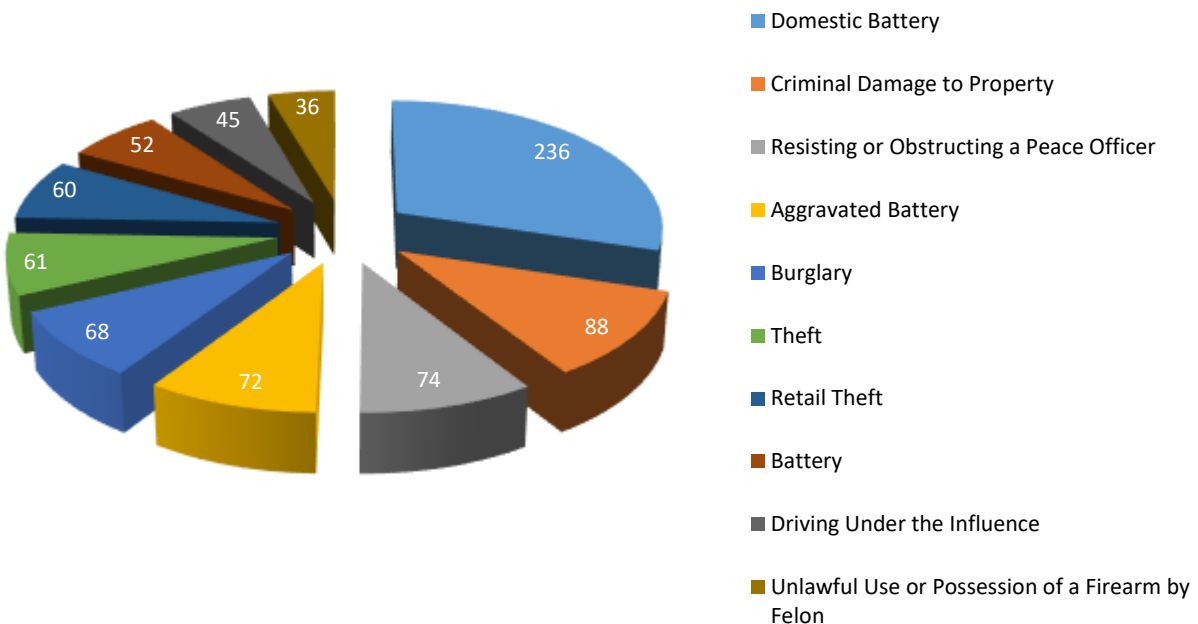
Department Overview – Champaign Police Department, Continued

Deputy Chief reviews accidental footage to maintain officer's privacy. City of Champaign Legal Department, Champaign County State's Attorney's Office, and defense attorneys review footage for legal proceedings. The video program manager (City of Champaign Police Department Lieutenant) reviews random videos on a consistent basis to ensure compliance with the Department's policy and procedures as well as state law. The City of Champaign Police Department's Administration and Professional Standards Division reviews videos related to allegations of misconduct. Beginning May 2019, the City of Champaign Human Relations Commission Citizen Review Subcommittee began reviewing videos related to citizen complaints involving a formal complaint investigation.

Incidents

Between January 1, 2020, and December 31, 2020, Champaign Police Department reports one thousand twenty-eight (1,028) incidents leading to one thousand four hundred eighteen (1,418) offenses charged. Below is a snapshot of greatest frequency of offenses charged.

Greatest Frequency of Charges



Department Overview – Champaign County Sheriff’s Office

Champaign County Sheriff’s Office consists of fifty-four (54) sworn deputies who utilize fifty-four (54) Axon Body 3 body worn cameras.

Technical Issues

Champaign County Sheriff’s Office reports minor connectivity and off-load issues.

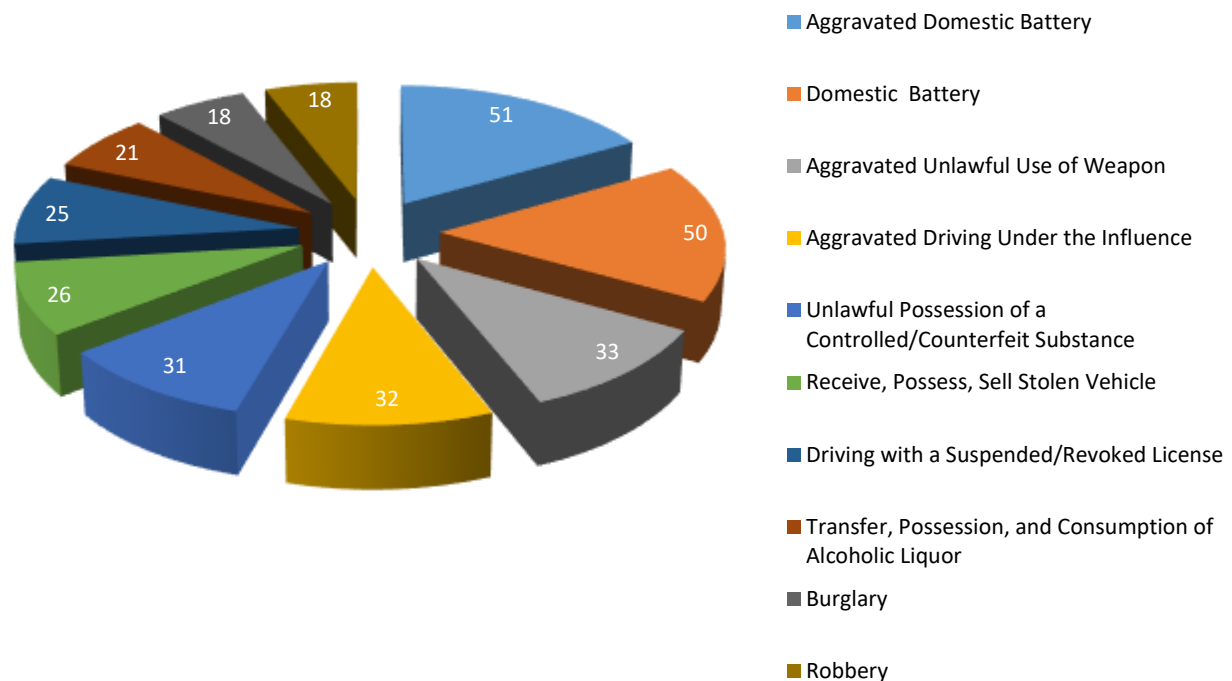
Review Process

Champaign County Sheriff’s Office administrators review body worn camera footage to investigate incidents, alleged misconduct, reports of meritorious conduct, or in performance review. Within a forty-five (45) day period, sergeants randomly review and log at least one (1) body worn camera video for each deputy on their team as part of a performance review. In addition to random audits, a separate review of use of force incidents with reported injury or needing medical attention, vehicle pursuits, and/or complaints against a deputy or specific incident will be conducted and logged.

Incidents

Between April 15, 2020, and December 31, 2020, Champaign County Sheriff’s Office reports two hundred thirty-four (234) incidents leading to six hundred thirteen (613) offenses charged. Below is a snapshot of greatest frequency of offenses charged.

Greatest Frequency of Charges



Department Overview – Chenoa Police Department

Chenoa Police Department's report does not provide department or body worn camera information.

Technical Issues

Chenoa Police Department reports zero (0) technical issues.

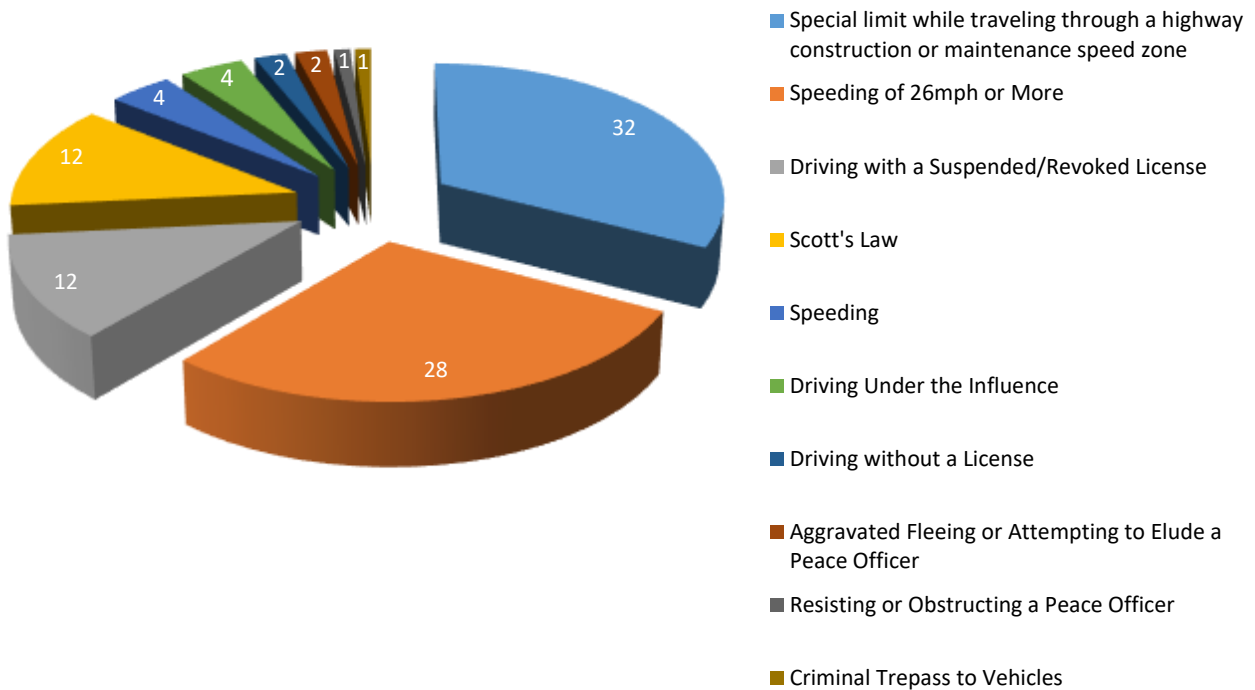
Review Process

Chenoa Police Department's report does not include a formal review process.

Incidents

Between January 3, 2020, and December 13, 2020, Chenoa Police Department reports one hundred seven (107) incidents leading to one hundred seven (107) offenses charged. Below is a snapshot of greatest frequency of offenses charged.

Greatest Frequency of Charges



Department Overview – Chicago Police Department

Chicago Police Department is the largest municipal police agency in Illinois with approximately eleven thousand seven hundred (11,700) sworn officers. The Chicago Police Department is divided into two (2) offices: the Office of Operations and the Office of Constitutional Policing and Reform. The Chicago Police Department has prioritized body worn camera deployment in the Office of Operations Patrol Districts and Units within the Special Operations Group.

The Chicago Police Department consists of twenty-two (22) patrol districts, as well as Area Community Safety Teams. These districts and teams are staffed by approximately eight thousand (8,000) sworn officers; approximately seven thousand seven hundred (7,700) of these officers are equipped with body worn cameras. There are another approximate three hundred (300) body worn cameras assigned to the Special Operations Group, Mass Transit Unit. As of April 30, 2021, approximately eight thousand (8,000) body worn cameras are utilized by the Chicago Police Department.

Technical Issues

Chicago Police Department reports that 2020/2021 upgrades to a newer model of cameras offered by their body worn camera vendor has resulted in no major technical issues.

Review Process

Chicago Police Department supervisors ensure:

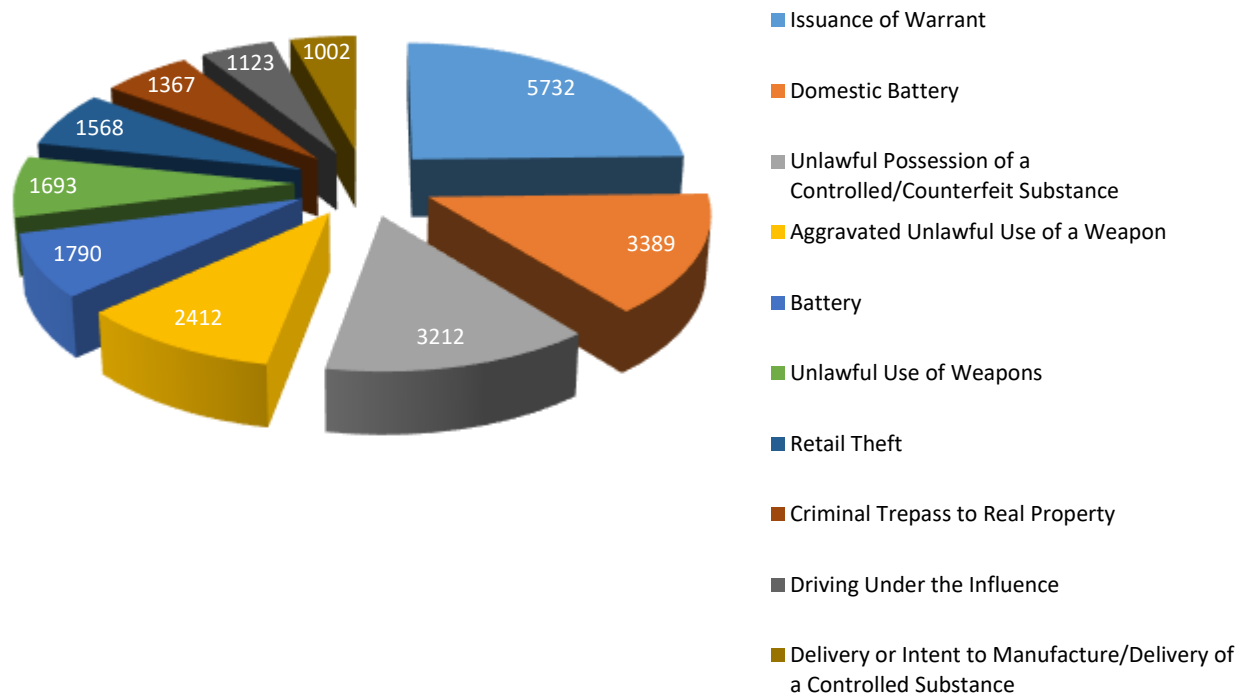
- Department members use body worn cameras consistent with Chicago Police Department directives;
- A report is entered in a Chicago Police Department application whenever any member is unable to use the body worn camera or download digitally recorded data due to technical problems. This application is monitored twenty-four (24) hours and seven (7) days a week by trained field technicians who respond to repair or replace any defective equipment;
- An investigation is initiated when notified of a missing, lost, or damaged body worn camera;
- The distribution, charging, and uploading of the body worn cameras are consistent with Chicago Police Department directives;
- Officers who reviewed a body worn camera recording prior to writing an arrest report document this fact in the narrative portion of the arrest report prior to submitting the report for approval;
- The Watch Operations Lieutenant must review at least one (1) random recording per watch to ensure Chicago Police Department policy is properly adhered to;
- District commanders/unit commanding officers, or their designee, receive weekly reports on officer body worn camera usage and the number of unmatched videos to ensure compliance with Chicago Police Department policy.

Department Overview – Chicago Police Department, Continued

Incidents

Between January 1, 2020, and December 31, 2020, Chicago Police Department reports thirty-seven thousand four hundred forty-nine (37,449) incidents leading to thirty-eight thousand nine hundred seventy-two (38,972) offenses charged. Below is a snapshot of greatest frequency of offenses charged.

Greatest Frequency of Charges



Department Overview – Chillicothe Police Department

Chillicothe Police Department consists of eleven (11) full-time sworn officers, including three (3) sergeants, one (1) detective, two (2) school resource officers, and one (1) chief of police. Eleven (11) body worn cameras are in use.

Technical Issues

Chillicothe Police Department reports zero (0) technical issues.

Review Process

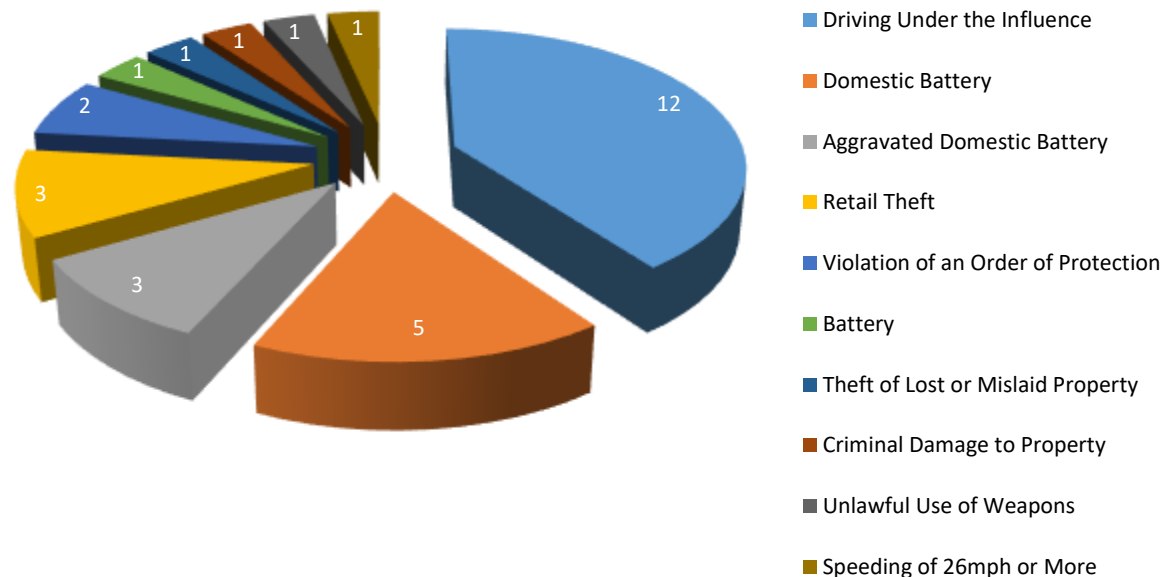
Chillicothe Police Department Sergeants randomly review footage to ensure proper downloading. The Chief of Police, or his designee, flags footage for filed complaints or internal investigations. Department supervisors view footage:

- To investigate a complaint against an officer or a specific incident;
- To identify videos for training purposes and for instructional use;
- When officers show a pattern of alleged abuse or misconduct; and
- For any reason consistent with the Chief of Police directive.

Incidents

Between January 2, 2020, and November 30, 2020, Chillicothe Police Department reports thirty-five (35) incidents leading to thirty-five (35) offenses charged. Below is a snapshot of greatest frequency of offenses charged.

Greatest Frequency of Charges



Department Overview – Christian County Sheriff’s Office

Christian County Sheriff’s Office consists of fourteen (14) full-time deputies and five (5) part-time deputies who utilize body worn cameras. The report does not provide body worn camera information.

Technical Issues

Christian County Sheriff’s Office reports issues with the body worn camera mounts.

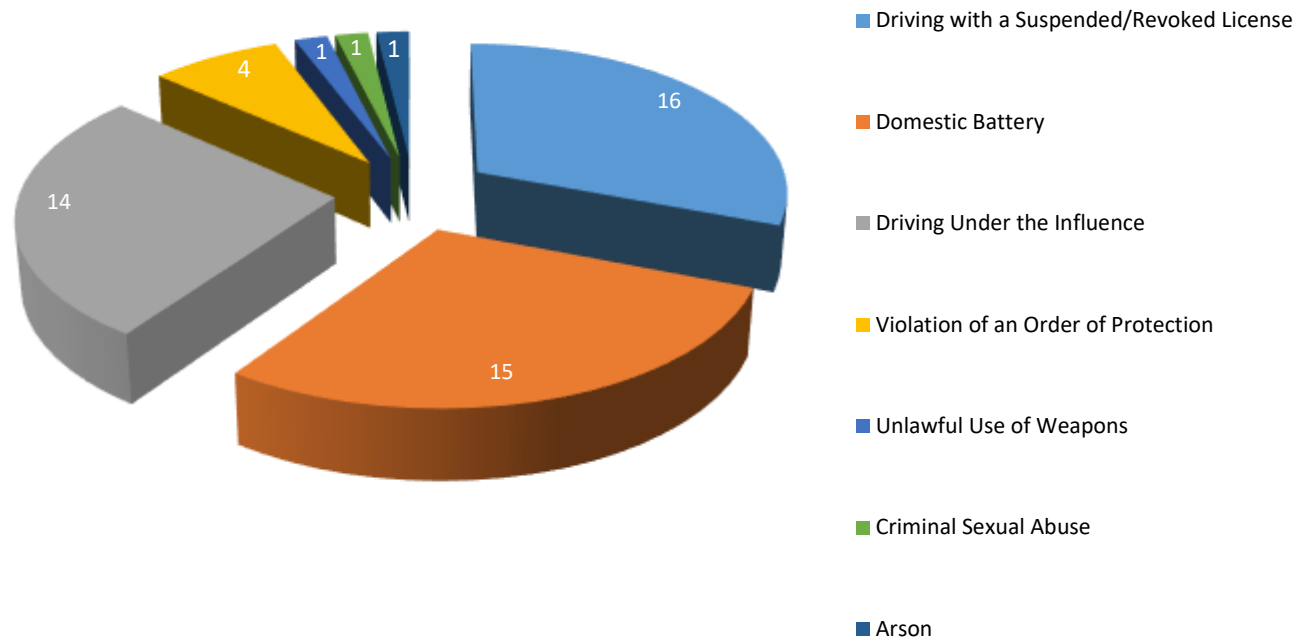
Review Process

Christian County Sheriff’s Office supervisors review videos directly related to cases and periodically to check in on the activities of the deputies.

Incidents

Between January 1, 2020, and December 28, 2020, Christian County Sheriff’s Office reports fifty-two (52) incidents leading to fifty-two (52) offenses charged. Below is a snapshot of greatest frequency of offenses charged.

Greatest Frequency of Charges



Department Overview – Coal Valley Police Department

Coal Valley Police Department consists of thirteen (13) officers who utilize ten (10) body worn cameras as of October 2019.

Technical Issues

Coal Valley Police Department reports zero (0) technical issues.

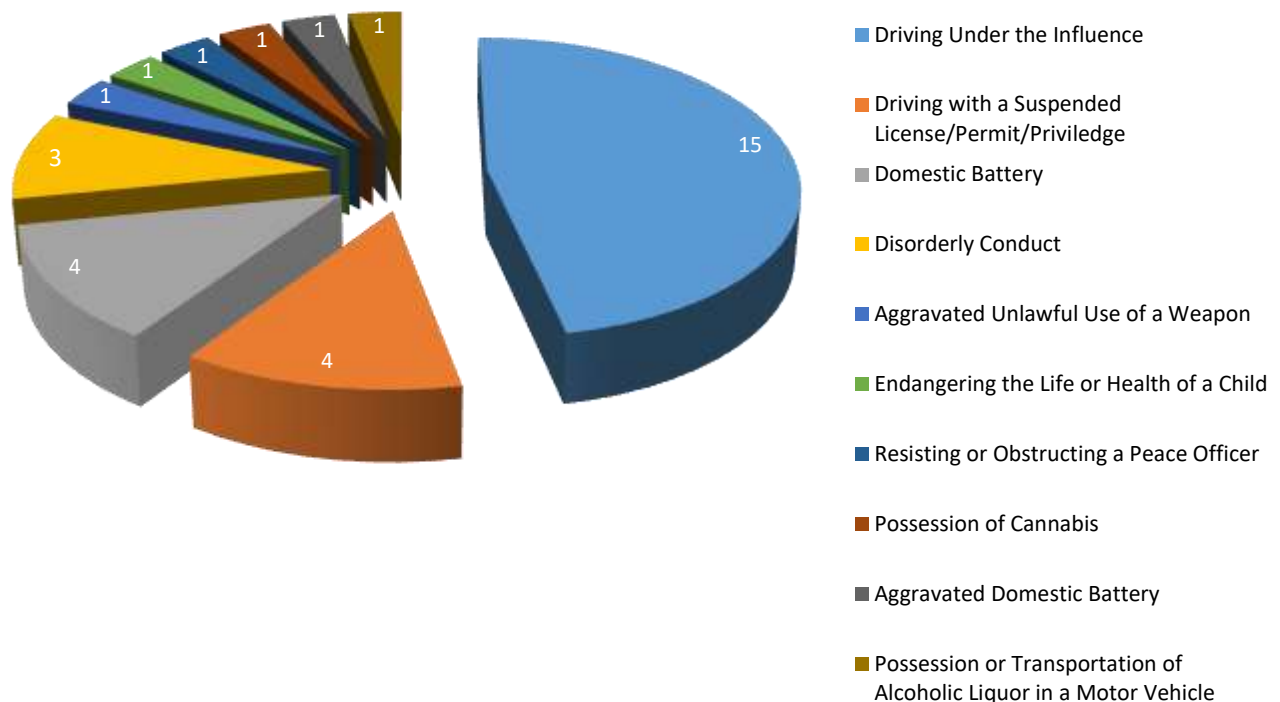
Review Process

Coal Valley Police Department supervisors are authorized to review relevant recording any time they are investigating alleged misconduct or reports of meritorious conduct, or whenever such recordings would be beneficial in reviewing the member's performance.

Incidents

Between January 6, 2020, and December 25, 2020, Coal Valley Police Department reports twenty-nine (29) incidents leading to thirty-four (34) offenses charged. Below is a snapshot of greatest frequency of offenses charged.

Greatest Frequency of Charges



Department Overview – Crystal Lake Police Department

Crystal Lake Police Department utilizes twenty-one (21) body worn cameras. The report does not provide any department information.

Technical Issues

Crystal Lake Police Department reports zero (0) issues.

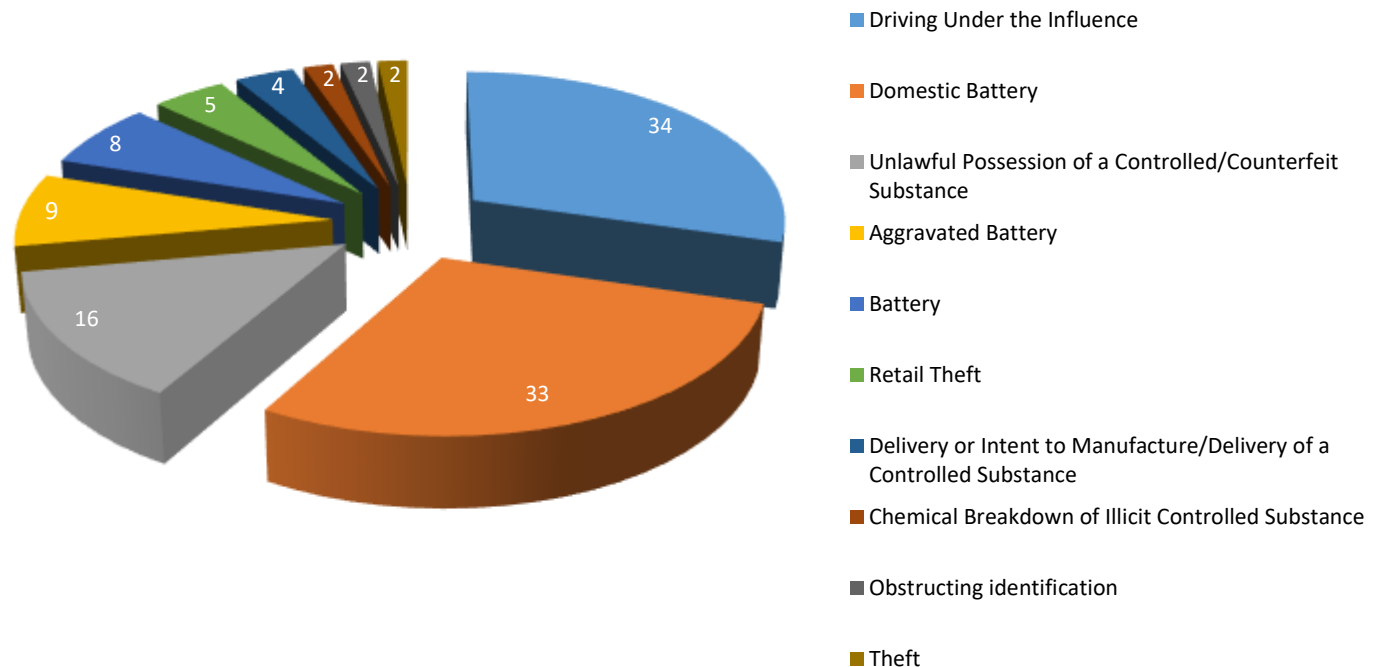
Review Process

Crystal Lake Police Department supervisors perform at least two (2) random reviews of recordings on a monthly basis to assist in: periodic assessment of an officer's performance, assessing proper functioning of MAV systems, and/or assessing possible training value.

Incidents

Between January 1, 2020, and December 31, 2020, Crystal Lake Police Department reports one hundred fifty-seven (157) incidents leading to one hundred fifty-seven (157) offenses charged. Below is a snapshot of greatest frequency of offenses charged.

Greatest Frequency of Charges



Department Overview – Danville Police Department

Danville Police Department consists of sixty-four (64) officers who utilize twenty-six (26) body worn cameras.

Technical Issues

Danville Police Department reports issues with the body worn camera clips and issues with syncing with the squad car camera.

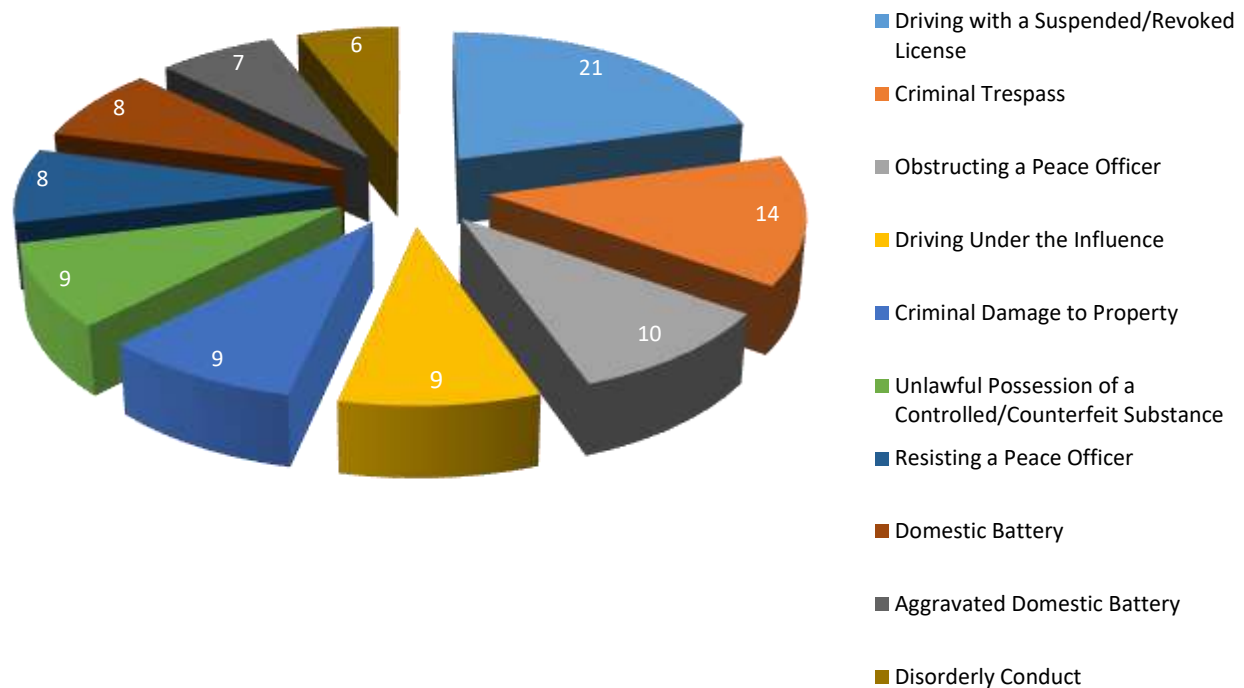
Review Process

Danville Police Department supervisors are responsible for ensuring the cameras are used in accordance with departmental policies and procedures. Supervisors are required to review camera footage if there is a complaint made against an officer or when there are patterns of alleged misconduct. Supervisors have review access to all videos; it is the supervisor's responsibility to document the day to day assignments of the squad car and body worn cameras.

Incidents

Between October 10, 2020, and December 31, 2020, Danville Police Department reports ninety-eight (98) incidents leading to one hundred ninety offenses (190) offenses charged. Below is a snapshot of greatest frequency of offenses charged.

Greatest Frequency of Charges



Department Overview – East Peoria Police Department

East Peoria Police Department utilizes forty-nine (49) body worn cameras, with a total of forty (40) officers using cameras. East Peoria Police Department's report does not provide additional department information.

Technical Issues

East Peoria Police Department reports issues including: connecting, battery charging, battery life, sporadic missing recordings, power up, proper functioning, and downloading. Replacing defective body worn cameras fixes the issues.

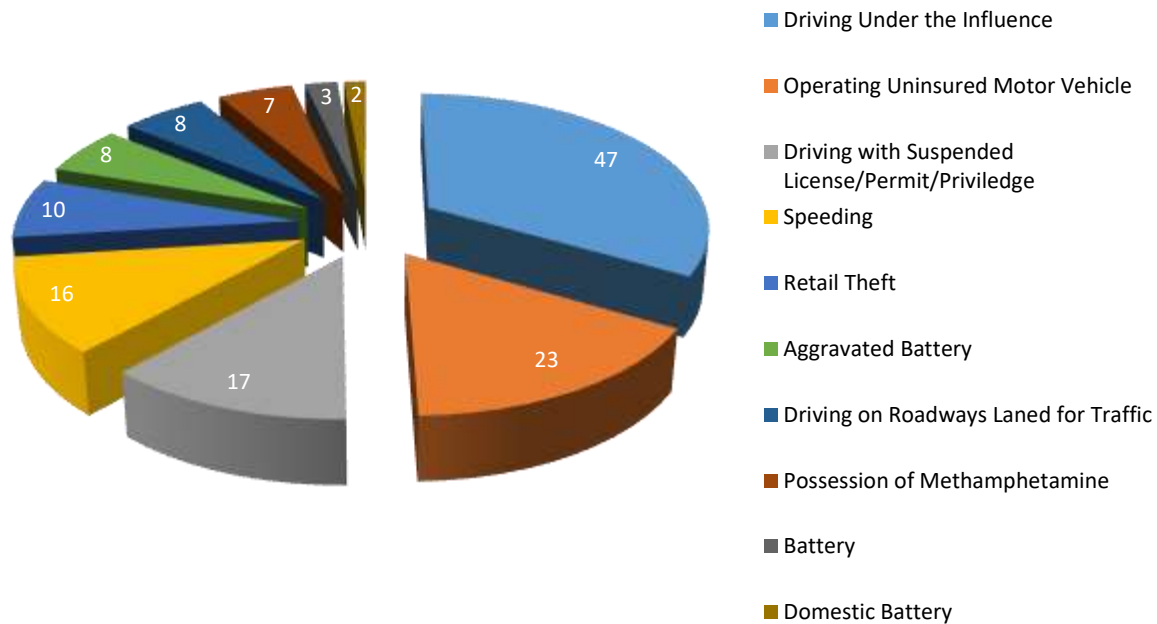
Review Process

East Peoria Police Department Sergeants randomly review recordings monthly to ensure the equipment operates, to ensure officers use the cameras appropriately, and per policy and training. Sergeants document their review on a Body Worn Camera Supervisor Review form. The Deputy Chief of Operations and Administration receives these completed forms.

Incidents

Between January 3, 2020, and November 19, 2020, East Peoria Police Department reports ninety-four (94) incidents leading to two hundred thirty-two (232) offenses charged. Below is a snapshot of greatest frequency of offenses charged.

Greatest Frequency of Charges



Department Overview – Eastern Illinois University Police Department

Eastern Illinois University Police Department consists of thirteen (13) officers who utilize thirteen (13) body worn cameras.

Technical Issues

Eastern Illinois University Police Department reports zero (0) technical issues.

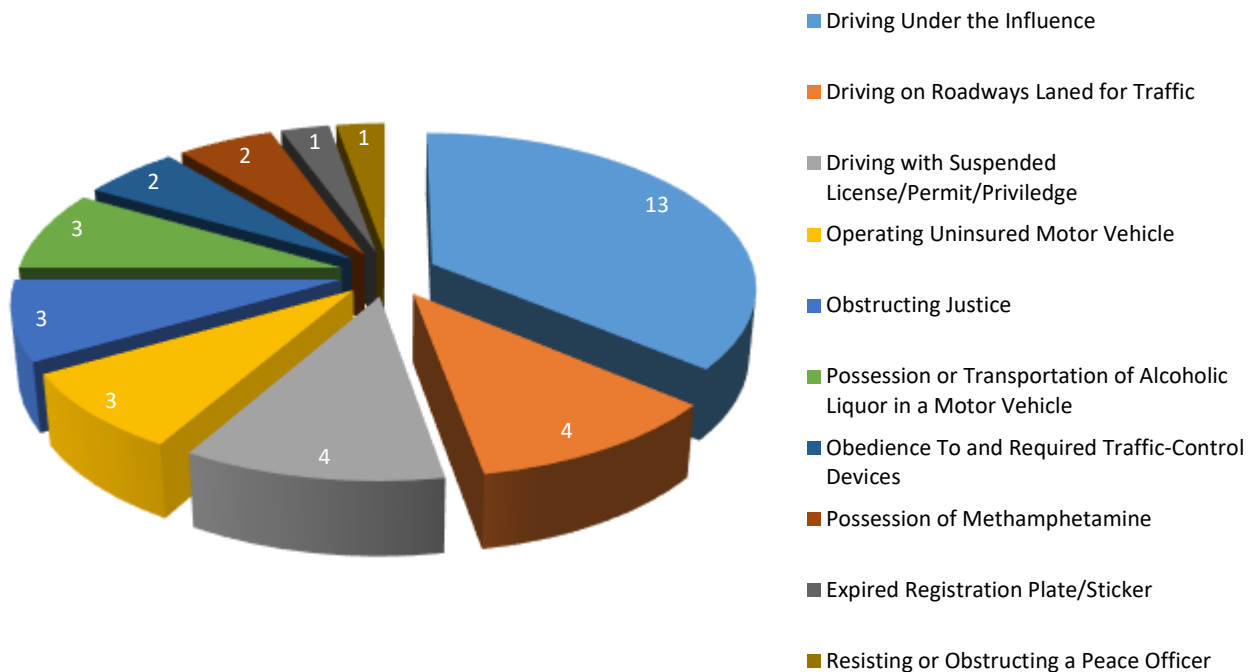
Review Process

Eastern Illinois University Police Department supervisors randomly review body worn camera videos for training issues, tactics, customer service, and policy compliance.

Incidents

Between January 23, 2020, and December 17, 2020, Eastern Illinois University Police Department reports fourteen (14) incidents leading to forty-two (42) offenses charged. Below is a snapshot of greatest frequency of offenses charged.

Greatest Frequency of Charges



Department Overview – Edwardsville Police Department

Edwardsville Police Department's report does not provide department or body worn camera information.

Technical Issues

Edwardsville Police Department reports zero (0) technical issues.

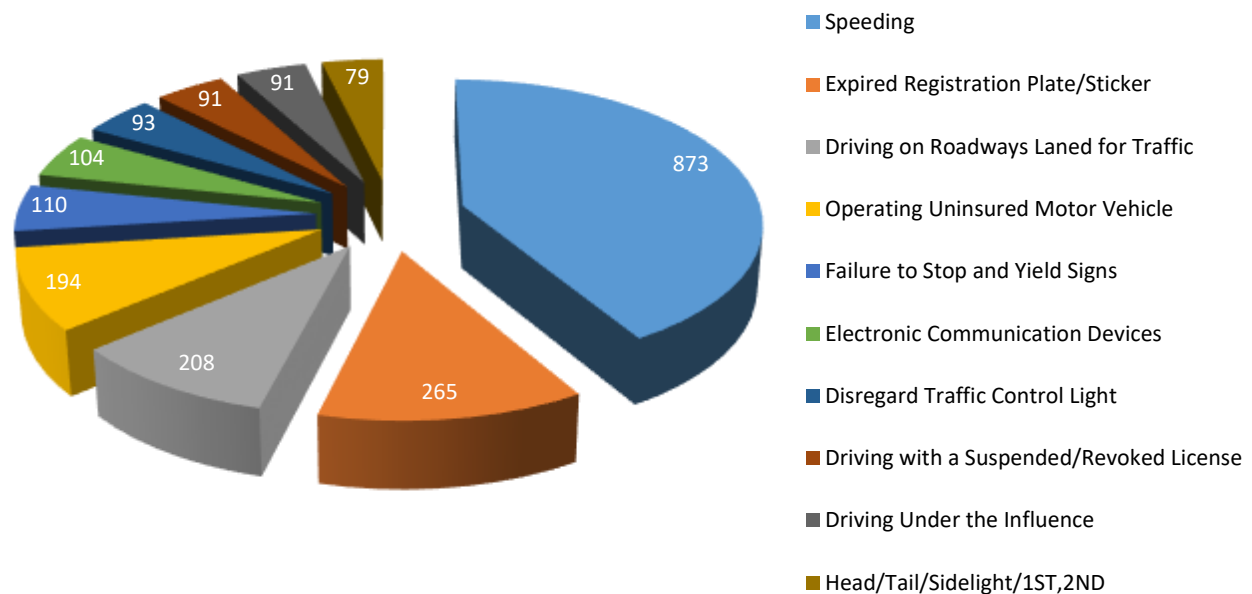
Review Process

Edwardsville Police Department's report does not include a formal review process.

Incidents

Between January 1, 2020, and December 31, 2020, Edwardsville Police Department reports two thousand two hundred ninety-four (2,294) incidents leading to two thousand eight hundred eighty-seven (2,887) offenses charged. Below is a snapshot of greatest frequency of offenses charged.

Greatest Frequency of Charges



Department Overview – Elgin Police Department

Elgin Police Department utilizes one hundred eighty-four (184) Axon Body 3 cameras and thirty (30) Axon Flex 2 cameras. A total of one hundred eighty-four (184) officers and supervisors utilize these body worn cameras. All sworn members of the Department are issued body worn cameras.

Technical Issues

Elgin Police Department reports technical issues including defective cameras and cameras not holding a charge.

Review Process

Elgin Police Department's review process is as follows:

- The recording officer and his/her supervisor may access and review recordings prior to completing the police report or other documentation;
- Supervisors review critical incident footage;
- Lieutenants review an appropriate sampling of footage at least once every thirty (30) days to ensure equipment operates properly and officers utilize the cameras appropriately and in accordance with policy and training;
- Supervisors document their review and forward this completed form to the Body Worn Camera Program Administrator; and
- Supervisors do not review recordings to search for violations of policy or law not related to a specific complaint or incident.

Supervisors may review footage to discipline an employee when:

- A citizen files a formal or informal complaint of misconduct;
- The encounter in the footage could result in a formal investigation under the Uniform Peace Officer's Act;
- A use of force incident occurs; or
- As corroboration or other evidence of misconduct.

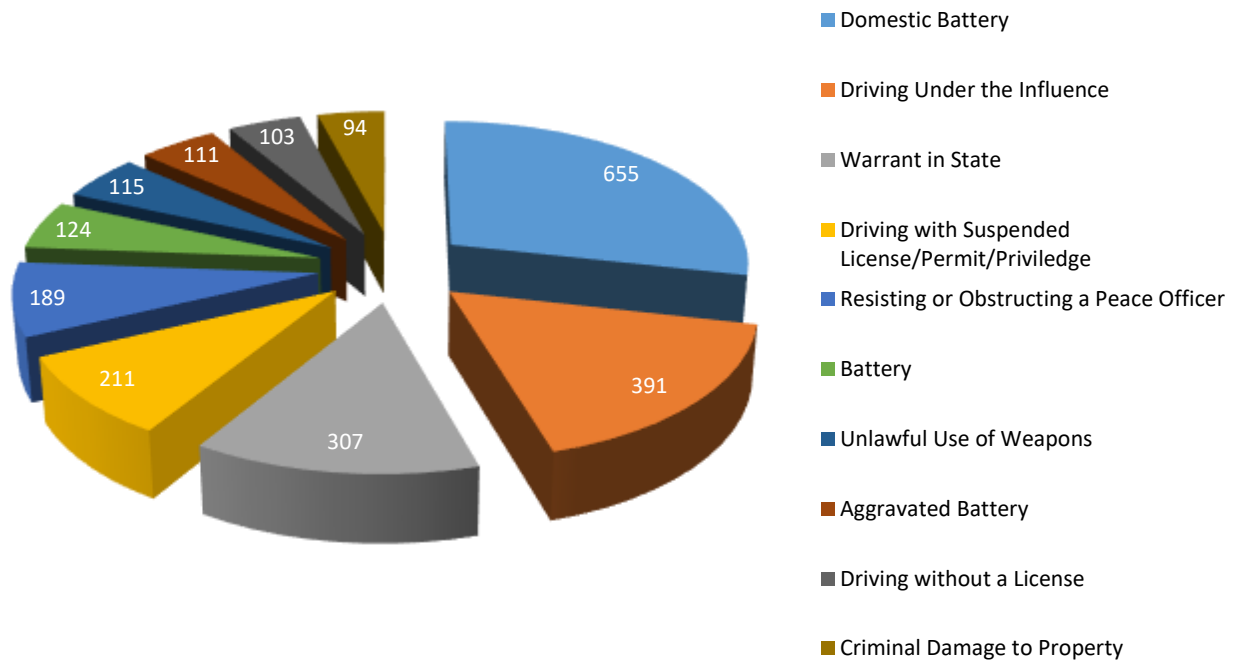
Supervisors shall not use footage for performance evaluations, but for the purpose of correcting substandard employee performance or highlighting commendatory performance of an employee.

Department Overview – Elgin Police Department, Continued

Incidents

Between January 1, 2020, and December 31, 2020, Elgin Police Department reports one thousand seven hundred ten (1,710) incidents leading to three thousand nine hundred thirty-nine (3,939) offenses charged. Below is a snapshot of greatest frequency of offenses charged.

Greatest Frequency of Charges



Department Overview – Evergreen Park Police Department

Evergreen Park Police Department consists of fifty-nine (59) officers who utilize seventy-one (71) body worn cameras. An additional three (3) units are set aside for emergency spares, three (3) are used by code enforcement officers, and three (3) are used by the department's detectives.

Technical Issues

Evergreen Park Police Department reports issues with the two-piece cable connection system, docking units, breakage of the plastic clips which secure the cameras to duty vests, and battery issues.

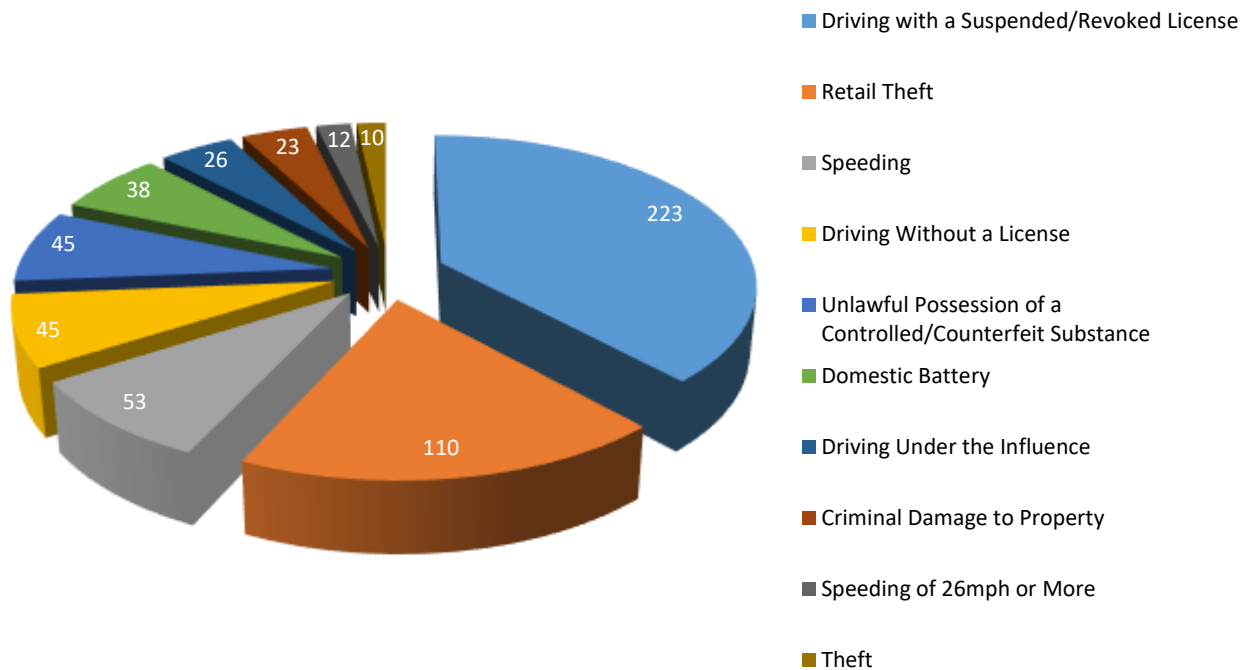
Review Process

Evergreen Park Police Department's report does not include a formal review process.

Incidents

Between January 1, 2020, and December 31, 2020, Evergreen Park Police Department reports six hundred forty-one (641) incidents leading to seven hundred seventy-four (774) offenses charged. Below is a snapshot of greatest frequency of offenses charged.

Greatest Frequency of Charges



Department Overview – Farmer City Police Department

Farmer City Police Department consists of five (5) officers who utilize six (6) body worn cameras. One camera is used as the backup unit camera.

Technical Issues

Farmer City Police Department reports zero (0) technical issues.

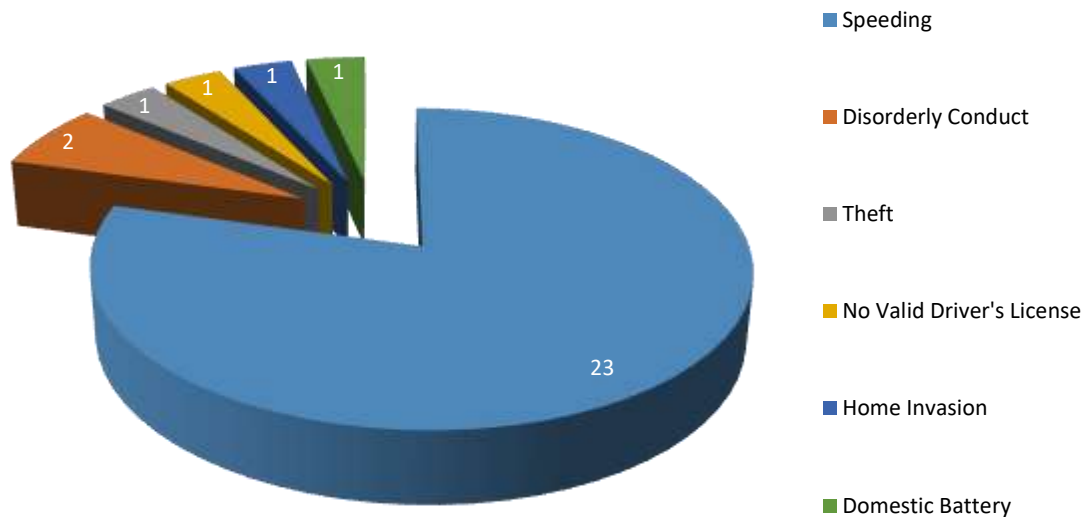
Review Process

Farmer City Police Department Chief of Police and Sergeant occasionally review body worn camera footage to make sure equipment is working properly and to ensure officers are handling situations properly.

Incidents

Between March 26, 2020, and November 24, 2020, Farmer City Police Department reports thirty-one (31) incidents leading to twenty-nine (29) offenses charged. Below is a snapshot of greatest frequency of offenses charged.

Greatest Frequency of Charges



Department Overview – Fayette County Sheriff’s Office

Fayette County Sheriff’s Office consists of twenty (20) officers who utilize fifteen (15) body worn cameras.

Technical Issues

Fayette County Sheriff’s Office reports issues including low battery life, cameras not charging, and the transfer cable stops working.

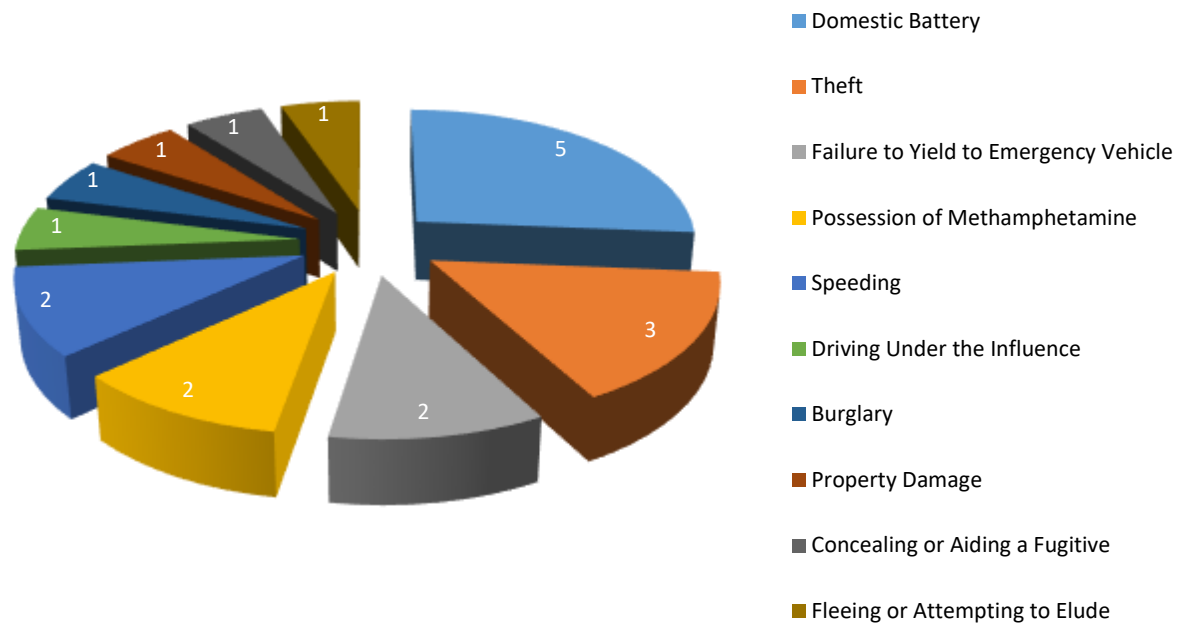
Review Process

Fayette County Sheriff’s Office supervisors review body worn camera footage after it is found necessary due to: the nature of the call, training opportunity, camera malfunction, quality control, and/or safety concern.

Incidents

Between January 6, 2020, and December 30, 2020, Fayette County Sheriff’s Office reports nineteen (19) incidents leading to nineteen (19) offenses charged. Below is a snapshot of greatest frequency of offenses charged.

Greatest Frequency of Charges



Department Overview – Forest Preserves of Cook County Police Department

Forest Preserves of Cook County Police Department consists of one hundred two (102) sworn officers who utilize sixteen (16) body worn cameras. The Forest Preserves of Cook County Police Department purchased the body worn cameras as part of a pilot program; sixteen (16) officers were assigned a camera. Further deployment of the body worn cameras to the entire department was delayed due to restrictions imposed as a result of the COVID-19 pandemic; it is anticipated that with the easing of restrictions the remainder of the body worn cameras will be deployed during the summer of 2021.

Technical Issues

Forest Preserves of Cook County Police Department reports damage to one (1) body worn camera due to it being dropped. The information technology department upgraded the internet service and the communication lines to improve downloading capabilities at each of the five (5) reporting locations.

Review Process

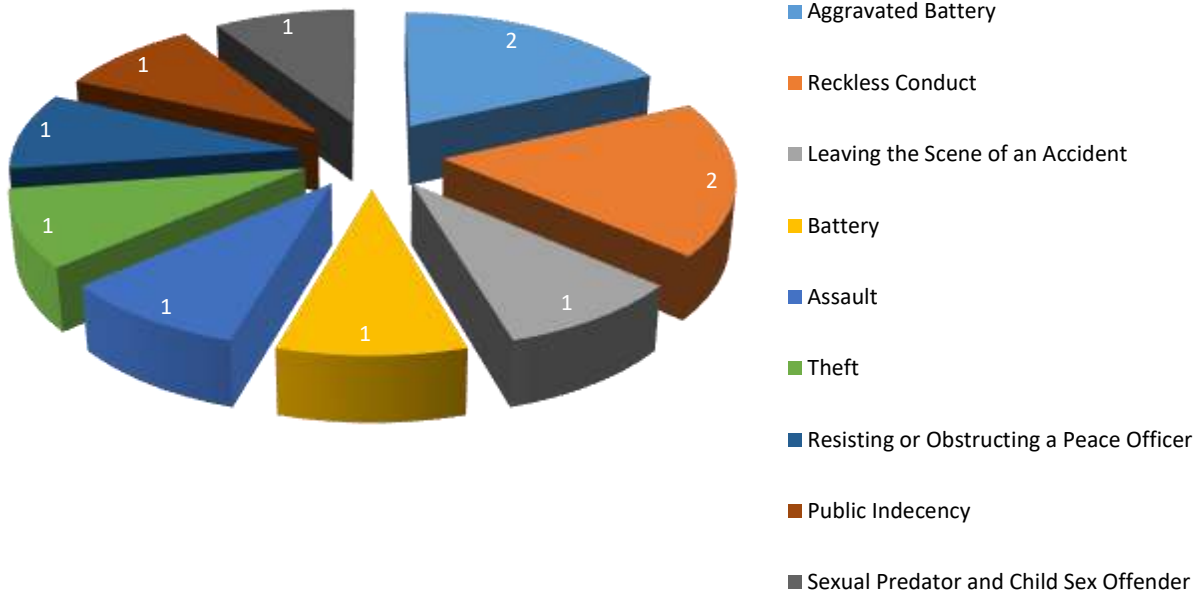
Forest Preserves of Cook County Police Department supervisors conduct required random audits to ensure video and audio are clear on body worn camera recordings, and to ensure the devices are operating properly. Supervisors also conduct random audits as follows: (1) sergeants randomly audit recordings made by their subordinates under their supervision, generally once every two (2) weeks, (2) commanders and deputy commanders may randomly audit recordings made by sworn members under their respective commands as needed, and (3) the Director of Compliance may randomly audit recordings made by the sworn members to ensure compliance with the employment plan and district policies.

Incidents

Between July 6, 2020, and October 4, 2020, Forest Preserves of Cook County Police Department reports five (5) incidents leading to eleven (11) offenses charged. The next page contains a snapshot of greatest frequency of offenses charged.

Department Overview – Forest Preserves of Cook County Police Department, Continued

Greatest Frequency of Charges



Department Overview – Freeport Police Department

Freeport Police Department consists of forty (40) sworn officers who utilize twenty-four (24) body worn cameras.

Technical Issues

Freeport Police Department reports minor issues, which the manufacturer resolves.

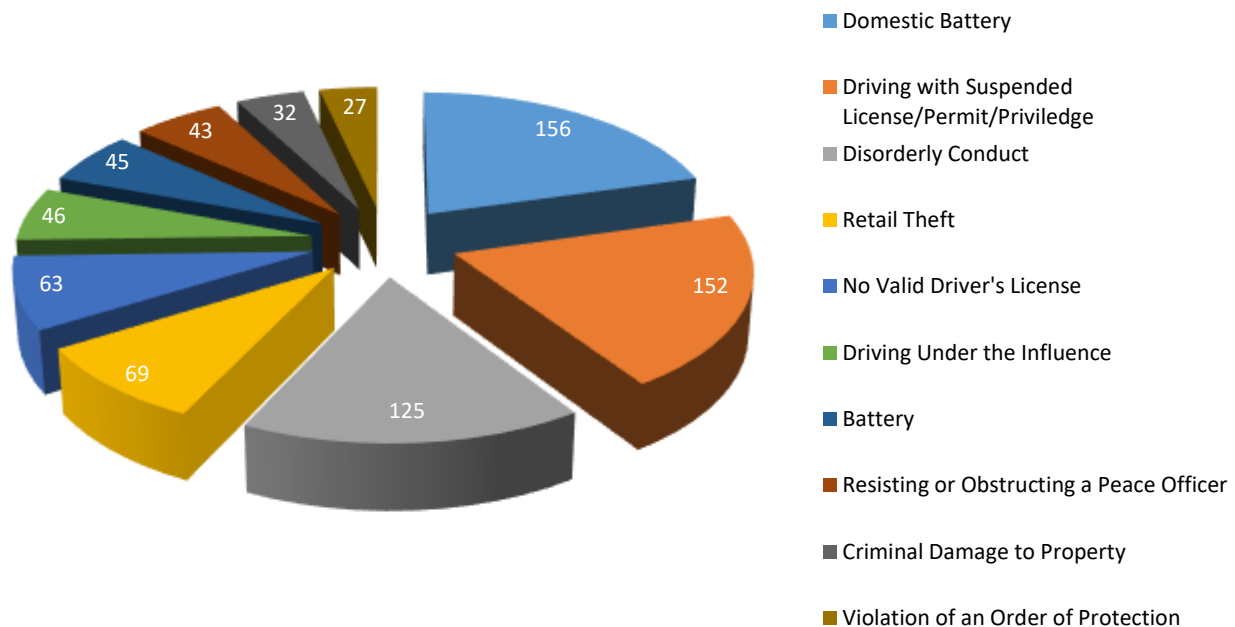
Review Process

Freeport Police Department supervisors are authorized to review relevant recordings any time they are investigating alleged misconduct or reports of meritorious conduct or whenever such recordings would be beneficial in reviewing the member's performance.

Incidents

Between January 1, 2020, and December 31, 2020, Freeport Police Department reports one thousand one hundred one (1,101) incidents leading to one thousand fifty-one (1,051) offenses charged. Below is a snapshot of greatest frequency of offenses charged.

Greatest Frequency of Charges



Department Overview – Glendale Heights Police Department

Glendale Heights Police Department officers utilize eight (8) body worn cameras. The Department began their body worn camera pilot program in October of 2020. The report does not provide any additional department information.

Technical Issues

Glendale Heights Police Department reports zero (0) technical issues.

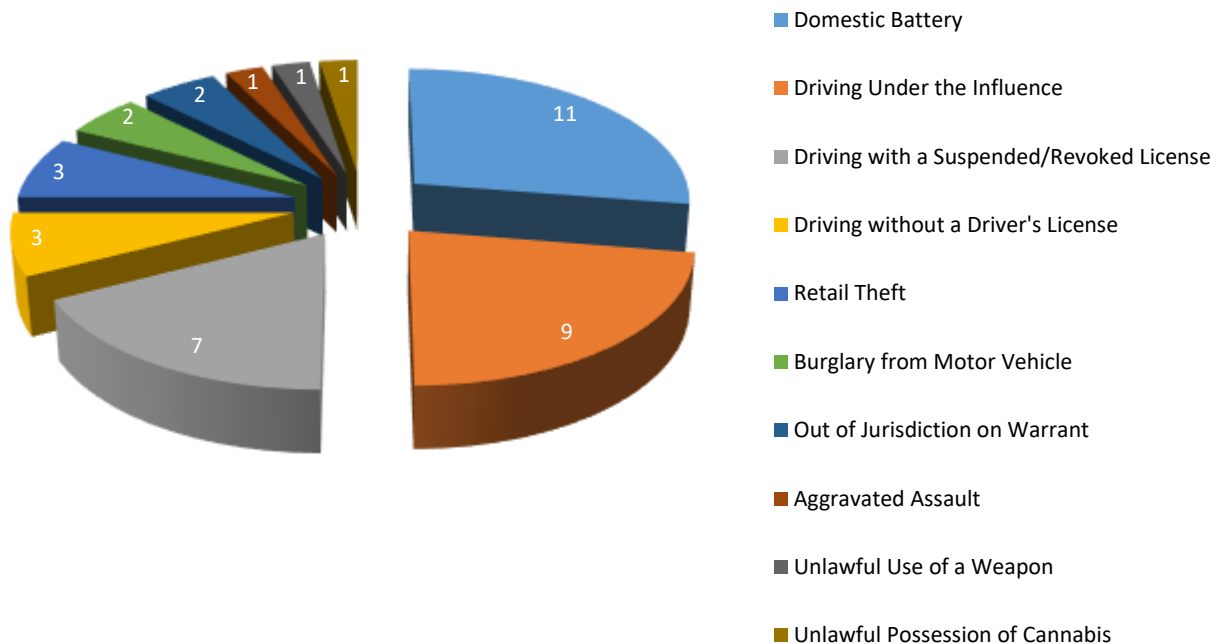
Review Process

Glendale Heights Police Department supervisors perform monthly reviews of body worn camera recordings which consist of one (1) incident's footage of each officer. Supervisors coordinate the selection of officers with one another to ensure there are no duplicate reviews; the reviews are documented on the body worn camera video review form and entered into the LEA database.

Incidents

Between October 1, 2020, and December 29, 2020, Glendale Heights Police Department reports fifty-two (52) incidents leading to fifty-two (52) offenses charged. Below is a snapshot of greatest frequency of offenses charged.

Greatest Frequency of Charges



Department Overview – Glenwood Police Department

Glenwood Police Department's report does not provide department or body worn camera information.

Technical Issues

Glenwood Police Department reports zero (0) technical issues.

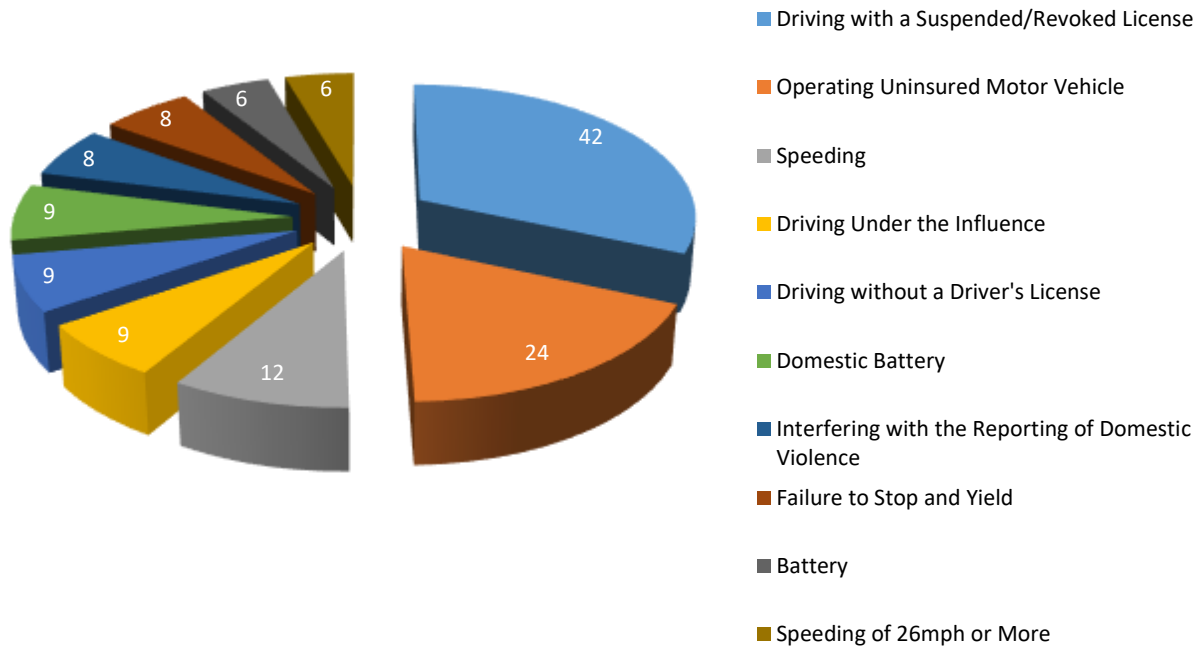
Review Process

Glenwood Police Department's report does not include a formal review process.

Incidents

Between January 1, 2020, and December 31, 2020, Glenwood Police Department reports ninety-four (94) incidents leading to two hundred eleven (211) offenses charged. Below is a snapshot of greatest frequency of offenses charged.

Greatest Frequency of Charges



Department Overview – Greenup Police Department

Greenup Police Department consists of four (4) full-time officers who utilize four (4) body worn cameras.

Technical Issues

Greenup Police Department reports zero (0) technical issues.

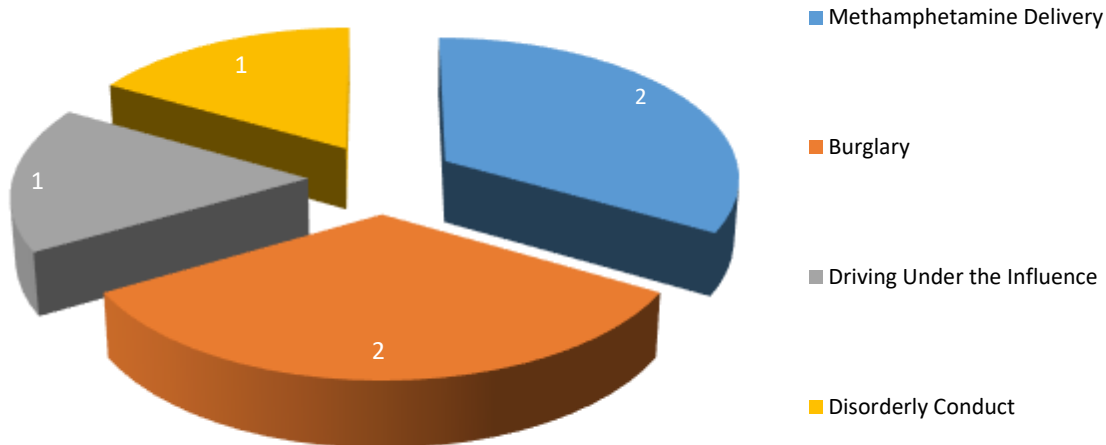
Review Process

Greenup Police Department Chief of Police reviews body worn camera footage.

Incidents

Between January 4, 2020, and July 17, 2020, Greenup Police Department reports six (6) incidents leading to six (6) offenses charged. Below is a snapshot of greatest frequency of offenses charged.

Greatest Frequency of Charges



Department Overview – Harrisburg Police Department

Harrisburg Police Department consists of thirteen (13) full-time officers who utilize thirteen (13) Axon Body 2 body worn cameras.

Technical Issues

Harrisburg Police Department reports issues with a camera not staying charged; the issue was not repairable and a new body camera was purchased as a result.

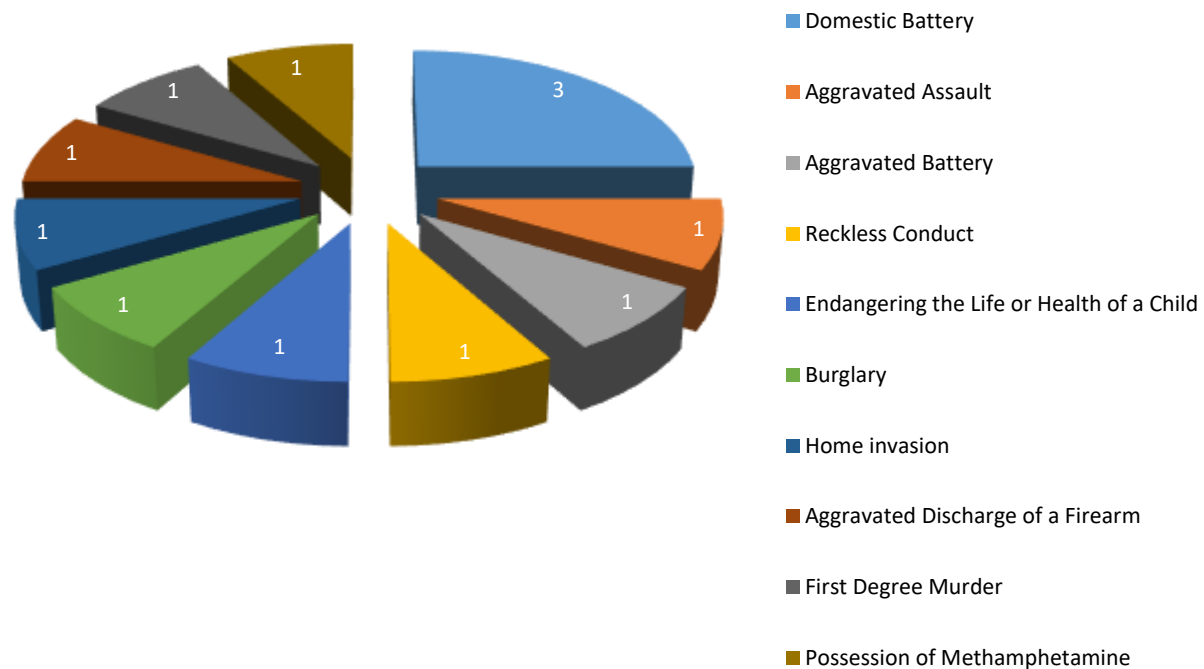
Review Process

Harrisburg Police Department supervisors review files to ensure equipment is functioning properly and officers are adhering to department procedures. Supervisors review files if there is a specific complaint against an officer.

Incidents

Between January 18, 2020, and December 20, 2020, Harrisburg Police Department reports thirteen (13) incidents leading to thirteen (13) offenses charged. Below is a snapshot of greatest frequency of offenses charged.

Greatest Frequency of Charges



Department Overview – Harvard Police Department

Harvard Police Department's report does not provide department or body worn camera information.

Technical Issues

Harvard Police Department reports zero (0) technical issues.

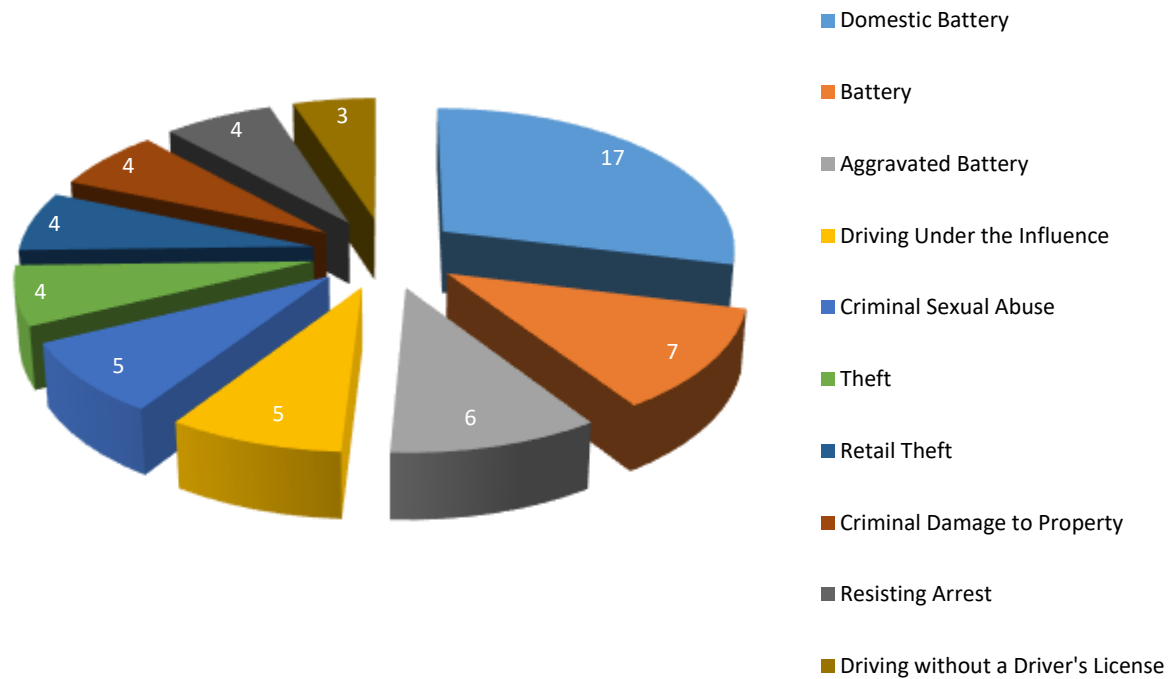
Review Process

Harvard Police Department's report does not include a formal review process.

Incidents

Between January 3, 2020, and December 29, 2020, Harvard Police Department reports eighty-four (84) incidents leading to ninety-two (92) offenses charged. Below is a snapshot of greatest frequency of offenses charged.

Greatest Frequency of Charges



Department Overview – Jo Daviess County Sheriff’s Office

Jo Daviess County Sheriff’s Office consists of twenty-five (25) sworn deputies and/or correctional officers who utilize twenty-five (25) body worn cameras.

Technical Issues

Jo Daviess County Sheriff’s Office reports a minor connectivity issue, as well as downloading, storage and equipment failure issues.

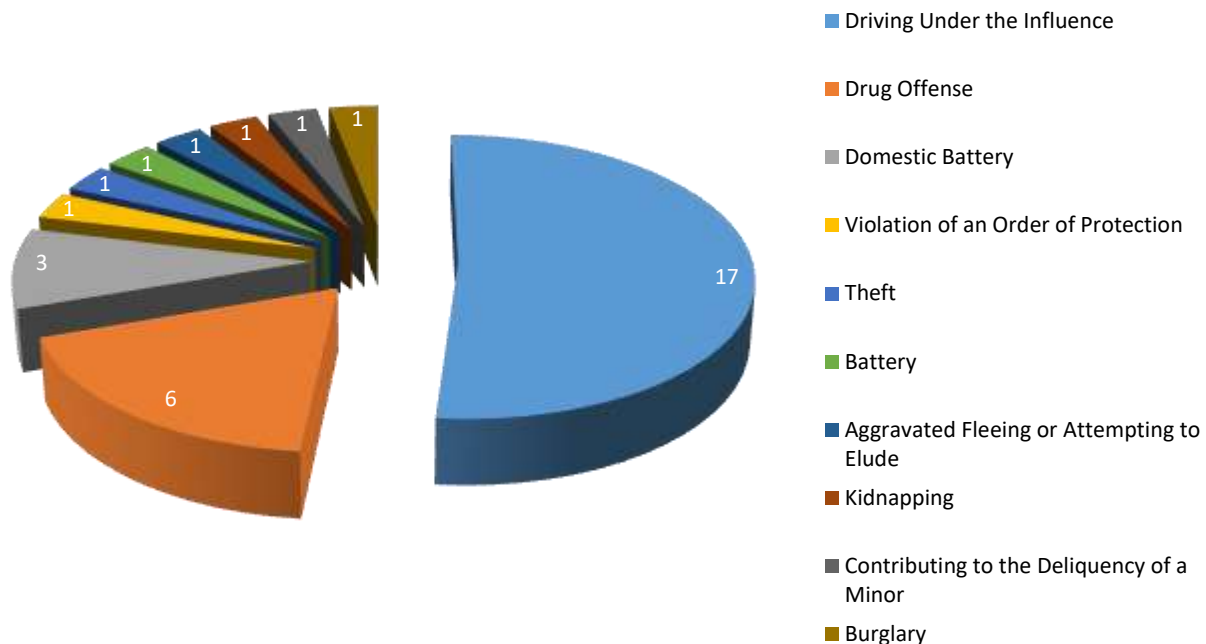
Review Process

Jo Daviess County Sheriff’s Office Chief Deputy (Jail Administrator) reviews at least one (1) video from each correctional officer weekly; Operations Lieutenant reviews one (1) video from each front line supervisor. Sergeants (front line supervisors) review two (2) videos weekly from each deputy on their shift; Operations Lieutenant remedies any report issues. Audits include: (1) appropriate response to resistance, (2) proper and professional interactions with the public, and/or (3) proper de-escalation techniques when appropriate.

Incidents

Between January 4, 2020, and December 10, 2020, Jo Daviess County Sheriff’s Office reports thirty-three (33) incidents leading to thirty-four (34) offenses charged. Below is a snapshot of greatest frequency of offenses charged.

Greatest Frequency of Charges



Department Overview – Kendall County Sheriff’s Office

Kendall County Sheriff’s Office consists of eighty-seven (87) sworn deputies, including administrative personnel, supervisory staff, investigations, and patrol deputies, who utilize forty-two (42) body worn cameras beginning November 2020.

Technical Issues

Kendall County Sheriff’s Office reports minor technical issues, including battery life.

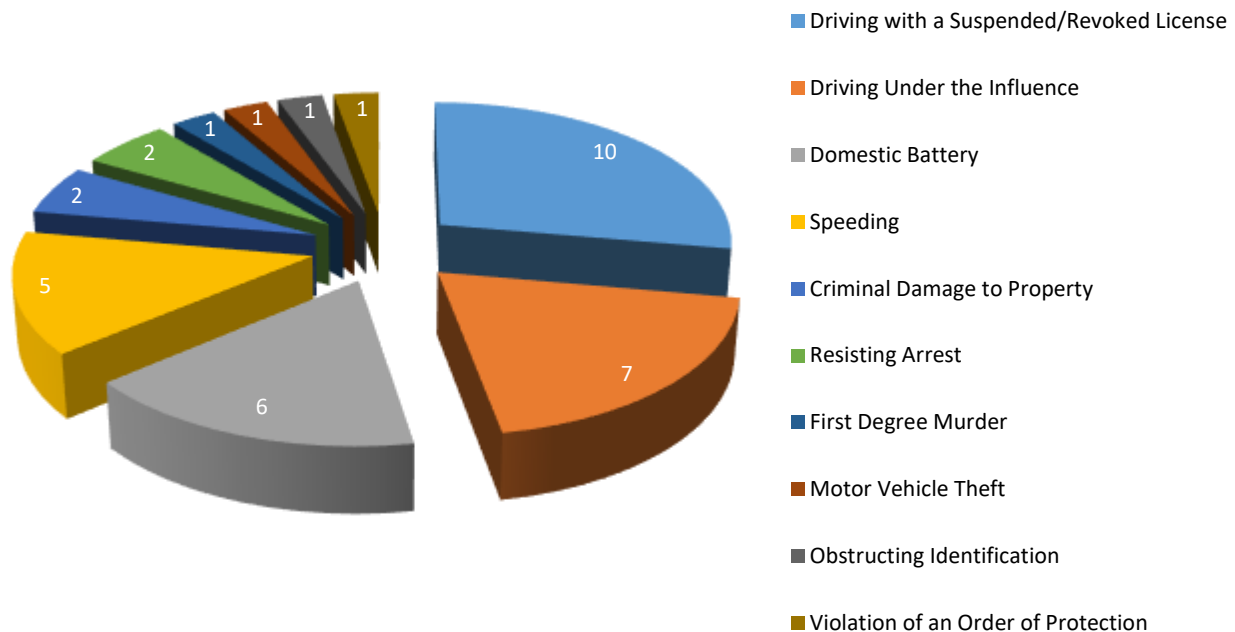
Review Process

Kendall County Sheriff’s Office developed and implemented a review and audit process that is conducted by operations supervisors. Operations supervisors review a random sample of subordinate videos and complete a form acknowledging the completion of the audit and indicating the videos they review and their findings.

Incidents

Between November 2, 2020, and December 31, 2020, Kendall County Sheriff’s Office reports forty-three (43) incidents leading to forty-seven (47) offenses charged. Below is a snapshot of greatest frequency of offenses charged.

Greatest Frequency of Charges



Department Overview – Kewanee Police Department

Kewanee Police Department's report does not provide department or body worn camera information.

Technical Issues

Kewanee Police Department reports zero (0) technical issues.

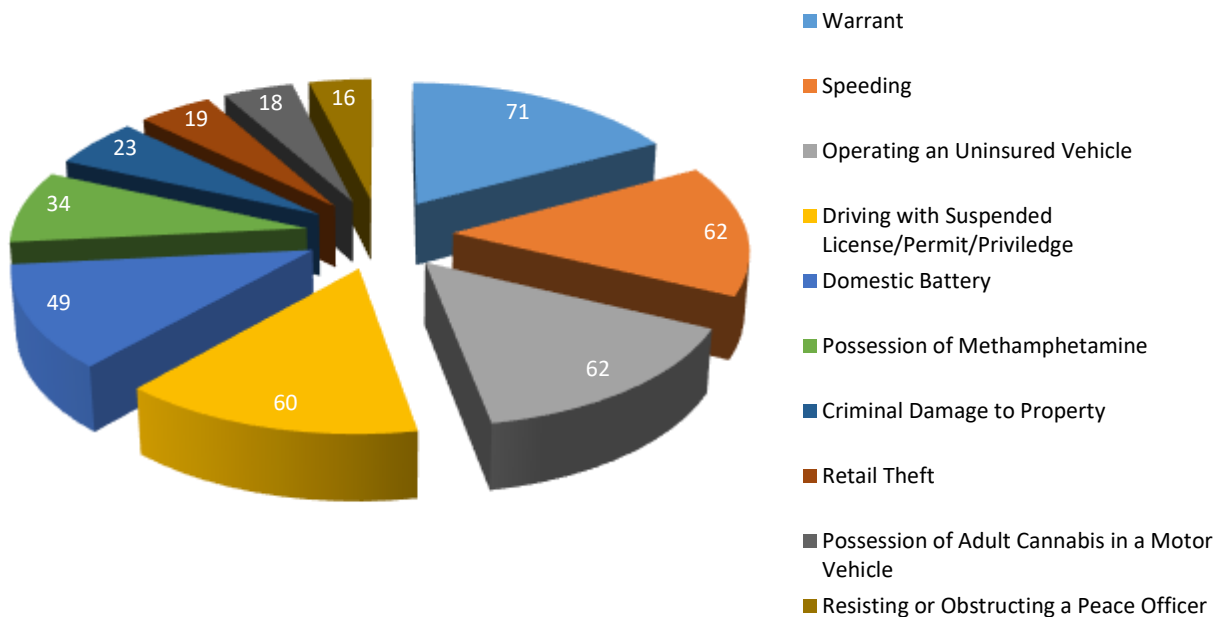
Review Process

Kewanee Police Department's report does not include a formal review process.

Incidents

Between January 1, 2020, and December 31, 2020, Kewanee Police Department reports five hundred sixty-two (562) incidents leading to seven hundred eighty-five (785) offenses charged. Below is a snapshot of greatest frequency of offenses charged.

Greatest Frequency of Charges



Department Overview – Lake County Sheriff’s Office

Lake County Sheriff’s Office consists of two hundred thirty-five (235) sworn deputies, part-time court security officers, and seasonal marine unit deputies who utilize three hundred forty-six (346) body worn cameras. Each patrol deputy is assigned two cameras, so the newly charged/synced body worn camera is utilized at the start of each shift. Other employees are assigned one body worn camera.

Technical Issues

Lake County Sheriff’s Office reports no widespread technical issues.

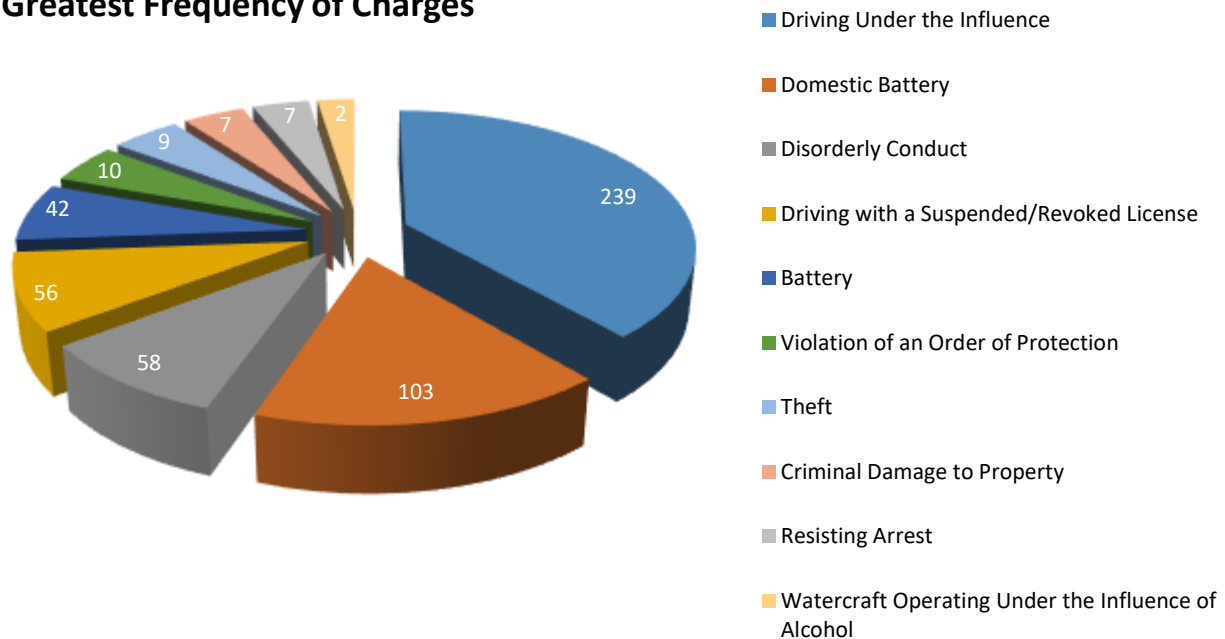
Review Process

Lake County Sheriff’s Office has a written policy which dictates when personnel are required to utilize their body worn camera, which encompasses Illinois statute pertaining to body worn camera usage. While supervisory staff have the ability to review videos of those they supervise at any time, bi-yearly supervisory personnel are to review two (2) random videos for everyone they directly supervise, per sheriff’s policy. The review is to determine if there are widespread technical issues and if personnel is adhering to the body worn camera policy/state law. Policy violations are handled through the sheriff’s office disciplinary/compliant protocol. Supervisory personnel will view subordinate body worn camera videos should an internal or external complaint arise.

Incidents

Between January 1, 2020, and December 31, 2020, Lake County Sheriff’s Office reports eight hundred thirty-eight (838) incidents leading to nine hundred forty-three (943) offenses charged. Below is a snapshot of greatest frequency of offenses charged.

Greatest Frequency of Charges



Department Overview – Lake Villa Police Department

Lake Villa Police Department consists of sixteen (16) full-time officers and eight (8) part-time officers who utilize twenty-eight (28) body worn cameras. All patrol personnel wear body worn cameras while on duty and the cameras are activated during police/citizen contacts.

Technical Issues

Lake Villa Police Department reports two (2) minor technical issues. One (1) body worn camera would not turn on and was replaced, while another camera stopped syncing to the in-car system and was replaced. Dead batteries and broken attachment clips are sporadic and remedied, when needed.

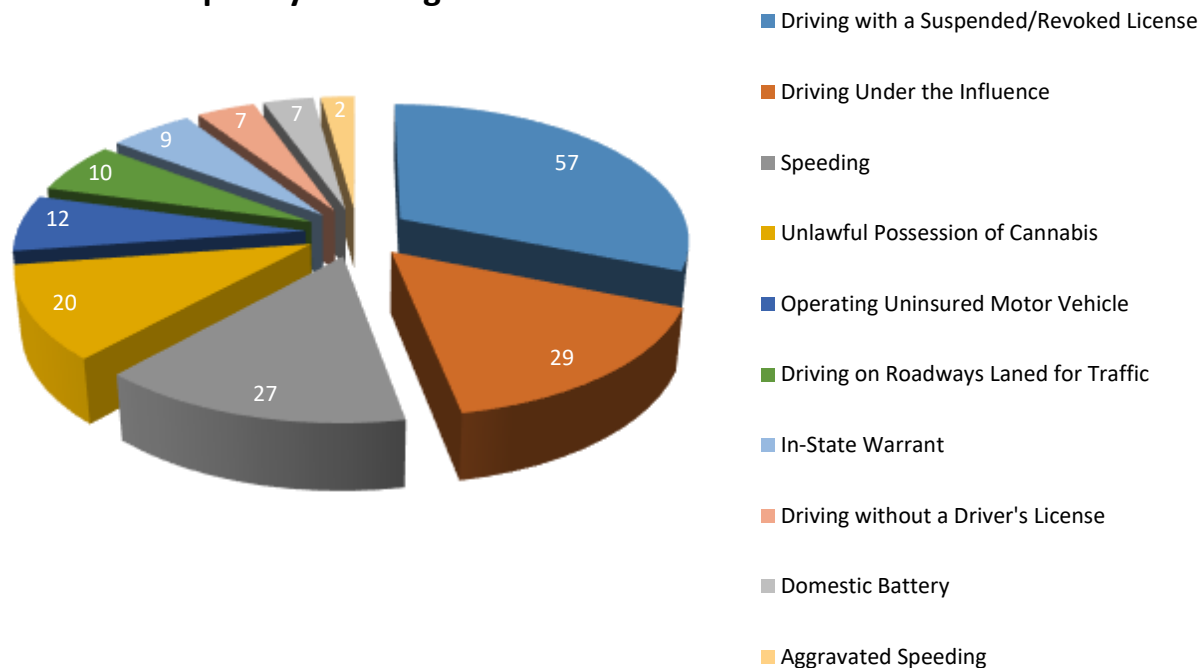
Review Process

Lake Villa Police Department supervisors randomly review at least one (1) body worn camera video per officer, per month. Footage is reviewed for oversight or any concerns.

Incidents

Between January 3, 2020, and December 30, 2020, Lake Villa Police Department reports one hundred sixty-eight (168) incidents leading to three hundred twenty-six (326) offenses charged. Below is a snapshot of greatest frequency of offenses charged.

Greatest Frequency of Charges



Department Overview – Lakemoor Police Department

Lakemoor Police Department's report does not provide department or body worn camera information.

Technical Issues

Lakemoor Police Department reports zero (0) technical issues.

Review Process

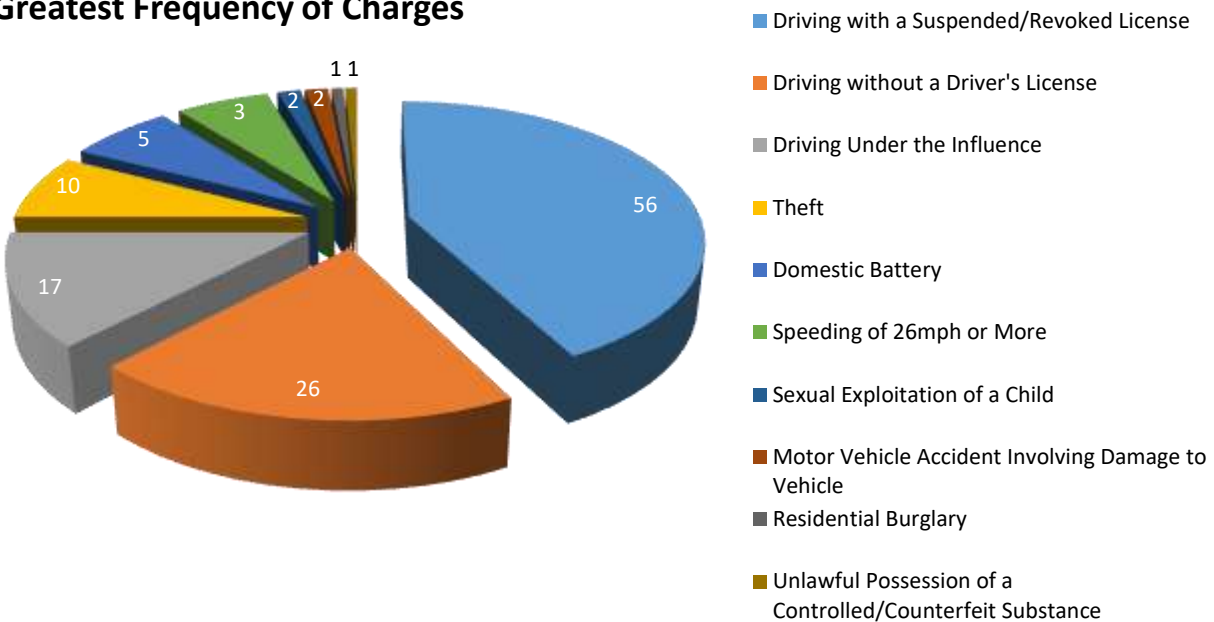
Lakemoor Police Department's report does not include a formal review process.

Incidents

Between January 1, 2020, and December 28, 2020, Lakemoor Police Department reports one-hundred forty-five (145) incidents leading to one-hundred forty-five (145) offenses charged.

Below is a snapshot of greatest frequency of offenses charged.

Greatest Frequency of Charges



Department Overview – Leroy Police Department

Leroy Police Department's report does not provide department or body worn camera information.

Technical Issues

Leroy Police Department reports zero (0) technical issues.

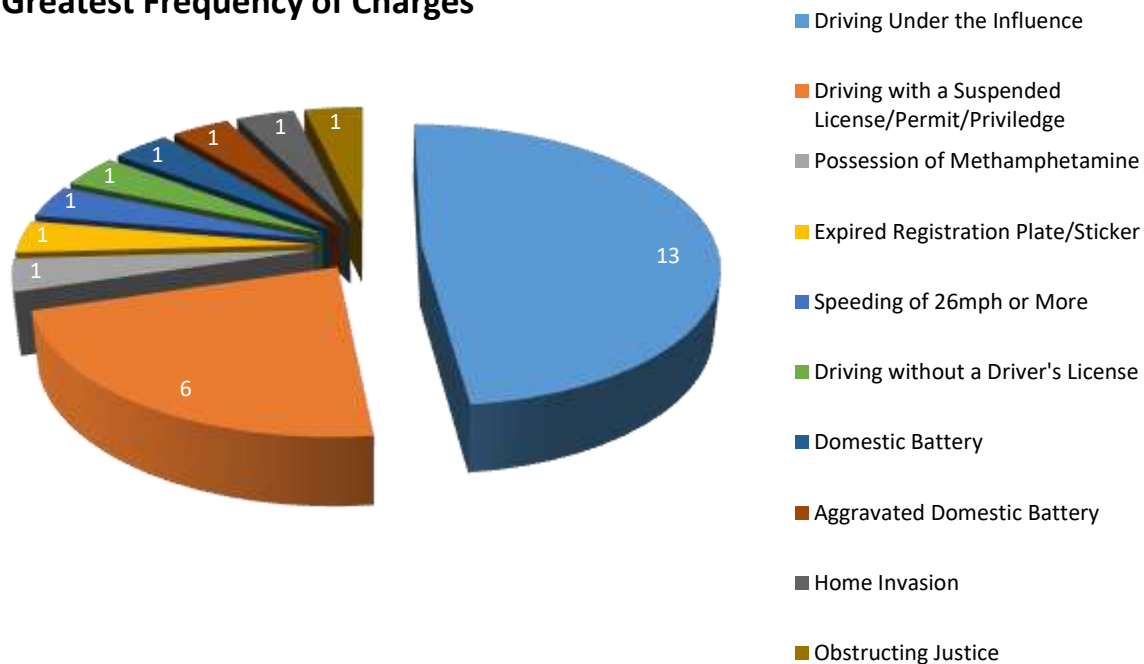
Review Process

Leroy Police Department's report does not include a formal review process.

Incidents

Between January 8, 2020, and December 28, 2020, Leroy Police Department reports thirty-two (32) incidents leading to thirty-two (32) offenses charged. Below is a snapshot of greatest frequency of offenses charged.

Greatest Frequency of Charges



Department Overview – Lombard Police Department

Lombard Police Department's operational trial period with body worn cameras began on October 13, 2020 with six (6) sworn officers utilizing two (2) body worn cameras. The officers participating in the trial did so on a volunteer basis.

Technical Issues

Lombard Police Department reports zero (0) technical issues.

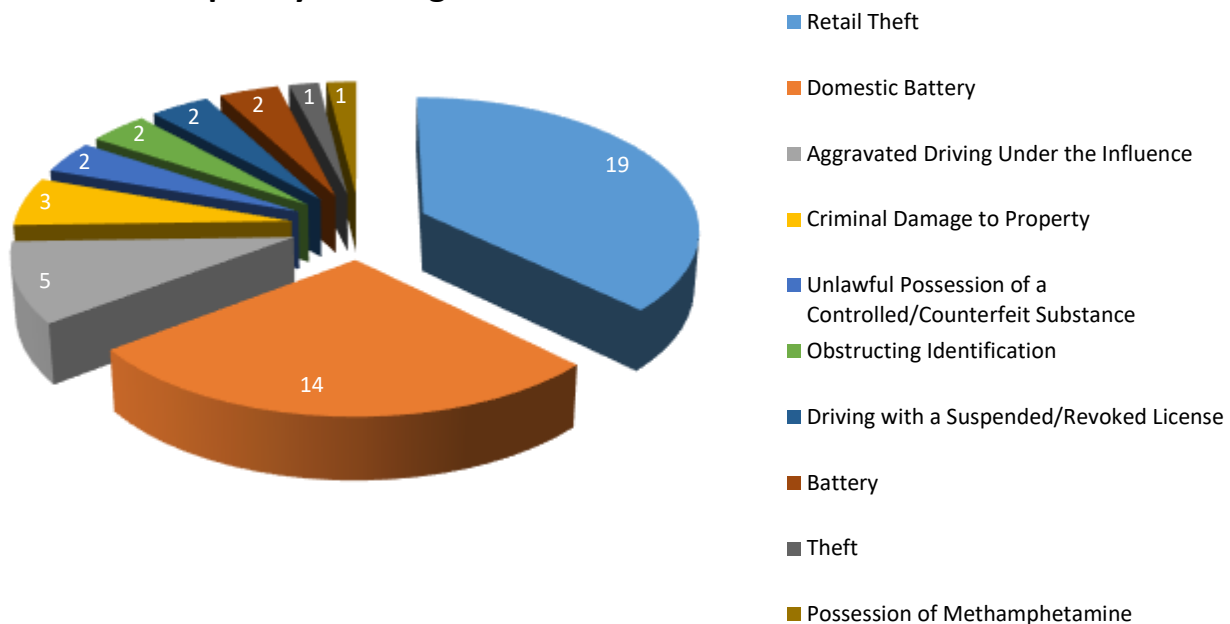
Review Process

Lombard Police Department supervisors review officer recordings with no minimum or maximum limits set.

Incidents

Between October 13, 2020, and December 25, 2020, Lombard Police Department reports forty-one (41) incidents leading to sixty-four (64) offenses charged. Below is a snapshot of greatest frequency of offenses charged.

Greatest Frequency of Charges



Department Overview – Manteno Police Department

Manteno Police Department consists of nineteen (19) sworn personnel, which includes one (1) chief of police, one (1) lieutenant, three (3) shift sergeants, one (1) detective sergeant, one (1) school resource officer, ten (10) patrol officers, and one (1) auxiliary officer. The Department utilizes seven (7) body worn cameras. The Investigation Division uses cameras for obtaining interviews.

Technical Issues

Manteno Police Department reports short battery life and user error issues.

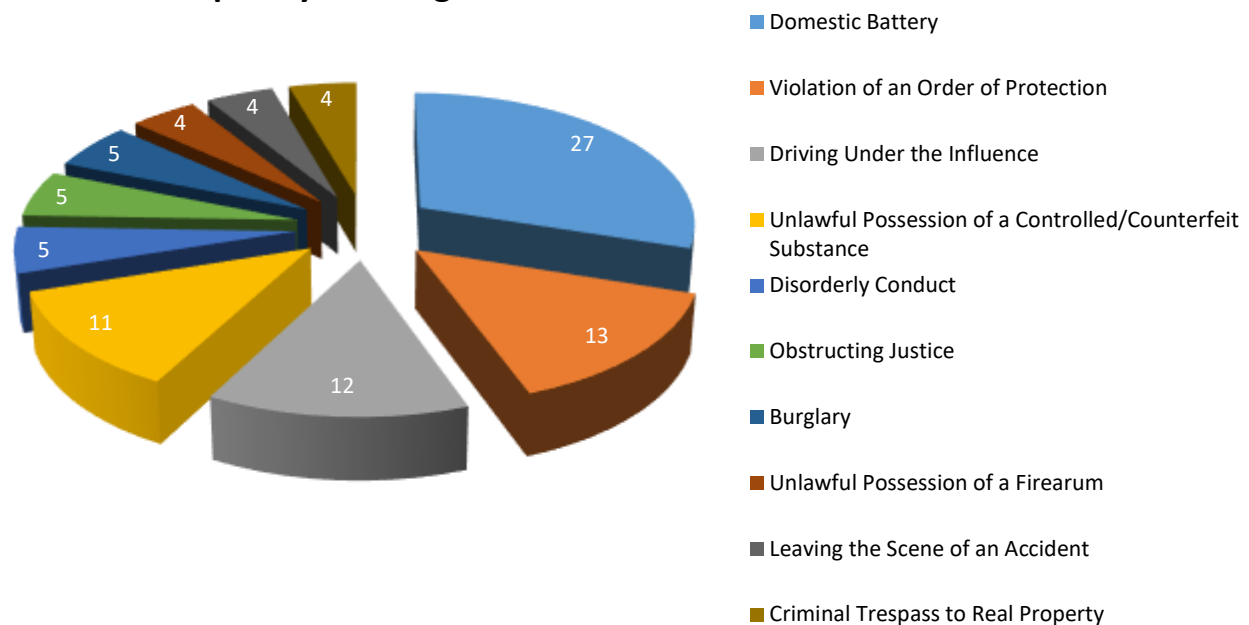
Review Process

Manteno Police Department shift supervisors and administrators review body worn camera footage for the creation of case files for video evidence obtained, to investigate alleged misconduct or reports of meritorious conduct, or in performance review.

Incidents

Between January 1, 2020, and December 29, 2020, Manteno Police Department reports one hundred thirty-three (133) incidents leading to one hundred seventy-six (176) offenses charged. Below is a snapshot of greatest frequency of offenses charged.

Greatest Frequency of Charges



Department Overview – Maroa Police Department

Maroa Police Department's report does not provide department or body worn camera information.

Technical Issues

Maroa Police Department reports zero (0) technical issues.

Review Process

Maroa Police Department's report does not include a formal review process.

Incidents

Between April 1, 2020, and October 31, 2020, Maroa Police Department reports two (2) incidents leading to three (3) offenses charged, which include two (2) Driving Under the Influence offenses, and one (1) Interfering with the Reporting of Domestic Violence offense.

Department Overview – Matteson Police Department

Matteson Police Department's report does not provide department or body worn camera information.

Technical Issues

Matteson Police Department reports zero (0) technical issues.

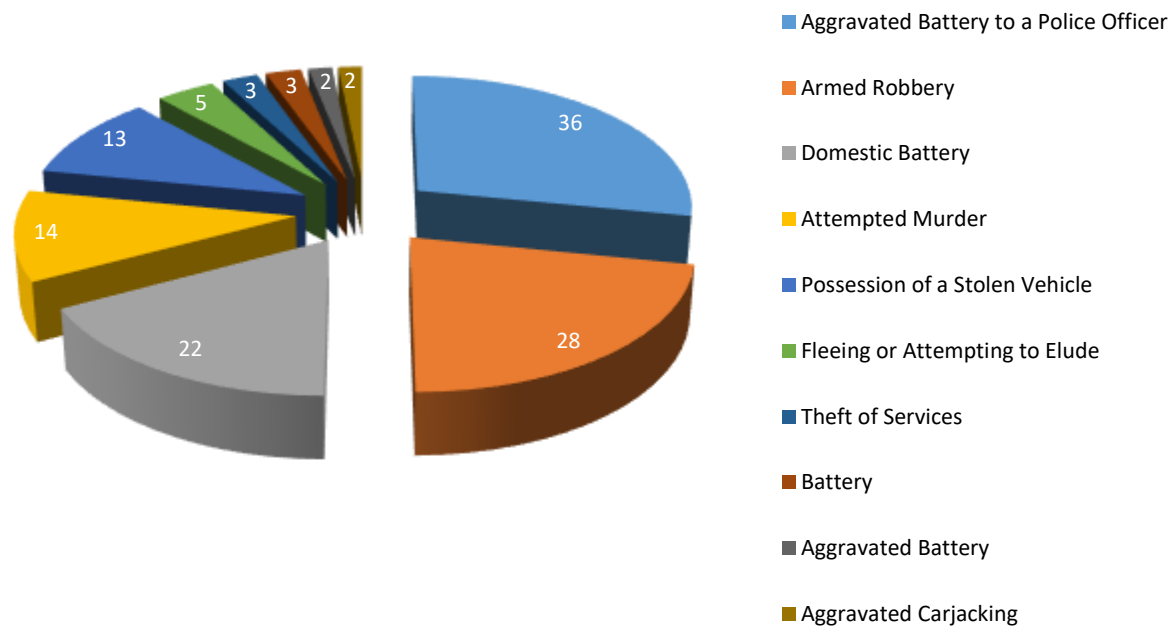
Review Process

Matteson Police Department's report does not include a formal review process.

Incidents

Between January 1, 2020, and December 31, 2020, Matteson Police Department reports seven hundred forty-seven (747) incidents leading to one hundred thirty-five (135) offenses charged. Below is a snapshot of greatest frequency of offenses charged.

Greatest Frequency of Charges



Department Overview – Mattoon Police Department

Mattoon Police Department consists of thirty-eight (38) full-time officers, which includes one (1) chief of police, one (1) deputy chief, four (4) detectives, two (2) school resource officers, two (2) K-9 officers, five (5) captains, five (5) lieutenants, and five (5) sergeants. The Mattoon Police Department has four (4) officers that are part of a multi-jurisdictional tactical response team and four (4) members of their own CSI Team. The Department utilizes thirty-eight (38) body worn cameras.

Technical Issues

Mattoon Police Department reports short battery life issues.

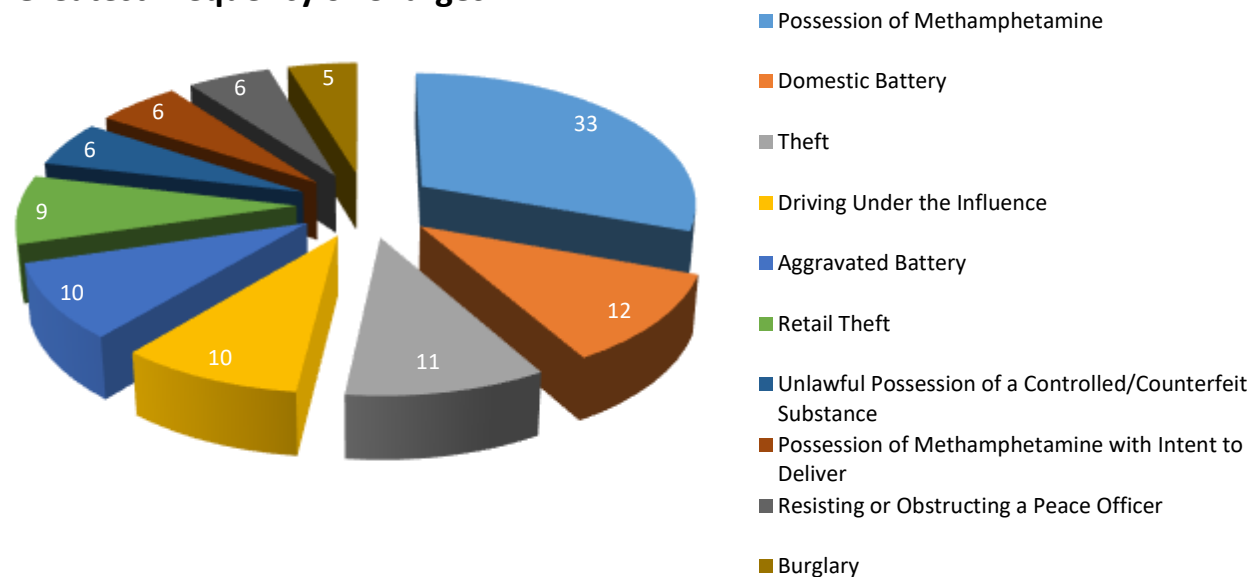
Review Process

Mattoon Police Department supervisors are authorized to review relevant recordings any time they are investigating alleged misconduct or reports of meritorious conduct or whenever such recordings would be beneficial in reviewing the member's performance. Supervisors review that officers are properly saving/marking saved video correctly to ensure video is saved for the appropriate amount of time per state statute. Mattoon Police Department supervisors review maintenance issues of all body worn cameras, and make certain to have any issues officers experience addressed.

Incidents

Between April 6, 2020, and December 30, 2020, Mattoon Police Department reports one hundred seventy-four (174) incidents leading to one hundred seventy-four (174) offenses charged. Below is a snapshot of greatest frequency of offenses charged.

Greatest Frequency of Charges



Department Overview – Mercer County Sheriff’s Office

Mercer County Sheriff’s Office’s report does not provide department or body worn camera information.

Technical Issues

Mercer County Sheriff’s Office reports zero (0) technical issues.

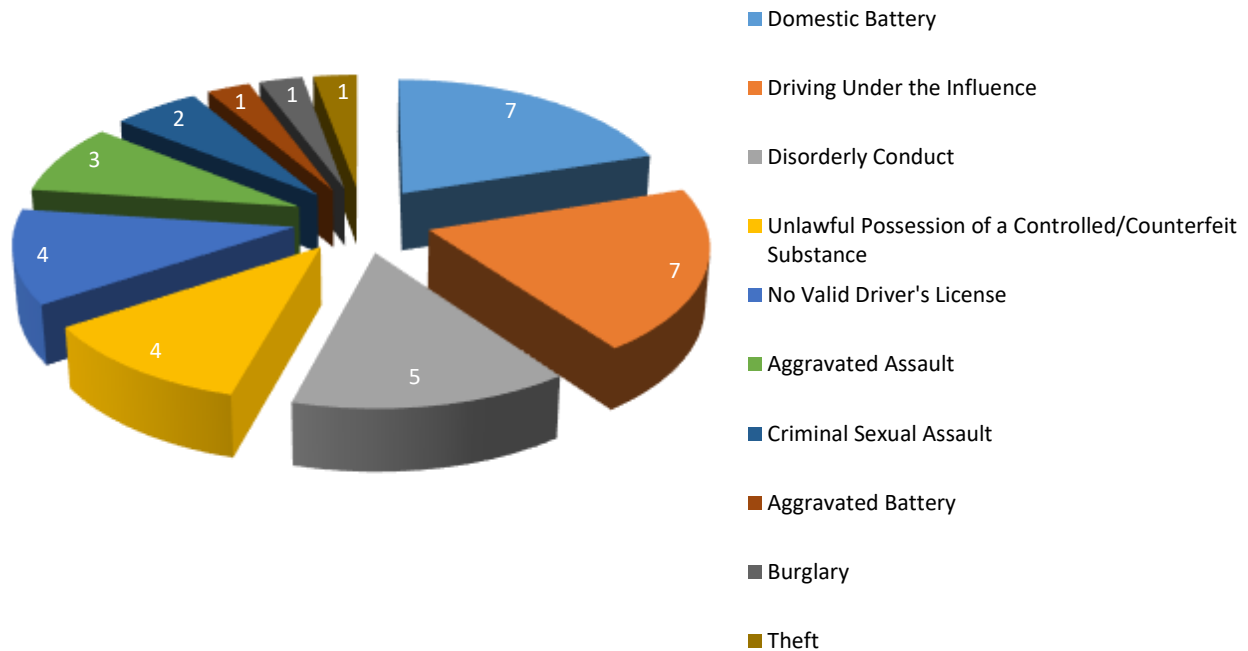
Review Process

Mercer County Sheriff’s Office’s report does not include a formal review process.

Incidents

Between January 7, 2020, and September 24, 2020, Mercer County Sheriff’s Office reports forty-four (44) incidents leading to forty-five (45) offenses charged. Below is a snapshot of greatest frequency of offenses charged.

Greatest Frequency of Charges



Department Overview – Metra Police Department

Metra Police Department consists of one hundred six (106) full-time officers who utilize body worn cameras. The report does not provide additional body worn camera information.

Technical Issues

Metra Police Department reports minor camera hardware malfunctions.

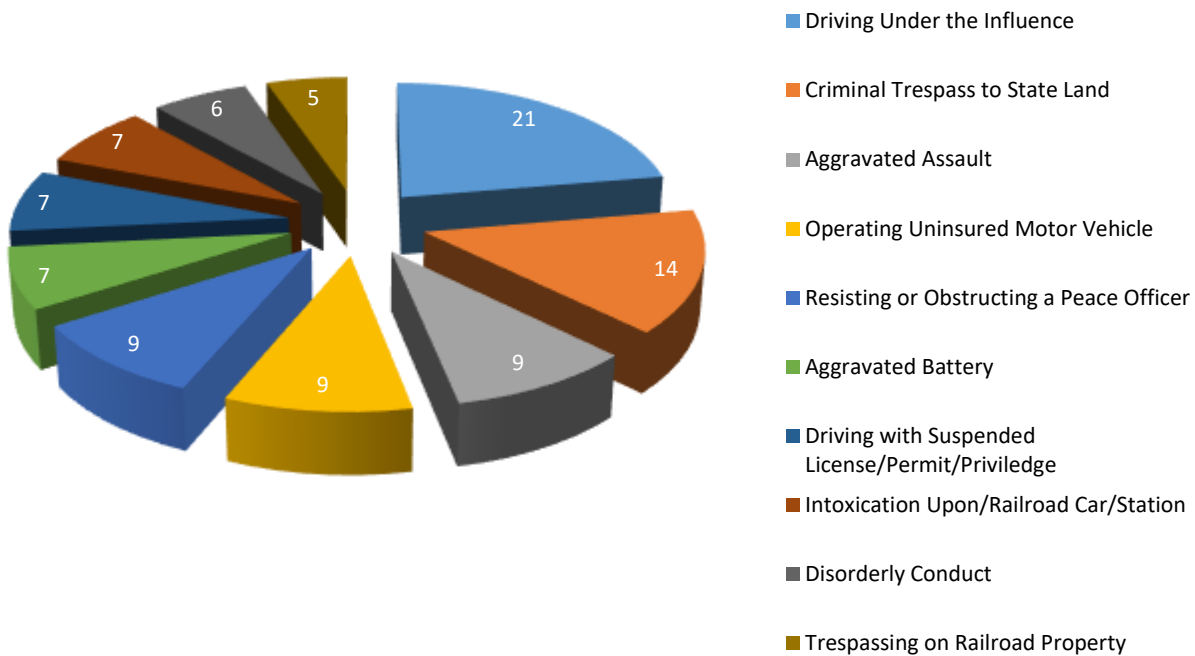
Review Process

Metra Police Department Police Digital Services Manager reviews footage daily in compliance with the Body Camera Act.

Incidents

Between January 1, 2020, and December 31, 2020, Metra Police Department reports eighty (80) incidents leading to one hundred sixty-five (165) offenses charged. Below is a snapshot of greatest frequency of offenses charged.

Greatest Frequency of Charges



Department Overview – Millstadt Police Department

Millstadt Police Department's report does not provide department or body worn camera information.

Technical Issues

Millstadt Police Department reports zero (0) technical issues.

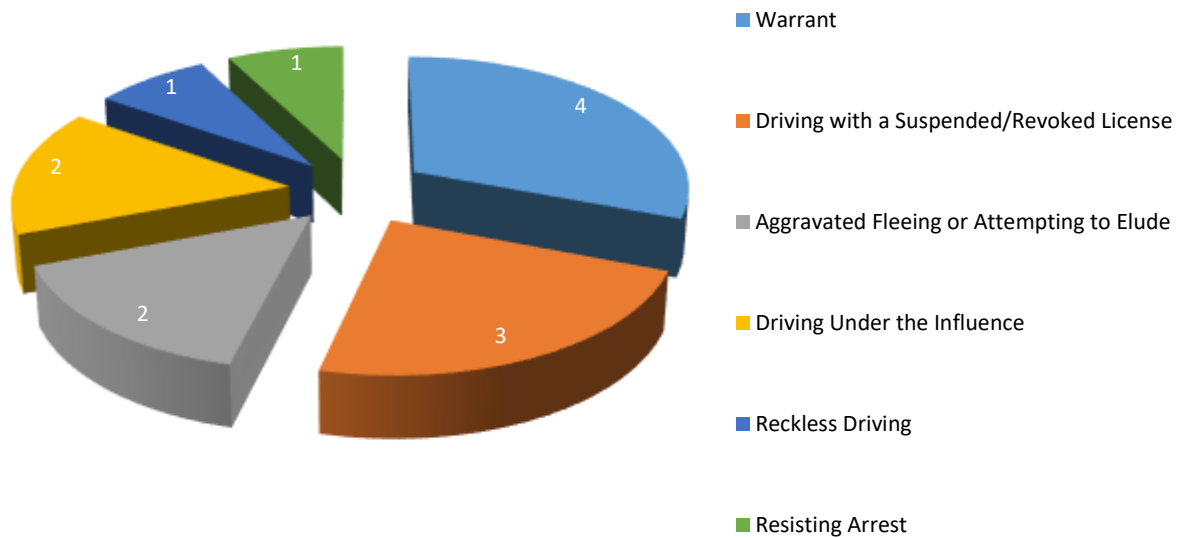
Review Process

Millstadt Police Department's report does not include a formal review process.

Incidents

Between September 6, 2020, and December 12, 2020, Millstadt Police Department reports twelve (12) incidents leading to thirteen (13) offenses charged. Below is a snapshot of greatest frequency of offenses charged.

Greatest Frequency of Charges



Department Overview – Moline Police Department

Moline Police Department police officers utilize eighty-four (84) body worn cameras. The report does not provide department information.

Technical Issues

Moline Police Department reports issues including inability to upload videos, inability to connect to the internet, inability to connect to in-car camera, and failure to recharge the camera battery.

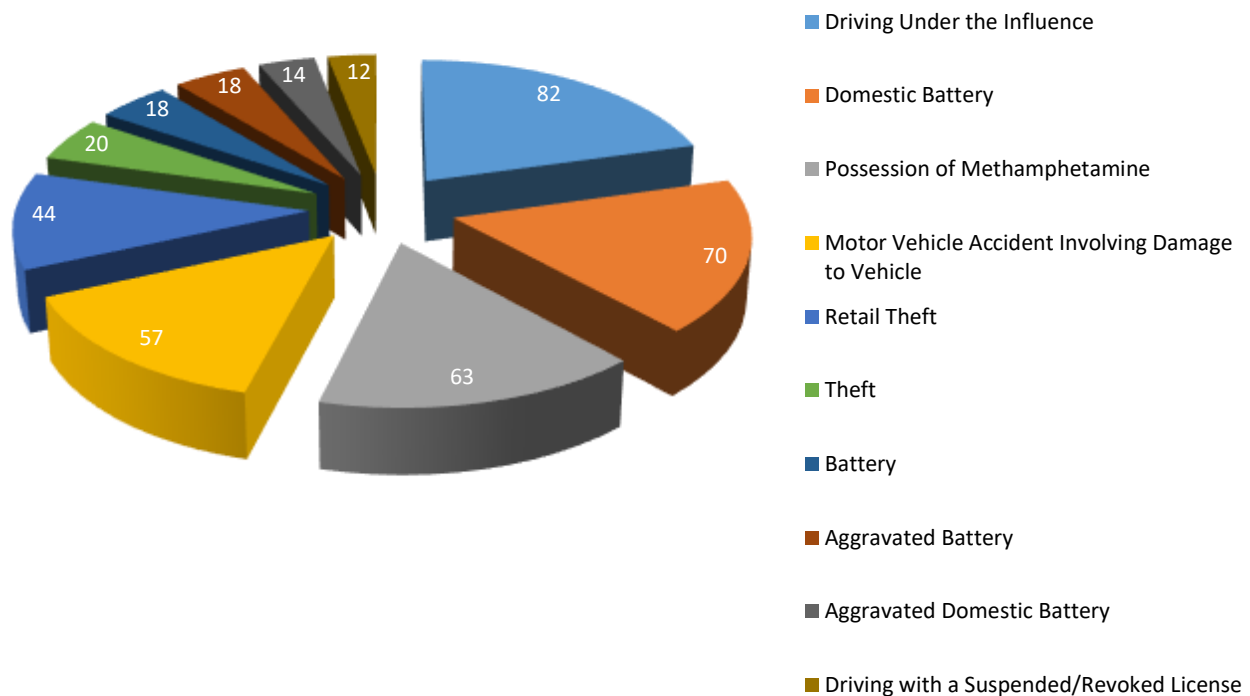
Review Process

Moline Police Department supervisors review one (1) recorded video for each officer assigned to their shift to ensure the body worn camera is being utilized. Once the recorded video has been reviewed, the supervisor documents the review in the notes section provided by Evidence.com.

Incidents

Between January 1, 2020, and December 31, 2020, Moline Police Department reports six hundred seventy-three (673) incidents leading to six hundred twenty-four (624) offenses charged. Below is a snapshot of greatest frequency of offenses charged.

Greatest Frequency of Charges



Department Overview – Montgomery Police Department

Montgomery Police Department consists of thirty-two (32) full-time officers and three (3) part-time officers who utilize thirty-four (34) body worn cameras.

Technical Issues

Montgomery Police Department reports very minor issues with the operation, transfer, and/or review of the body worn camera videos. The issues were resolved in-house or the body worn camera was sent back to the manufacturer for repairs.

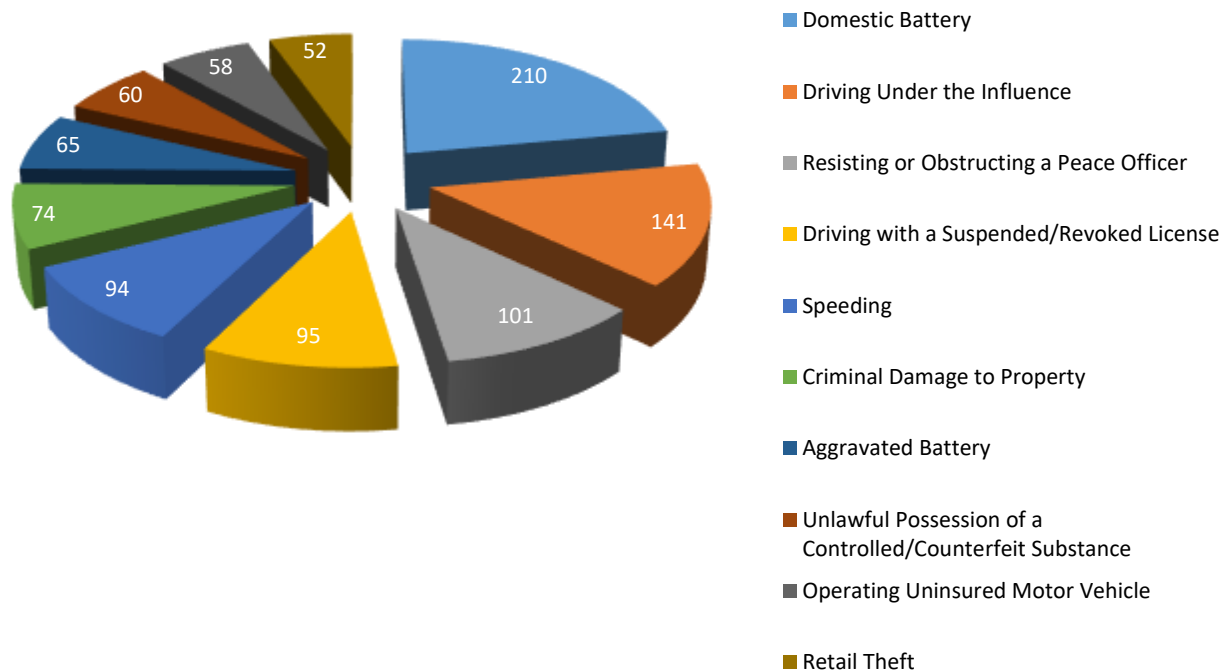
Review Process

Montgomery Police Department designated each of the four (4) patrol sergeants to a group of officers for a two (2) month period and they are required to review two (2) body worn camera videos that were generated by each officer. Two (2) commanders are assigned to review two (2) body worn camera videos a month for their assigned sergeant.

Incidents

Between January 1, 2020, and December 31, 2020, Montgomery Police Department reports three hundred forty-four (344) incidents leading to one thousand seven hundred eighty-two (1,782) offenses charged. Below is a snapshot of greatest frequency of offenses charged.

Greatest Frequency of Charges



Department Overview – Morris Police Department

Morris Police Department consists of twenty-seven (27) full-time officers, eleven (11) part-time officers, and four (4) full-time non-sworn support personnel who utilize twenty-four (24) body worn cameras.

Technical Issues

Morris Police Department reports issues with a camera battery and video interruption. Sending the cameras in for repair and diagnosing operator error resolves the issues.

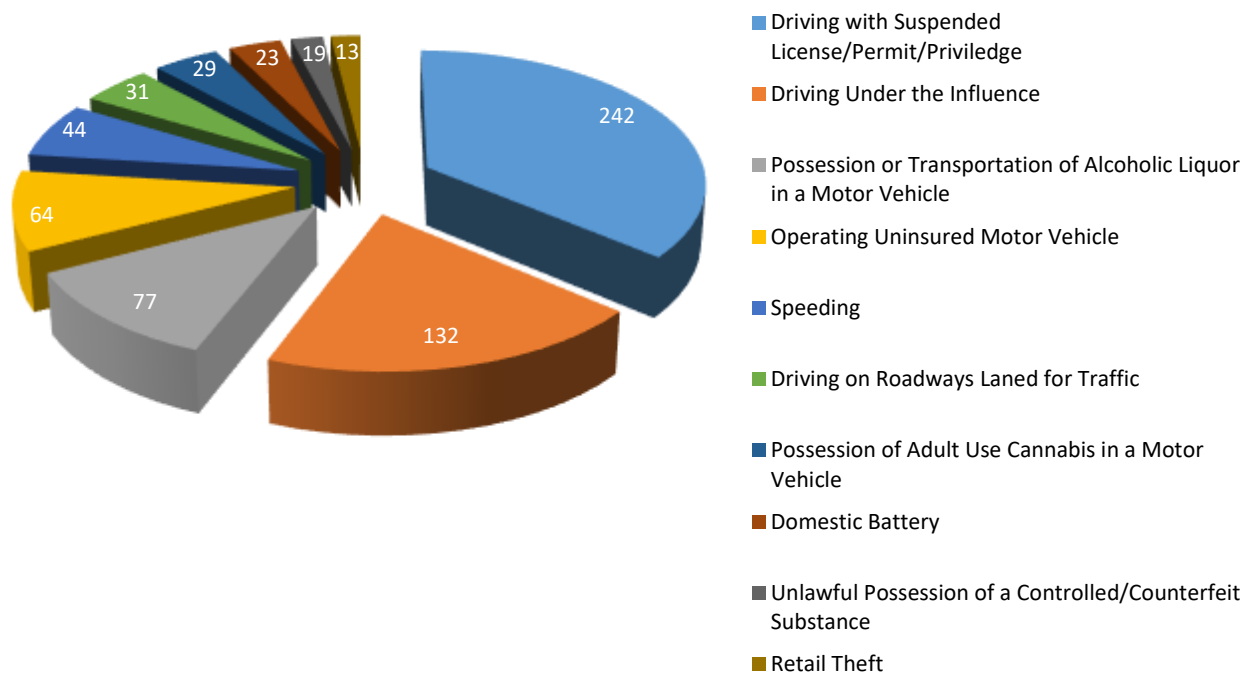
Review Process

Morris Police Department officers upload and categorize their videos daily. The officers and supervisors are sent a weekly report listing videos which have not been categorized.

Incidents

Between January 1, 2020, and December 31, 2020, Morris Police Department reports four hundred twenty-four (424) incidents leading to seven hundred fifty-nine (759) offenses charged. Below is a snapshot of greatest frequency of offenses charged.

Greatest Frequency of Charges



Department Overview – Mundelein Police Department

Mundelein Police Department consists of fifty-three (53) police officers who utilize forty-eight (48) body worn cameras.

Technical Issues

Mundelein Police Department reports issues from normal wear and tear.

Review Process

Mundelein Police Department supervisors:

- Ensure officers utilize body worn cameras in accordance to policy and training;
- Review footage in their investigative scope, conduct further investigation they deem appropriate, and forward the information via the chain of command;
- Randomly review and document at least one (1) body worn camera recording quarterly for each officer they supervise to ensure equipment operates;
- Review body worn camera footage for administrative review of use of force incidents;
- Identify areas for training or guidance;
- Do not use footage to prepare performance evaluations, unless used for commending exemplary performance or correcting substandard performance; and
- Do not review footage for disciplinary purposes.

Supervisors review footage to determine possible discipline when:

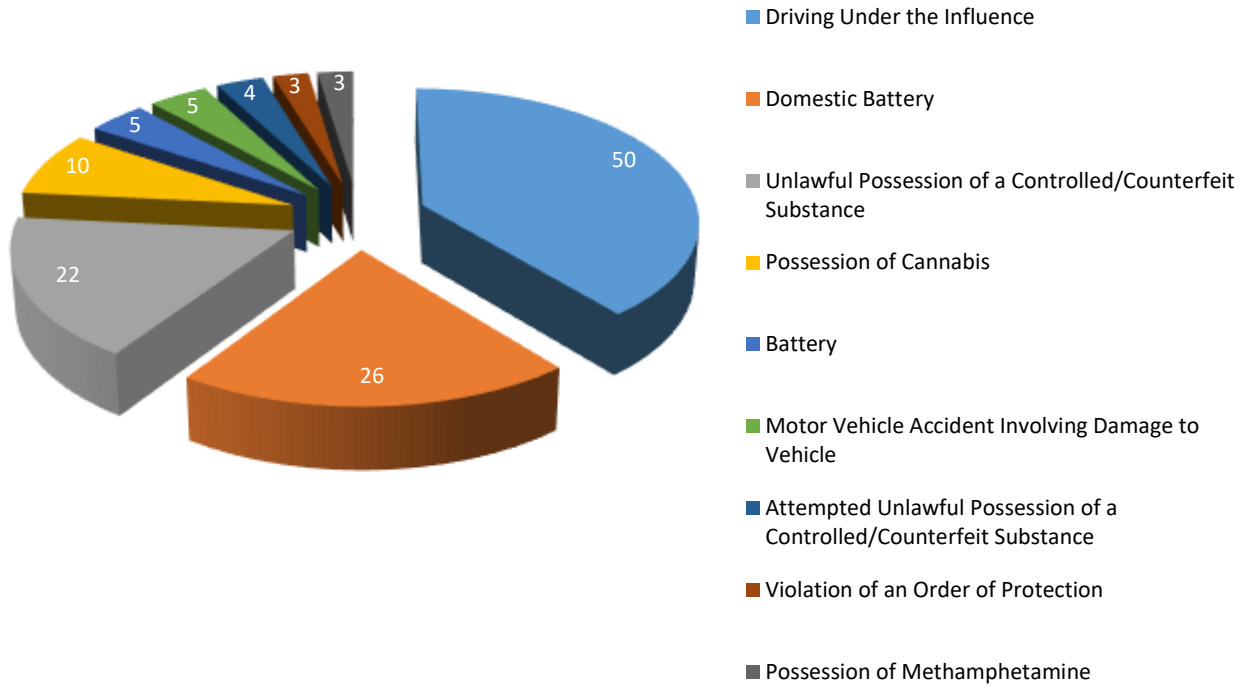
- A citizen files a complaint of misconduct;
- An officer uses unauthorized or incorrect use of force;
- The encounter may result in a formal investigation under the Uniform Peace Officer's Act; or
- As corroboration of misconduct.

Incidents

Between January 1, 2020, and December 24, 2020, Mundelein Police Department reports one hundred ninety-five (195) incidents leading to one hundred ninety-five (195) offenses charged. On the following page is a snapshot of greatest frequency of offenses charged.

Department Overview – Mundelein Police Department, Continued

Greatest Frequency of Charges



Department Overview – Neoga Police Department

Neoga Police Department's report does not provide department or body worn camera information.

Technical Issues

Neoga Police Department reports zero (0) technical issues.

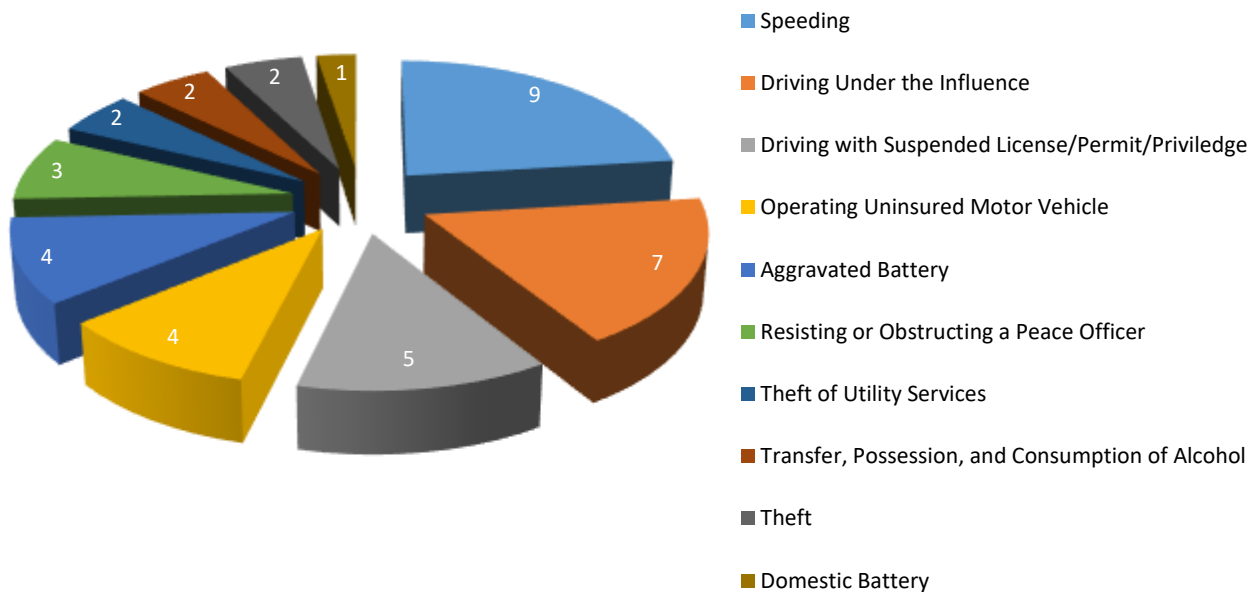
Review Process

Neoga Police Department's report does not include a formal review process.

Incidents

Between January 3, 2020, and December 31, 2020, Neoga Police Department reports forty-five (45) incidents leading to fifty-one (51) offenses charged. Below is a snapshot of greatest frequency of offenses charged.

Greatest Frequency of Charges



Department Overview – Normal Police Department

Normal Police Department consists of eighty-two (82) full-time officers who utilize seventy-six (76) body worn cameras.

Technical Issues

Normal Police Department reports issues including officers failing to activate the camera and user error.

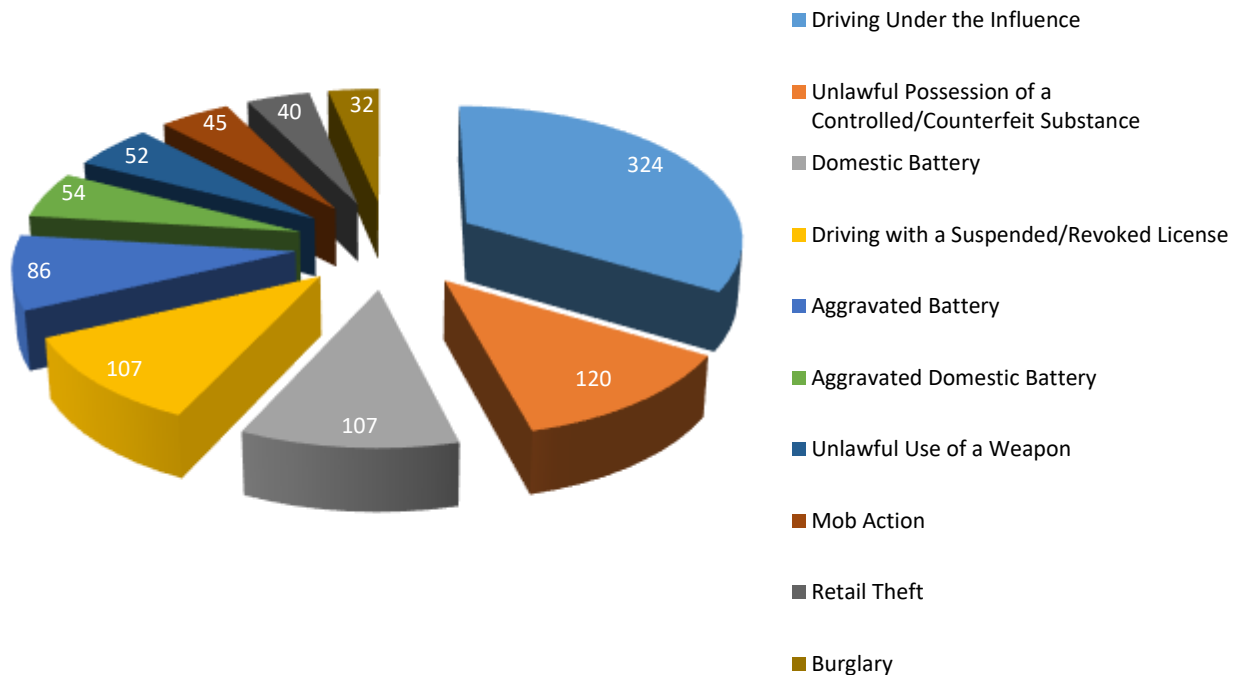
Review Process

Normal Police Department supervisors randomly review five (5) videos each month from their respective shift. A minimum of two (2) command ranks also review all reports and accompanying body worn camera footage. Supervisors approve, date, and forward reports via the chain of command.

Incidents

Between January 1, 2020, and December 31, 2020, Normal Police Department reports five hundred sixty-seven (567) incidents leading to one thousand five hundred eighty-two (1,582) offenses charged. Below is a snapshot of greatest frequency of offenses charged.

Greatest Frequency of Charges



Department Overview – Northern Illinois University Department of Police and Public Safety

Northern Illinois University Department of Police and Public Safety consists of thirty-eight (38) officers who utilize forty-one (41) body worn cameras.

Technical Issues

Northern Illinois University Department of Police and Public Safety reports zero (0) technical issues.

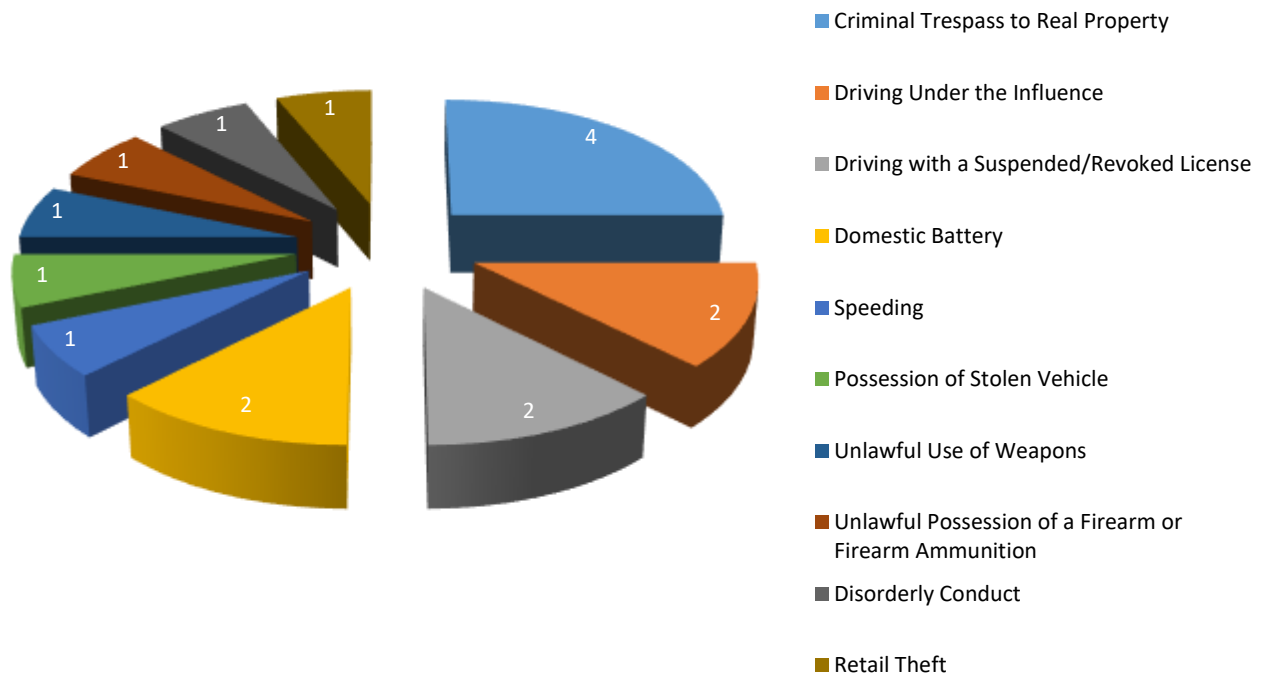
Review Process

Northern Illinois University Department of Police and Public Safety shift supervisors randomly audit a minimum of one (1) body worn camera recording made during their shift to ensure that the equipment is operating properly, and that officers are using the body worn camera appropriately and in accordance with department policies and training.

Incidents

Between February 14, 2020, and December 31, 2020, Northern Illinois University Department of Police and Public Safety reports fourteen (14) incidents leading to twenty-three (23) offenses charged. Below is a snapshot of greatest frequency of offenses charged.

Greatest Frequency of Charges



Department Overview – Northlake Police Department

Northlake Police Department consists of thirty-four (34) full-time officers who utilize five (5) body worn cameras. The Northlake Police Department implemented its body worn camera program on December 28, 2020.

Technical Issues

Northlake Police Department reports zero (0) technical issues.

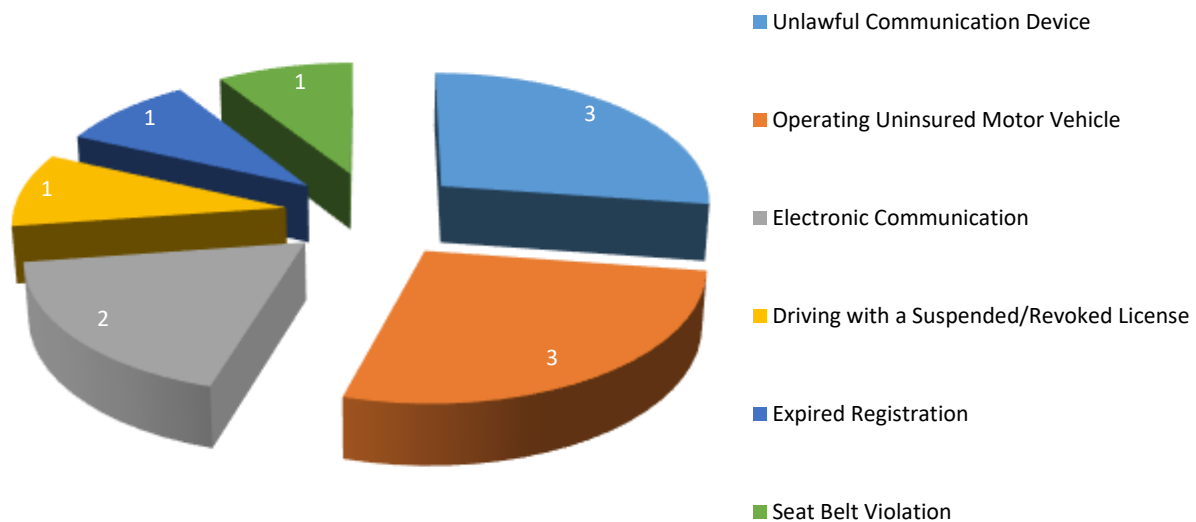
Review Process

Northlake Police Department supervisors ensure officers equipped with body worn cameras utilize them in accordance with policy and training. During critical incidents, supervisors review recordings that are incident specific for investigative purposes. Supervisors conduct random reviews of recordings not less than every thirty (30) days for each officer utilizing a body worn camera to ensure compliance with department policy and training.

Incidents

Between December 28, 2020, and December 31, 2020, Northlake Police Department reports eleven (11) incidents leading to eleven (11) offenses charged. Below is a snapshot of greatest frequency of offenses charged.

Greatest Frequency of Charges



Department Overview – Olympia Fields Police Department

Olympia Fields Police Department consists of twenty (20) full-time officers who utilize twenty-three (23) body worn cameras.

Technical Issues

Olympia Fields Police Department reports zero (0) technical issues.

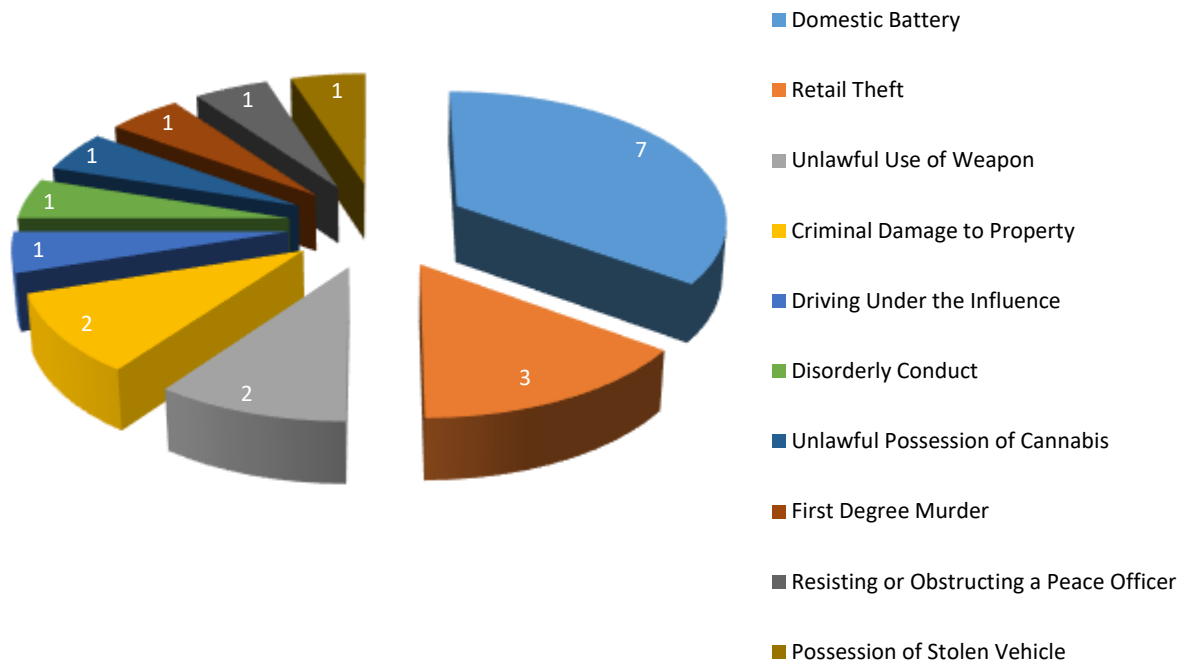
Review Process

Olympia Fields Police Department supervisors randomly review body worn camera footage to ensure officers are utilizing the cameras per department policy. The Administrative Sergeant handles all FOIA and subpoena requests.

Incidents

Between January 17, 2020, and December 20, 2020, Olympia Fields Police Department reports twenty-one (21) incidents leading to twenty-one (21) offenses charged. Below is a snapshot of greatest frequency of offenses charged.

Greatest Frequency of Charges



Department Overview – Park Forest Police Department

Park Forest Police Department consists of forty-two (42) sworn officers who utilize twenty-nine (29) body worn cameras as of February 15, 2020.

Technical Issues

Park Forest Police Department reports slider top breaking, error codes downloading, being stuck in booting mode, and mechanical issues. Impacted body worn cameras are replaced or repaired.

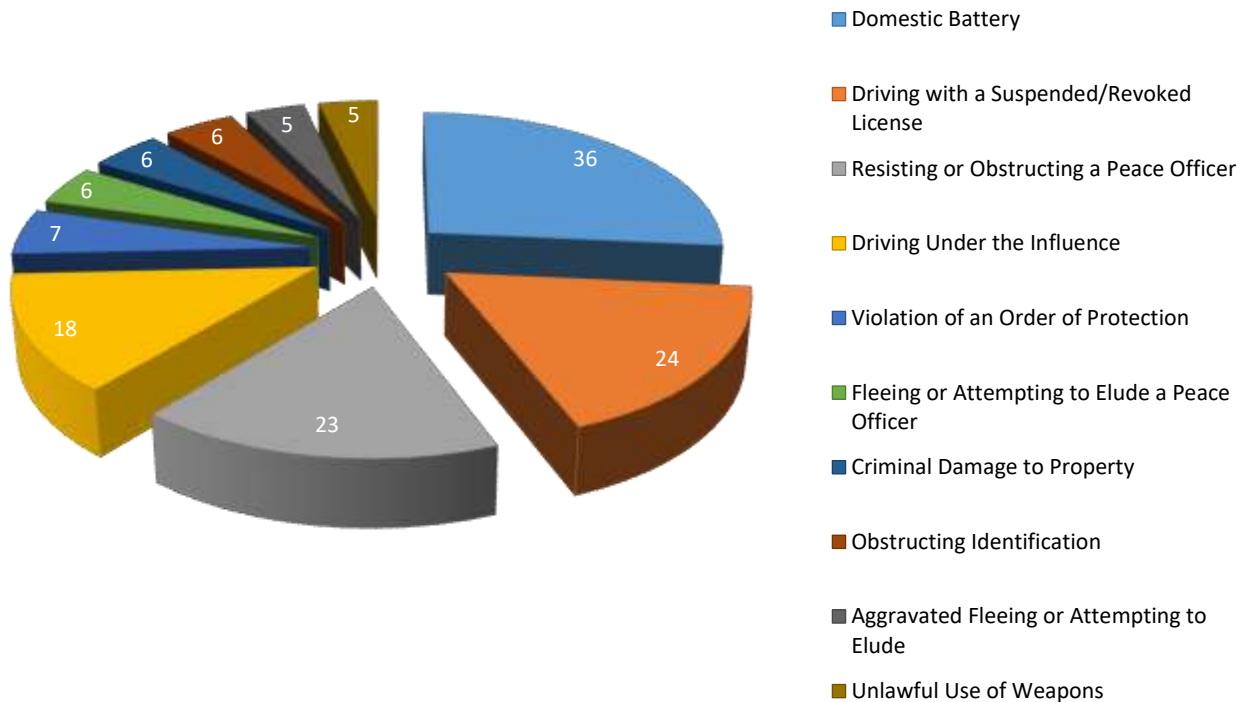
Review Process

Park Forest Police Department supervisors conduct random monthly audits of officers' recordings.

Incidents

Between February 15, 2020, and December 30, 2020, Park Forest Police Department reports one hundred fifty-six (156) incidents leading to two hundred seventeen (217) offenses charged. Below is a snapshot of greatest frequency of offenses charged.

Greatest Frequency of Charges



Department Overview – Park Ridge Police Department

Park Ridge Police Department consists of fifty-four (54) sworn officers who utilize fifty-three (53) body worn cameras.

Technical Issues

Park Ridge Police Department reports charging issues with one (1) camera; a new camera was issued.

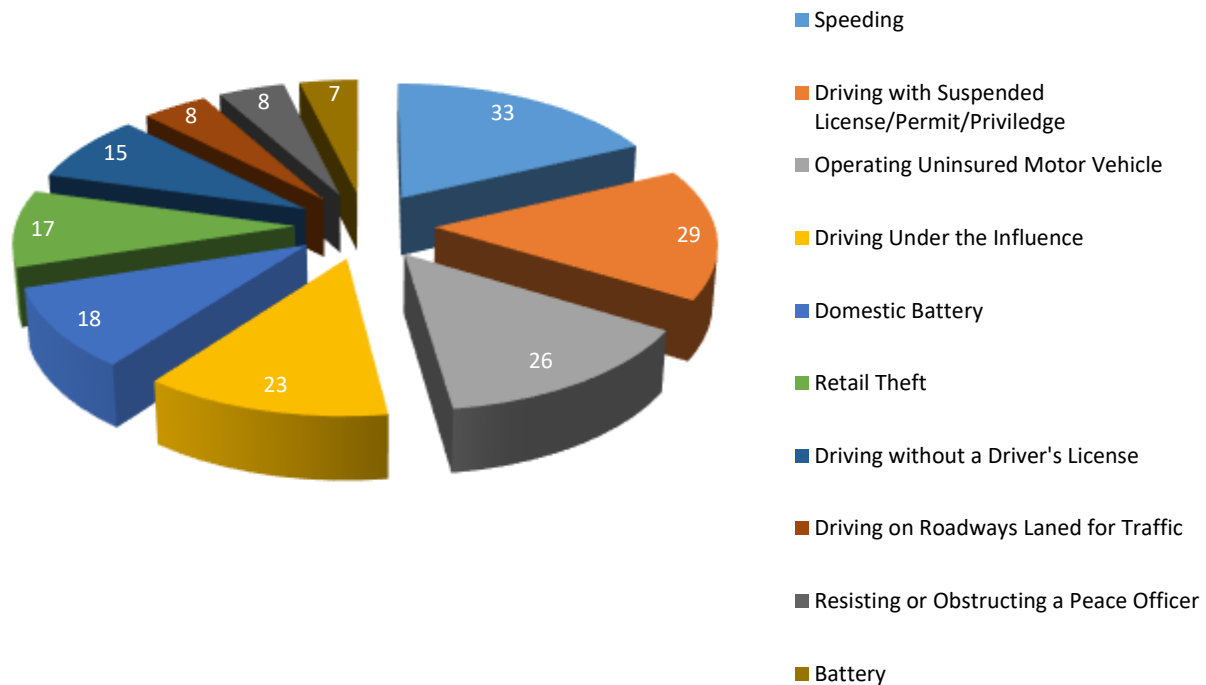
Review Process

Park Ridge Police Department supervisors randomly review ten (10) recordings pertaining to their area of responsibility to ensure that the equipment is operating properly and that officers are using the cameras appropriately and in accordance with department policy and training. Supervisors document their review using the BWC Supervisor Review Form, which is forwarded to the body worn camera coordinator through the chain of command.

Incidents

Between January 2, 2020, and December 31, 2020, Park Ridge Police Department reports one hundred sixty (160) incidents leading to three hundred eight (308) offenses charged. Below is a snapshot of greatest frequency of offenses charged.

Greatest Frequency of Charges



Department Overview – Paxton Police Department

Paxton Police Department's report does not provide department or body worn camera information.

Technical Issues

Paxton Police Department reports zero (0) technical issues.

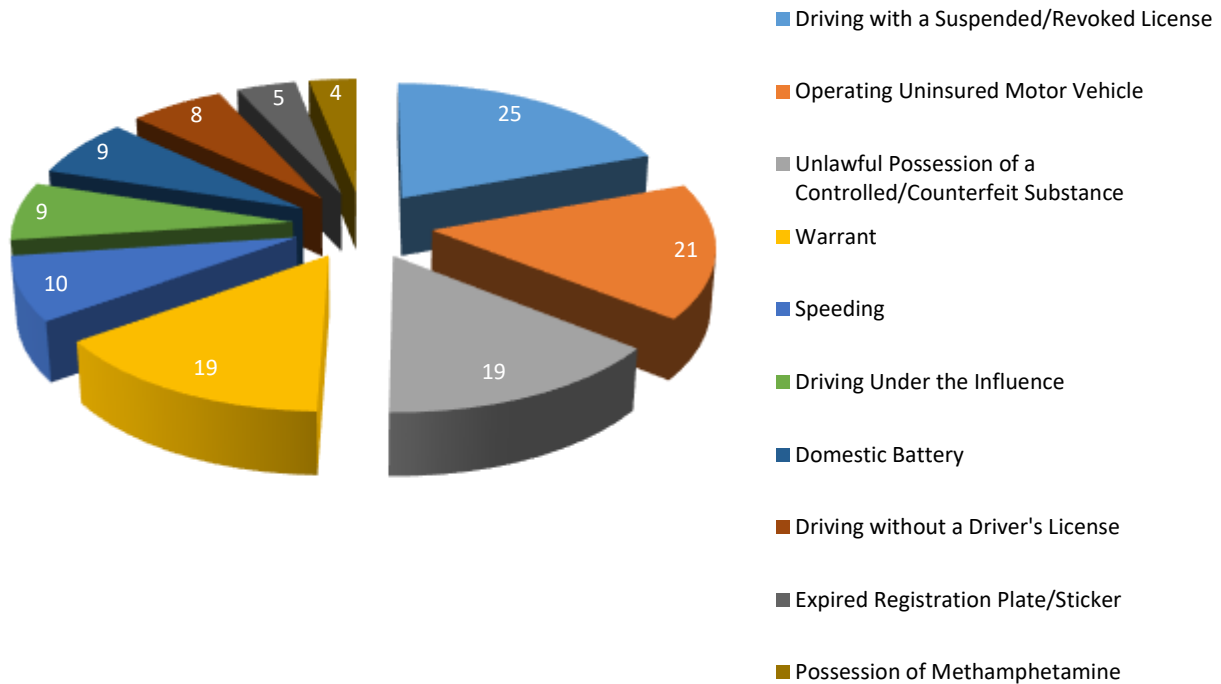
Review Process

Paxton Police Department's report does not include a formal review process.

Incidents

Between January 3, 2020, and December 28, 2020, Paxton Police Department reports one hundred forty-eight (148) incidents leading to one hundred seventy-eight (178) offenses charged. Below is a snapshot of greatest frequency of offenses charged.

Greatest Frequency of Charges



Department Overview – Perry County Sheriff’s Office

Perry County Sheriff’s Office’s report does not provide department or body worn camera information.

Technical Issues

Perry County Sheriff’s Office reports zero (0) technical issues.

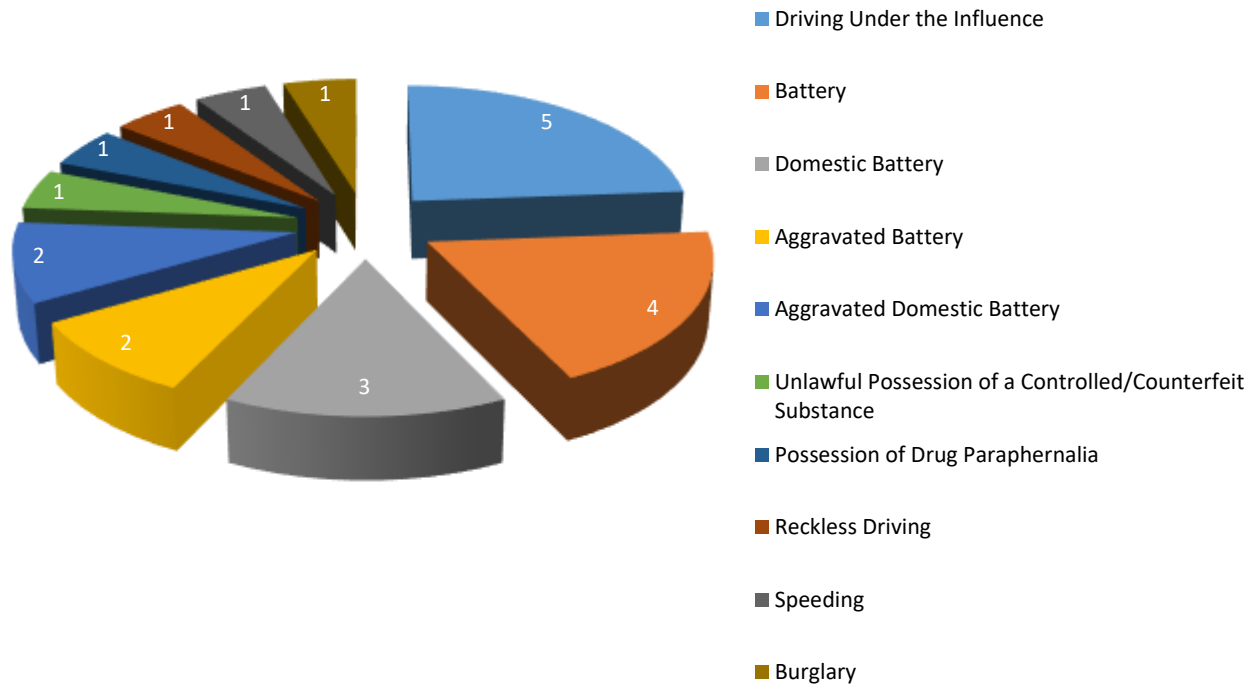
Review Process

Perry County Sheriff’s Office’s report does not include a formal review process.

Incidents

Between January 1, 2020, and December 12, 2020, Perry County Sheriff’s Office reports twenty-seven (27) incidents leading to thirty-one (31) offenses charged. Below is a snapshot of greatest frequency of offenses charged.

Greatest Frequency of Charges



Department Overview – Pulaski County Sheriff’s Office

Pulaski County Sheriff’s Office consists of fifteen (15) officers, one (1) sheriff, one (1) chief deputy, one (1) evidence technician/investigator, and twelve (12) deputies, who utilize fifteen (15) body worn cameras.

Technical Issues

Pulaski County Sheriff’s Office reports zero (0) technical issues.

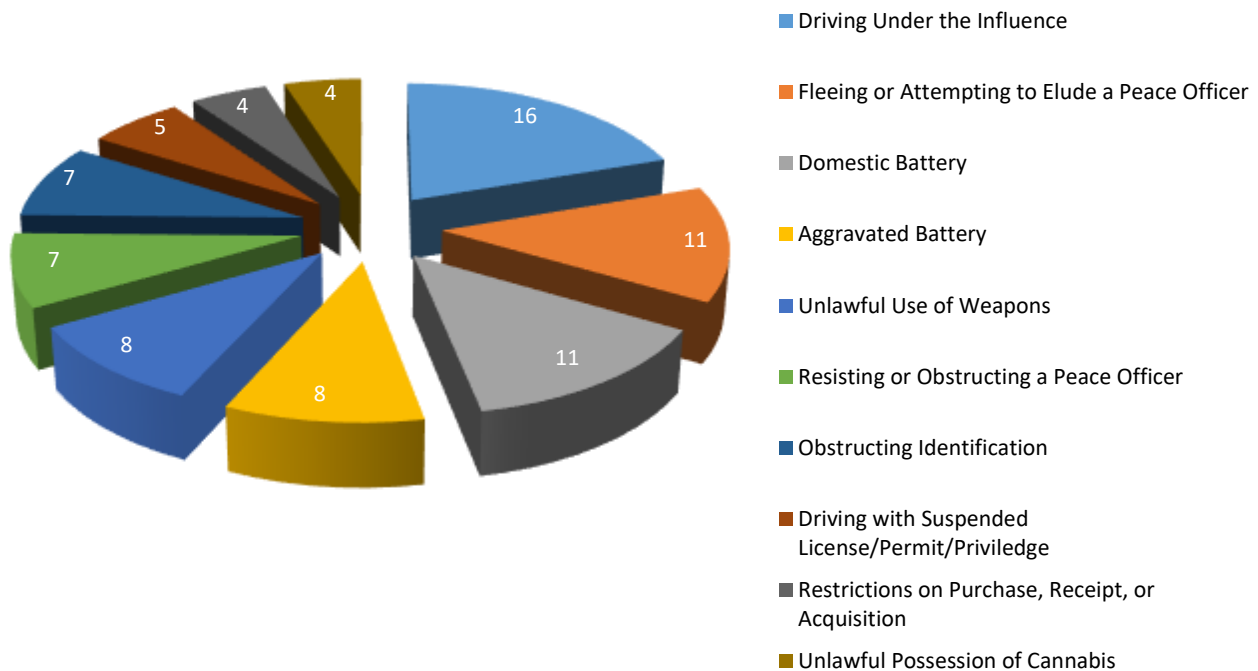
Review Process

Pulaski County Sheriff’s Office Chief Deputy quarterly and periodically reviews body camera footage, in addition to reviewing every flagged video.

Incidents

Between January 1, 2020, and December 31, 2020, Pulaski County Sheriff’s Office reports one hundred sixty-eight (168) incidents leading to one hundred eighty (180) offenses charged. Below is a snapshot of greatest frequency of offenses charged.

Greatest Frequency of Charges



Department Overview – Rantoul Police Department

Rantoul Police Department consists of twenty-eight (28) officers that utilize twenty-eight (28) body worn cameras.

Technical Issues

Rantoul Police Department reports zero (0) technical issues.

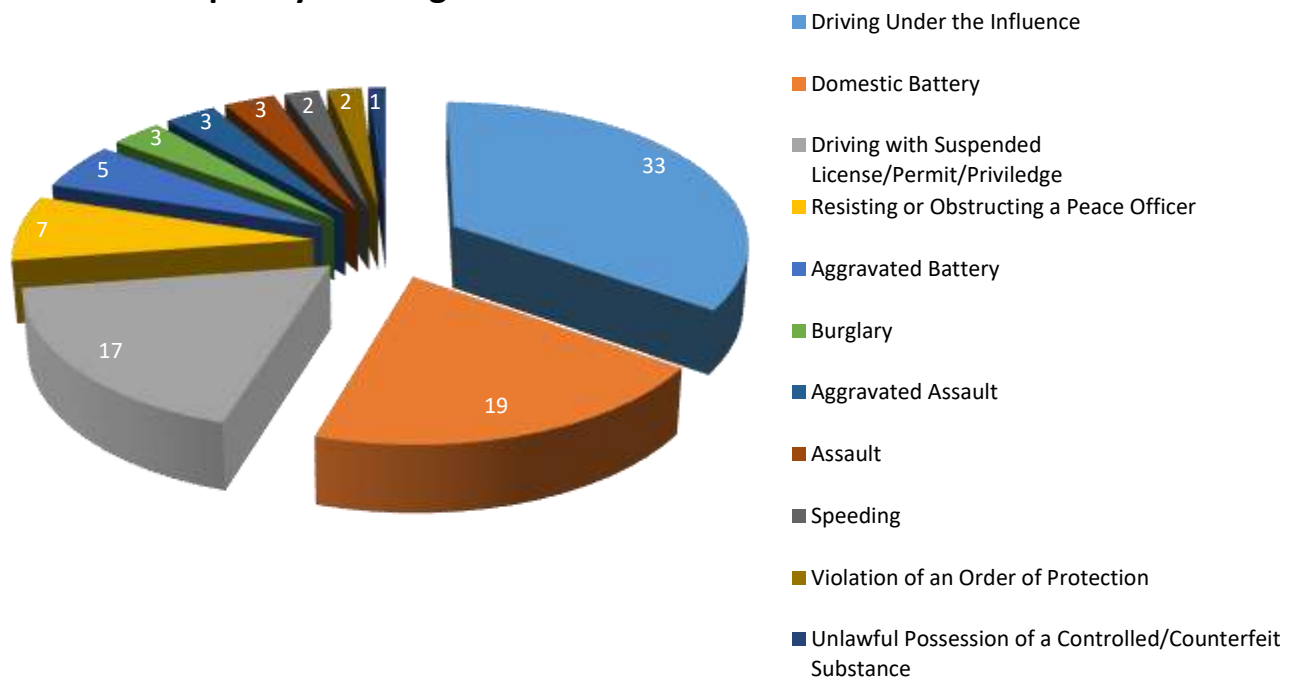
Review Process

Rantoul Police Department supervisors review footage while investigating alleged misconduct or reports of meritorious conduct, or in performance review.

Incidents

Between January 2, 2020, and December 27, 2020, Rantoul Police Department reports one hundred ten (110) incidents leading to one hundred fourteen (114) offenses charged. Below is a snapshot of greatest frequency of offenses charged.

Greatest Frequency of Charges



Department Overview – Richton Park Police Department

Richton Park Police Department consists of twenty-nine (29) full-time officers. Fourteen (14) officers, four (4) corporals, and two (2) sergeants working patrol division utilize twenty (20) body worn cameras.

Technical Issues

Richton Park Police Department reports a single issue with a body worn camera not downloading while in the docking station; additionally, the camera would often not record when activated.

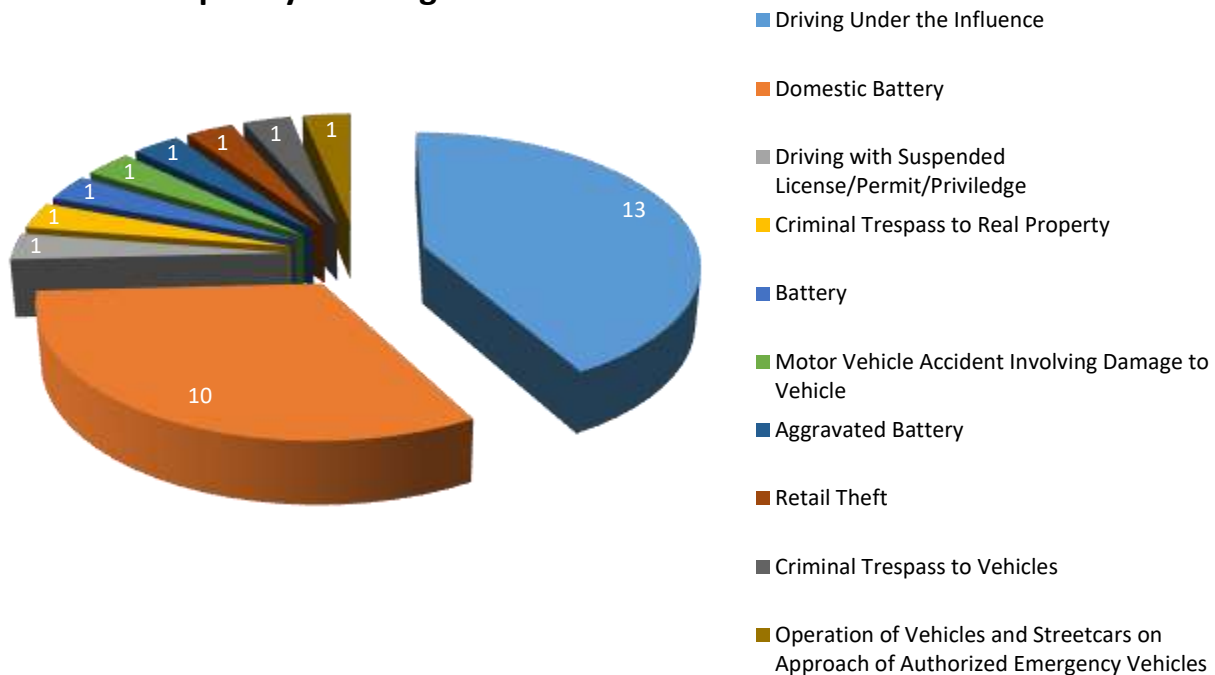
Review Process

Richton Park Police Department Sergeants review body worn camera footage monthly for two (2) officers they directly supervise, picking different officers each month, and whenever there is a use of force incident. The body worn camera footage reviewed must be at least ten (10) minutes long. Sergeants document the officers' professionalism and note any violations of departmental policy.

Incidents

Between January 31, 2020, and December 19, 2020, Richton Park Police Department reports thirty-four (34) incidents leading to thirty-three (33) offenses charged. Below is a snapshot of greatest frequency of offenses charged.

Greatest Frequency of Charges



Department Overview – Rock Falls Police Department

Rock Falls Police Department's report does not provide department or body worn camera information.

Technical Issues

Rock Falls Police Department reports zero (0) technical issues.

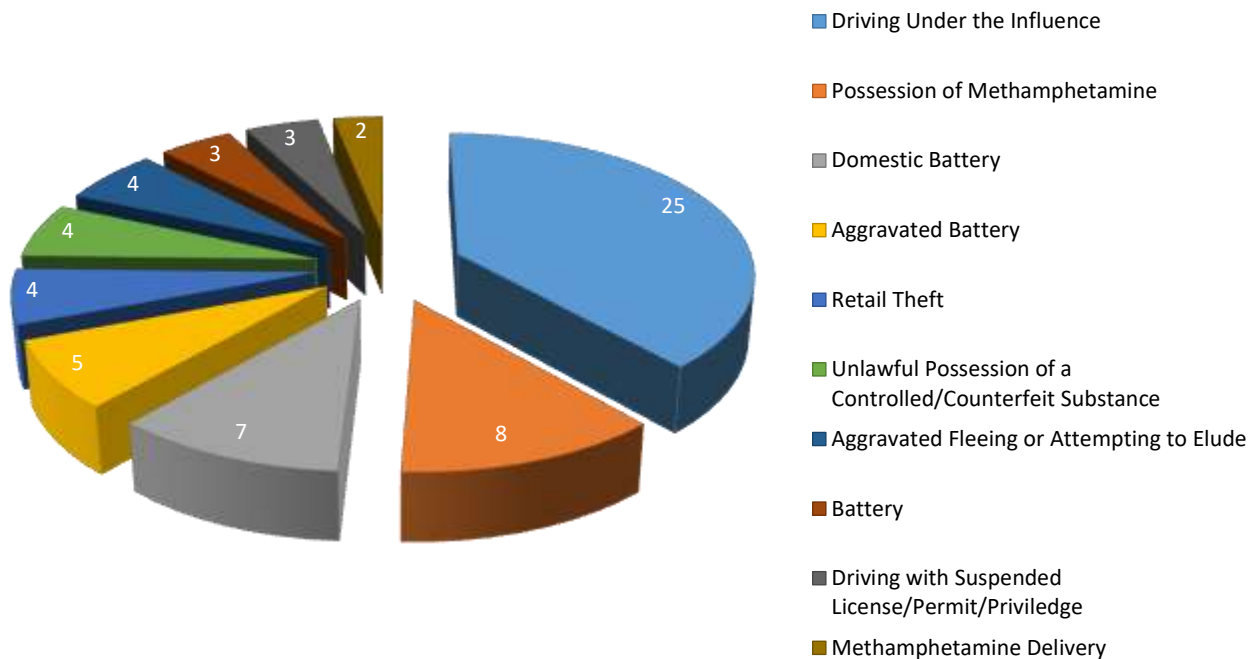
Review Process

Rock Falls Police Department's report does not include a formal review process.

Incidents

Between January 1, 2020, and December 29, 2020, Rock Falls Police Department reports one hundred three (103) incidents leading to one hundred four (104) offenses charged. Below is a snapshot of greatest frequency of offenses charged.

Greatest Frequency of Charges



Department Overview – Rock Island County Sheriff’s Office

Rock Island County Sheriff’s Office has a current inventory of sixty-one (61) cameras with fifty-eight (58) in use. Three (3) additional cameras are used as spares in the event of a camera malfunction. The report does not provide department information.

Technical Issues

Rock Island County Sheriff’s Office reports issues with an internal error and a camera not remaining on. Both cameras were replaced with spare cameras and the inoperable cameras were sent to the vendor for repair.

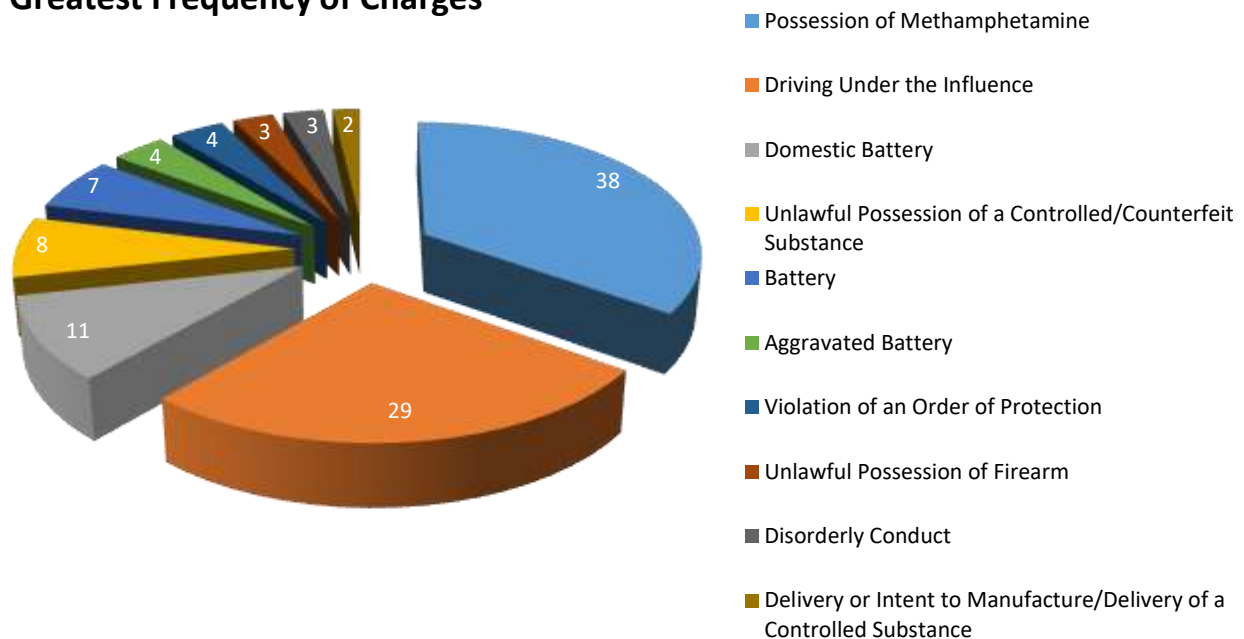
Review Process

Rock Island County Sheriff’s Office supervisors randomly review body worn camera footage of deputies on their shift, as well as anytime there is a use of force incident, squad car accident, pursuit, or an internal/external complaint.

Incidents

Between January 1, 2020, and December 31, 2020, Rock Island County Sheriff’s Office reports one hundred forty-four (144) incidents leading to one hundred forty-six (146) offenses charged. Below is a snapshot of greatest frequency of offenses charged.

Greatest Frequency of Charges



Department Overview – Rockdale Police Department

Rockdale Police Department consists of one (1) full-time police chief, one (1) full-time sergeant, three (3) full-time police officers, one (1) part-time officer, and one (1) part-time administrative assistant who utilize thirteen (13) body worn cameras.

Technical Issues

Rockdale Police Department reports minor technical issues, including battery and user error.

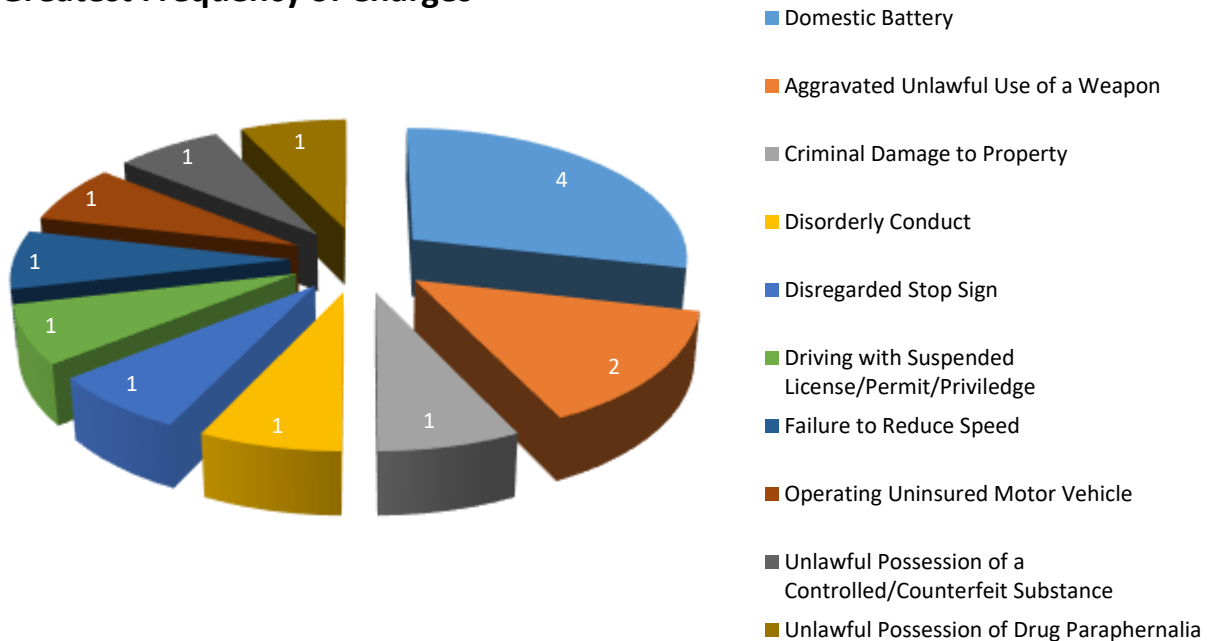
Review Process

Rockdale Police Department supervisors review footage as needed to assist in writing case reports, if a citizen files a complaint, or if there is a use of force incident.

Incidents

Between February 14, 2020, and November 30, 2020, Rockdale Police Department reports eight (8) incidents leading to seventeen (17) offenses charged. Below is a snapshot of greatest frequency of offenses charged.

Greatest Frequency of Charges



Department Overview – Roselle Police Department

Roselle Police Department consists of thirty (30) sworn officers, including six (6) sergeants, twenty (20) patrol officers, two (2) detectives, and two (2) school resource officers, as well as four (4) community service officers, who utilize body worn cameras. The report does not provide body worn camera information.

Technical Issues

Roselle Police Department reports uploading and connectivity issues with the Cradlepoint cellular hotspots. The Department is currently in-testing with FirstNet as an alternative for its mobile network to solve the issue. The Department also experienced issues with connectivity, software bugs, and power switch/activation issues.

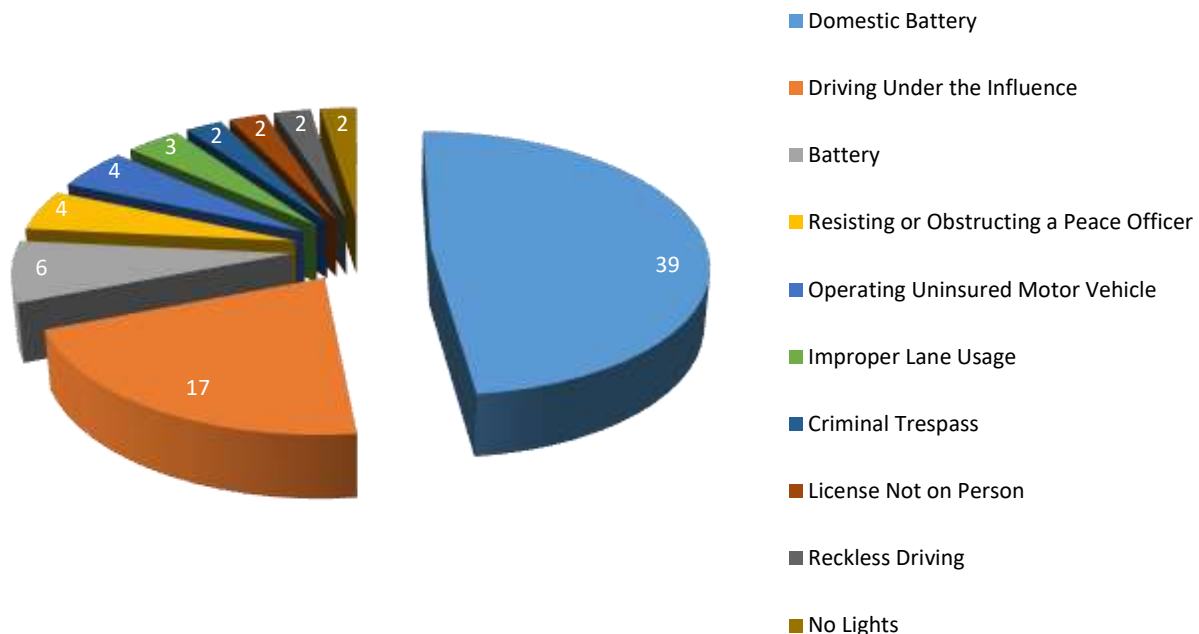
Review Process

Roselle Police Department supervisors review footage to ensure officers utilize body worn cameras in accordance with policy and training. Supervisors randomly review at least two (2) body worn camera recordings per subordinate and document their review, which is forwarded to the body worn camera program administrator. Areas where additional guidance or training is required are identified after reviewing camera footage. Supervisors do not review recordings to search for violations of policy or law not related to a specific complaint or incident.

Incidents

Between January 2, 2020, and December 7, 2020, Roselle Police Department reports forty-two (42) incidents leading to one hundred eight (108) offenses charged. Below is a snapshot of greatest frequency of offenses charged.

Greatest Frequency of Charges



Department Overview – Silvis Police Department

Silvis Police Department utilizes nineteen (19) body worn cameras. Seventeen (17) are assigned to officers and two (2) are used as spare cameras. The report does not provide department information.

Technical Issues

Silvis Police Department reports connectivity and docking station charging issues.

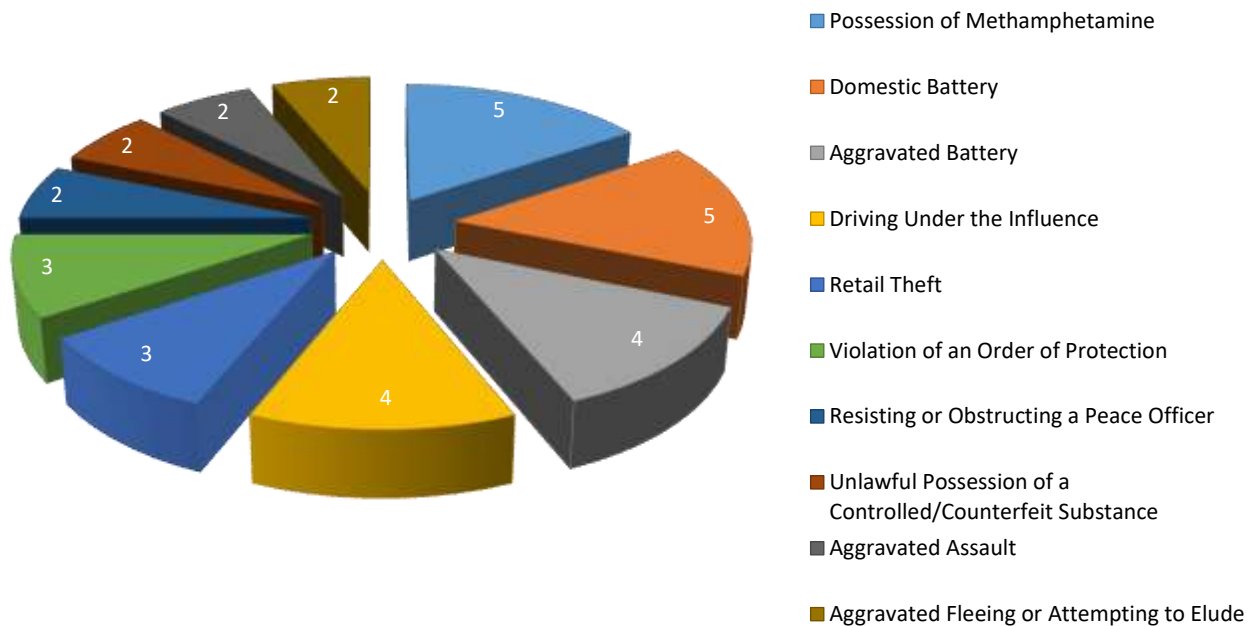
Review Process

Silvis Police Department supervisors review one (1) recorded video for each officer assigned to their shift/unit to ensure the body worn camera is being utilized. Once the recorded video is reviewed, the supervisor documents the review in the notes section provided by Evidence.com.

Incidents

Between January 14, 2020, and November 29, 2020, Silvis Police Department reports forty-three (43) incidents leading to forty-three (43) offenses charged. Below is a snapshot of greatest frequency of offenses charged.

Greatest Frequency of Charges



Department Overview – South Jacksonville Police Department

South Jacksonville Police Department consists of four (4) full-time officers, four (4) part-time officers, and a chief who utilize six (6) body worn cameras. Currently, three (3) full-time officers utilize body worn cameras, and part-time officers share one (1) body worn camera during their shift.

Technical Issues

South Jacksonville Police Department reports issues with the camera battery maintaining a charge.

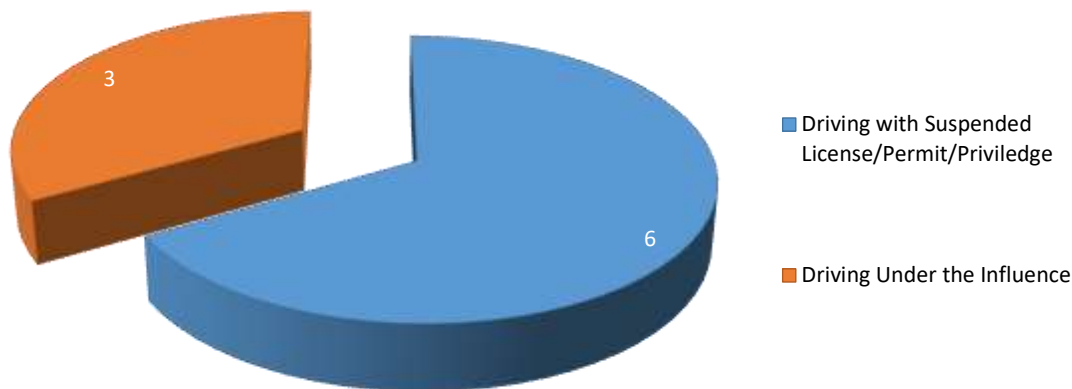
Review Process

South Jacksonville Police Department supervisors review recordings when transferring to digital media for the state's attorney's office and selectively for officer performance.

Incidents

Between February 10, 2020, and November 22, 2020, South Jacksonville Police Department reports nine (9) incidents leading to nine (9) offenses charged. Below is a snapshot of greatest frequency of offenses charged.

Greatest Frequency of Charges



Department Overview – South Suburban Police Department

South Suburban Police Department consists of eighteen (18) officers who utilize ten (10) body worn cameras.

Technical Issues

South Suburban Police Department reports zero (0) technical issues.

Review Process

South Suburban Police Department supervisors review body worn camera footage to ensure officers are in accordance with department policy and training.

Incidents

Between January 1, 2020, and December 31, 2020, South Suburban Police Department reports one (1) incident leading to one (1) offense charged, Trespass to State Supported Land.

Department Overview – Spring Grove Police Department

Spring Grove Police Department utilizes ten (10) body worn cameras for full-time and part-time officers. Full-time officers have their own cameras, while part-time officers share cameras.

Technical Issues

Spring Grove Police Department reports issues with the body worn camera(s) not powering on and recording. Replacing defective cameras or downloading new firmware resolves the issues.

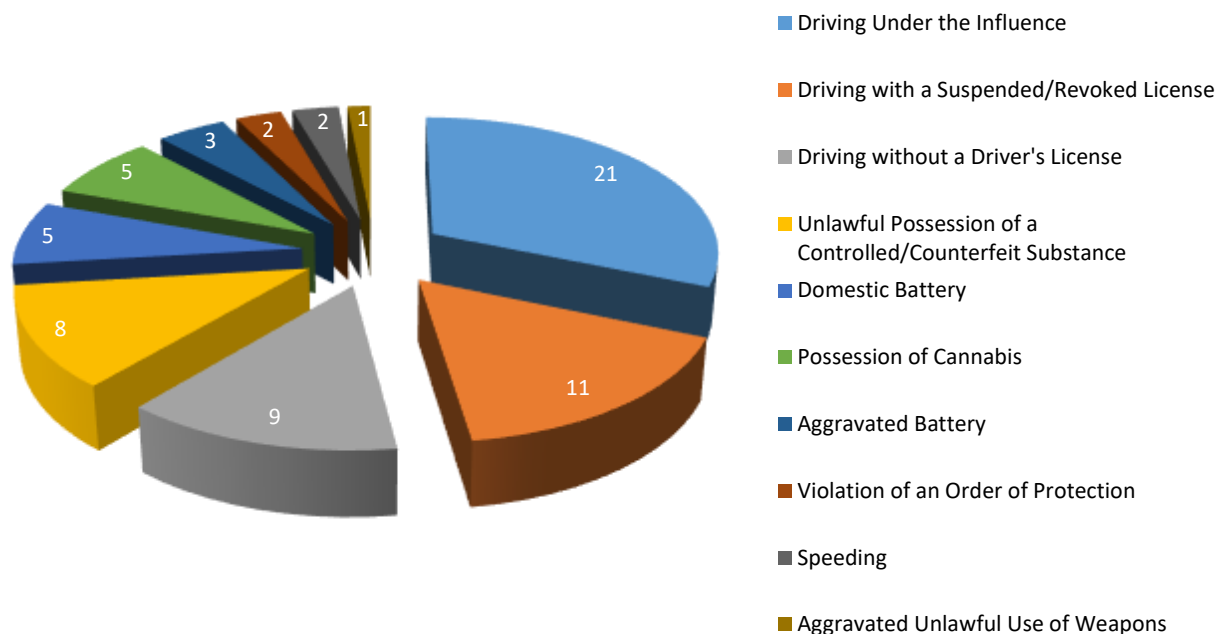
Review Process

Spring Grove Police Department supervisors randomly review body worn camera footage to ensure equipment operates, ensure officers use devices in accordance with policy, and identify areas for training.

Incidents

Between January 7, 2020, and December 13, 2020, Spring Grove Police Department reports sixty-seven (67) incidents leading to sixty-seven (67) offenses charged. Below is a snapshot of greatest frequency of offenses charged.

Greatest Frequency of Charges



Department Overview – Springfield Police Department

Springfield Police Department consists of two hundred twenty-eight (228) sworn officers who utilize one hundred sixty-six (166) Axon Body 3 cameras. The majority of the cameras are assigned to the Operations (Street) Division with several of those cameras being assigned to the Street Crimes Unit.

Technical Issues

Springfield Police Department reports a total of forty-nine (49) issues related to cameras being knocked off the wearer during struggles, and battery depletion. These issues have been addressed by a change in mounting systems and providing power cables.

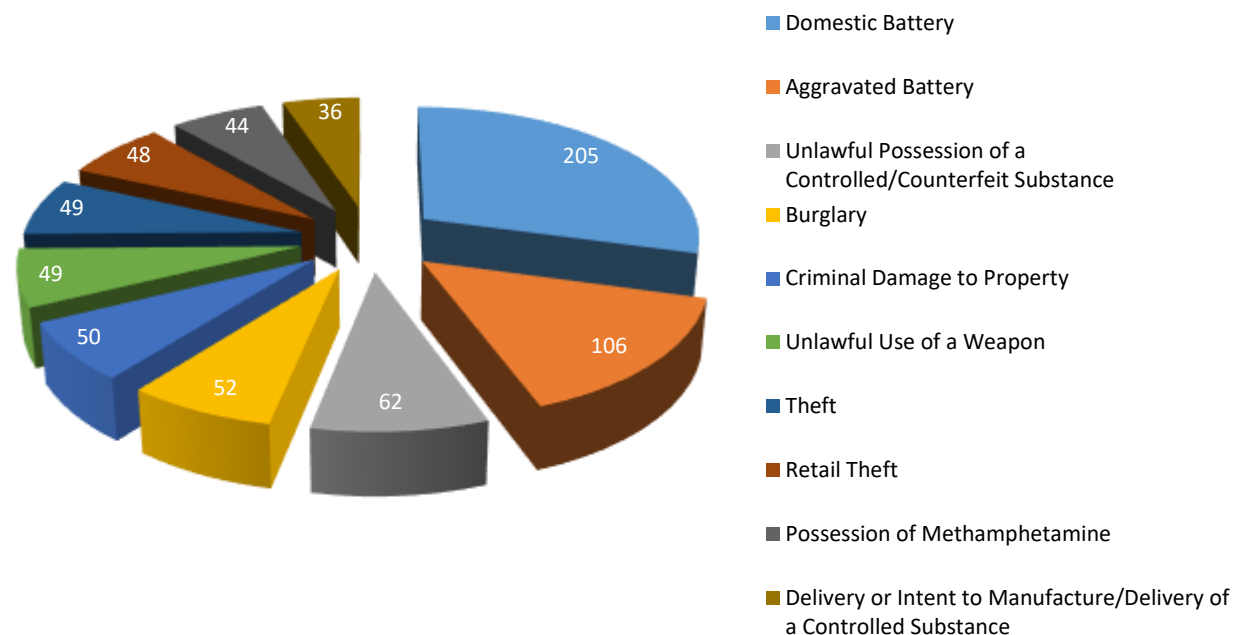
Review Process

Springfield Police Department supervisors review at least four (4) random videos for every officer issued a camera by their platoon/section supervisor every month. All use of force incidents that involve more than simple handcuffing or prisoner escort are also reviewed by a supervisor when applicable.

Incidents

Between January 1, 2020, and December 31, 2020, Springfield Police Department reports seven hundred ninety-nine (799) incidents leading to one thousand two hundred eighty-eight (1,288) offenses charged. Below is a snapshot of greatest frequency of offenses charged.

Greatest Frequency of Charges



Department Overview – Taylorville Police Department

Taylorville Police Department's report does not provide department or body worn camera information.

Technical Issues

Taylorville Police Department reports zero (0) technical issues.

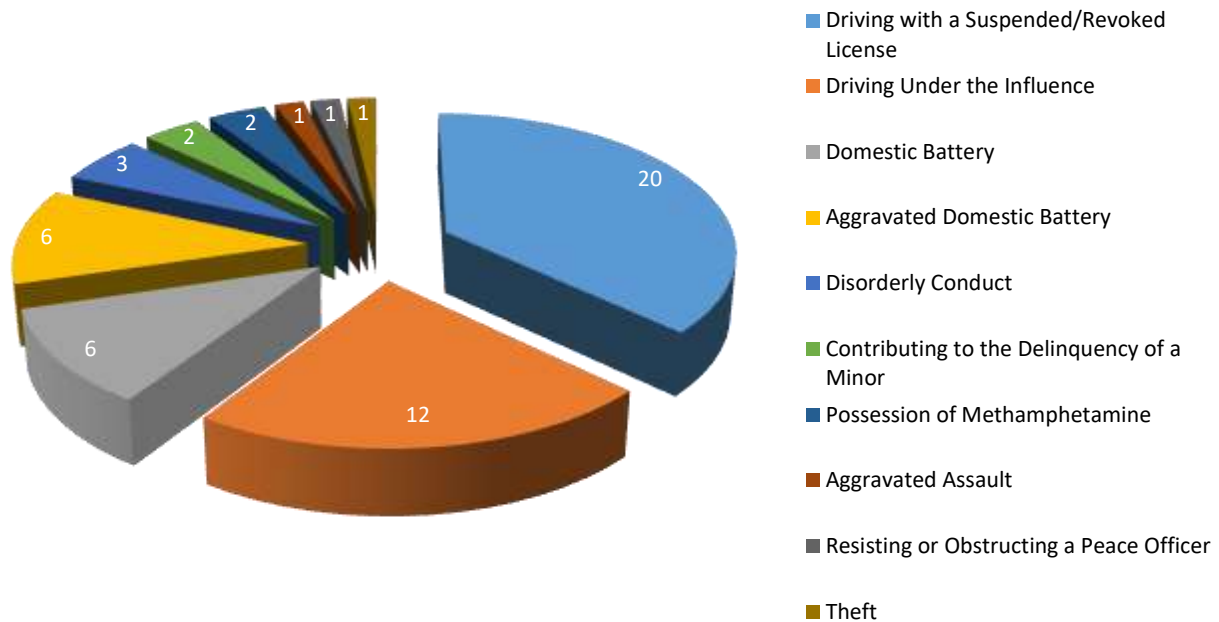
Review Process

Taylorville Police Department's report does not include a formal review process.

Incidents

Between January 3, 2020, and December 31, 2020, Taylorville Police Department reports eighty-seven (87) incidents leading to eighty-seven (87) offenses charged. Below is a snapshot of greatest frequency of offenses charged.

Greatest Frequency of Charges



Department Overview – Tolono Police Department

Tolono Police Department consists of three (3) full-time officers and three (3) part-time officers who utilize six (6) body worn cameras.

Technical Issues

Tolono Police Department reports issues with categorizing and labeling videos after the vendor performed a system update; the issue was corrected.

Review Process

Tolono Police Department Chief and Deputy Chief review recordings to ensure cameras operate, ensure officers appropriately use devices, and to identify areas for training or guidance. Officers are expected to follow body worn camera usage set forth by 50 ILCS 706/10 and Tolono Police Department policy.

Incidents

Between August 12, 2020, and December 31, 2020, Tolono Police Department reports three (3) incidents leading to two (2) offenses charged, which are two (2) Driving Under the Influence offenses.

Department Overview – Union County Sheriff’s Office

Union County Sheriff’s Office utilizes eight (8) cameras by eight (8) deputies. The report does not provide department information.

Technical Issues

Union County Sheriff’s Office reports batteries not charging and downloading issues.

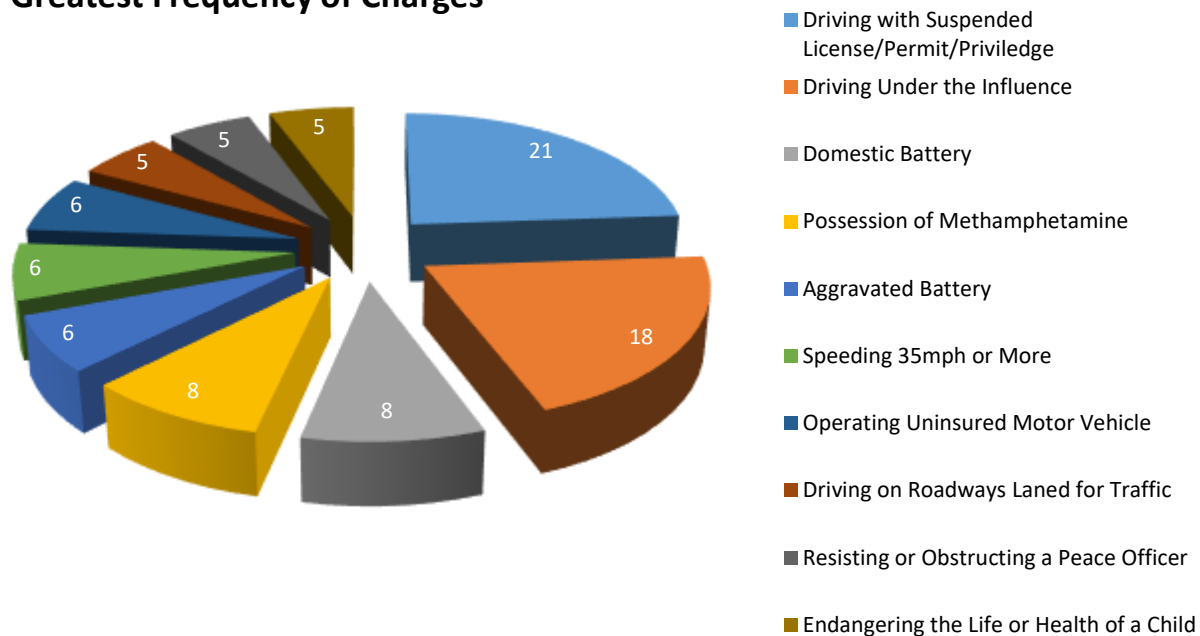
Review Process

Union County Sheriff’s Office supervisors with the Office of the Union County Sheriff review camera footage and document the date, time, and reason for review at least once every six (6) months.

Incidents

Between January 1, 2020, and December 31, 2020, Union County Sheriff’s Office reports ninety-seven (97) incidents leading to one hundred sixty-nine (169) offenses charged. Below is a snapshot of greatest frequency of offenses charged.

Greatest Frequency of Charges



Department Overview – University of Illinois at Chicago Police Department

University of Illinois at Chicago Police Department consists of one hundred fifty-one (151) employees, seventy-six (76) are sworn police officers. The Department utilizes seventy-nine (79) body worn cameras.

Technical Issues

University of Illinois at Chicago Police Department reports a few issues with select body worn cameras not charging or connecting correctly.

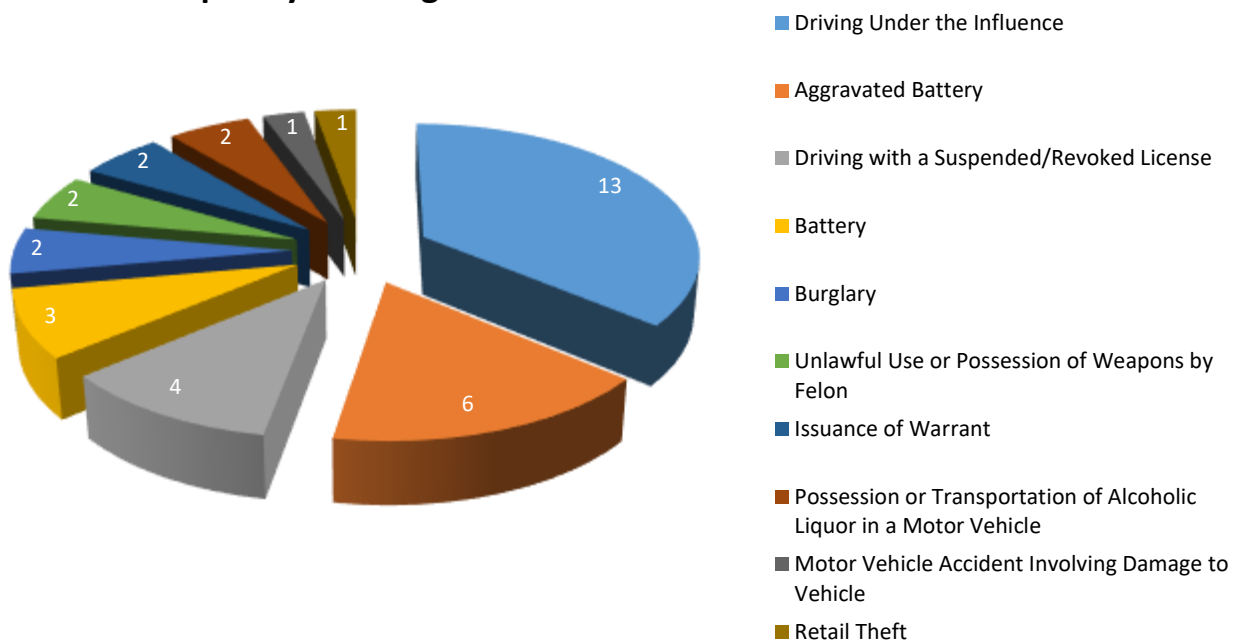
Review Process

University of Illinois at Chicago Police Department supervisors may review any mandatory flagged video. This review will be documented in the narrative of the appropriate departmental memo. The recording officer and his or her supervisor may access and review recordings prior to completing incident reports or other documentation, provided that the officer or his/her supervisor discloses that fact in the report or documentation.

Incidents

Between January 21, 2020, and December 21, 2020, University of Illinois at Chicago Police Department reports twenty-three (23) incidents leading to fifty-five (55) offenses charged. Below is a snapshot of greatest frequency of offenses charged.

Greatest Frequency of Charges



Department Overview – University of Illinois at Urbana Police Department

University of Illinois at Urbana Police Department consists of seventy-three (73) sworn police officers who utilize seventy-five (75) body worn cameras.

Technical Issues

University of Illinois at Urbana Police Department reports zero (0) technical issues.

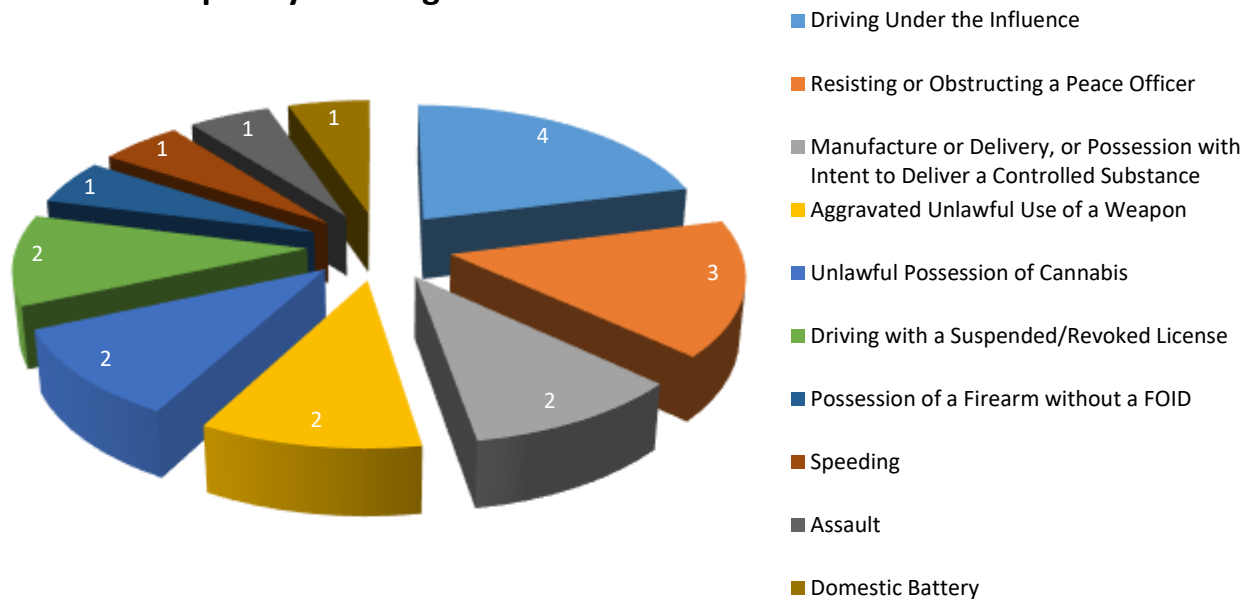
Review Process

University of Illinois at Urbana Police Department supervisors review camera footage monthly and review footage after arrests and use of force incidents.

Incidents

Between January 3, 2020, and November 10, 2020, University of Illinois at Urbana Police Department reports twenty-five (25) incidents leading to twenty-five (25) offenses charged. Below is a snapshot of greatest frequency of offenses charged.

Greatest Frequency of Charges



Department Overview – Urbana Police Department

Urbana Police Department consists of fifty-eight (58) sworn police officers who utilize sixty (60) body worn cameras.

Technical Issues

Urbana Police Department reports four (4) cameras failing after exposure to copious amounts of rain; Watch Guard replaces impacted cameras under warranty.

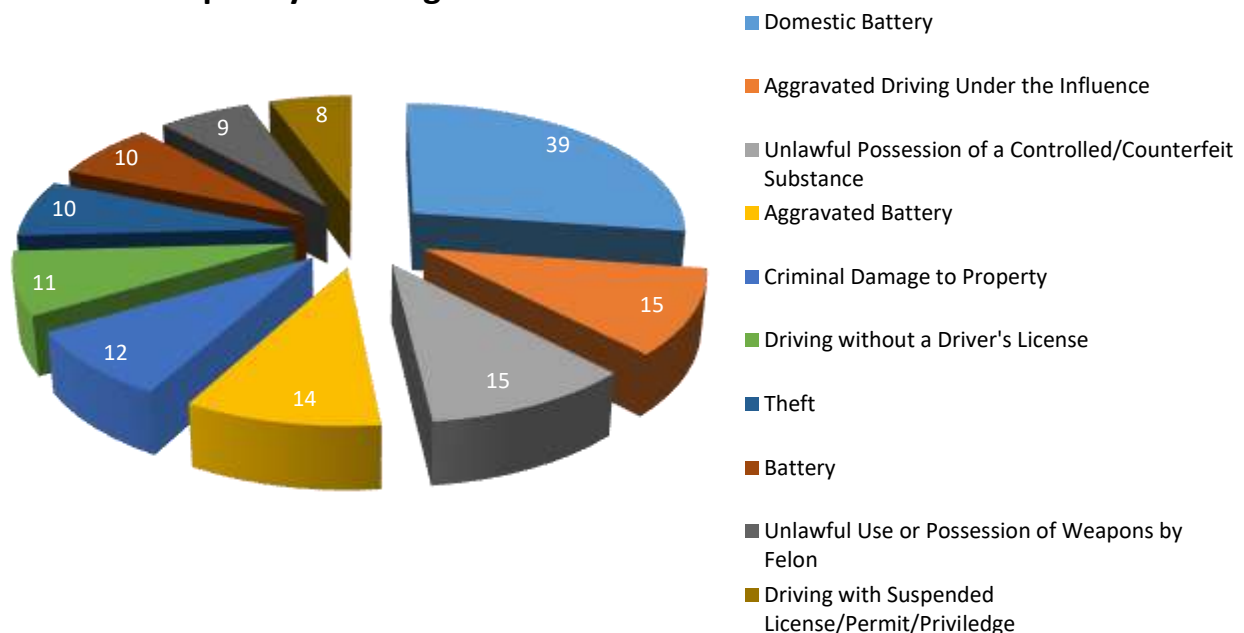
Review Process

Urbana Police Department Monitoring Sergeant reviews at least one (1) randomly selected file a month and command staff may periodically review records. Sergeants and command review the records to ensure officer compliance to policy, identify training needs, recognize exemplary officer performance, complete citizen complaint investigations, and/or to fulfill FOIA requests.

Incidents

Between January 17, 2020, and December 31, 2020, Urbana Police Department reports one hundred forty-nine (149) incidents leading to two hundred thirty-seven (237) offenses charged. Below is a snapshot of greatest frequency of offenses charged.

Greatest Frequency of Charges



Department Overview – Wayne County Sheriff’s Office

Wayne County Sheriff’s Office utilizes six (6) Axon Body 2 Body Worn Cameras. The report does not provide department information.

Technical Issues

Wayne County Sheriff’s Office reports numerous technical issues, none of which are specified. Due to the numerous technical issues experienced over time, all cameras were replaced on 12/2/2020.

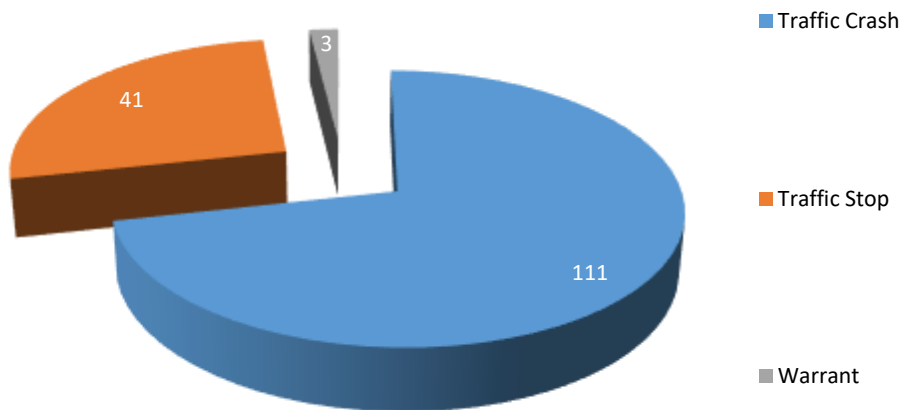
Review Process

Wayne County Sheriff’s Office supervisors review footage whenever there is an incident report or citation and there is a possibility of the incident being flagged. Spot checks of footage are done on a regular basis.

Incidents

Between January 1, 2020, and December 31, 2020, Wayne County Sheriff’s Office reports one hundred eighty-six (186) incidents leading to one hundred fifty-five (155) offenses charged. Below is a snapshot of greatest frequency of offenses charged.

Greatest Frequency of Charges



Department Overview – West Chicago Police Department

West Chicago Police Department consists of forty-three (43) sworn officers who utilize forty-four (44) body worn cameras. The West Chicago Police Department initially prioritized officer body worn camera deployment in the patrol unit; investigators have since been provided with cameras. All sworn personnel utilize body worn cameras when on the street.

Technical Issues

West Chicago Police Department reports issues with two (2) cameras constantly recording, yet not saving the data. The cameras were sent back to Axon for repair.

Review Process

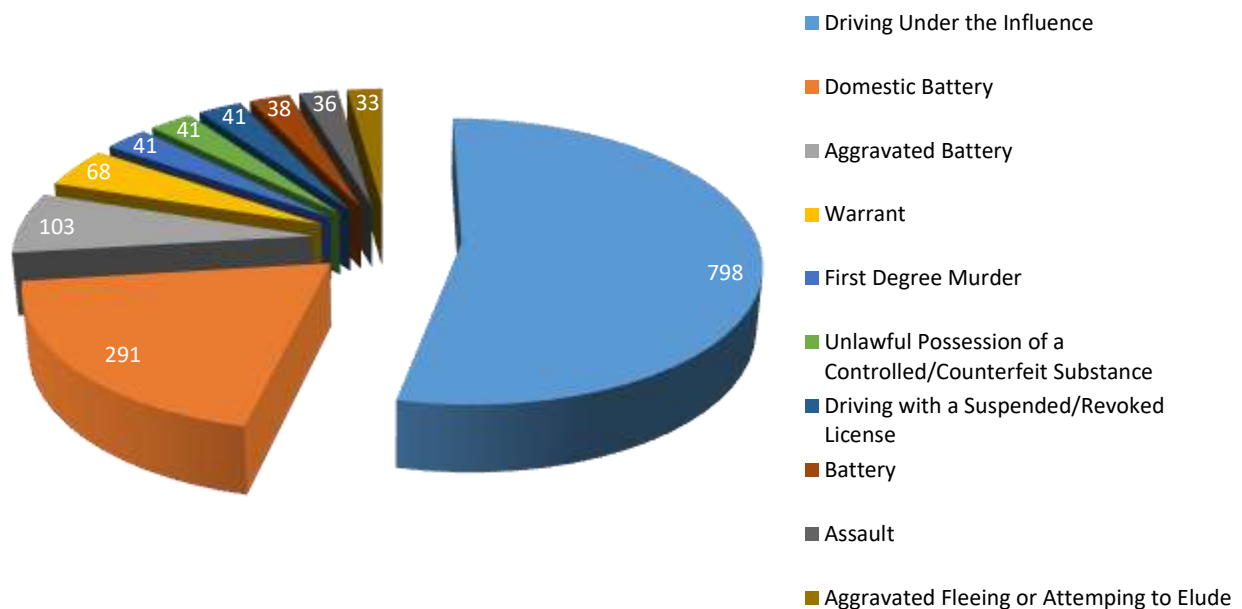
West Chicago Police Department supervisors review body worn camera footage to ensure officers correctly assign footage; officers investigate missing, lost, or damaged body worn cameras; and officers document when they review footage prior to writing an arrest report.

Shift supervisors review ten (10) random recordings a month to ensure officers use body worn cameras in compliance with West Chicago Police Department policy and procedures.

Incidents

Between January 1, 2020, and December 31, 2020, West Chicago Police Department reports eight hundred eighty (880) incidents leading to one thousand four hundred thirty-one (1,431) offenses charged. Below is a snapshot of greatest frequency of offenses charged.

Greatest Frequency of Charges



Department Overview – West Dundee Police Department

West Dundee Police Department utilizes twenty (20) Axon Body Worn Cameras. In June of 2019 the West Dundee Police Department began their deployment of the body worn cameras. Members of patrol, administration, traffic, and the school resource officer are assigned body worn cameras.

Technical Issues

West Dundee Police Department reports zero (0) technical issues.

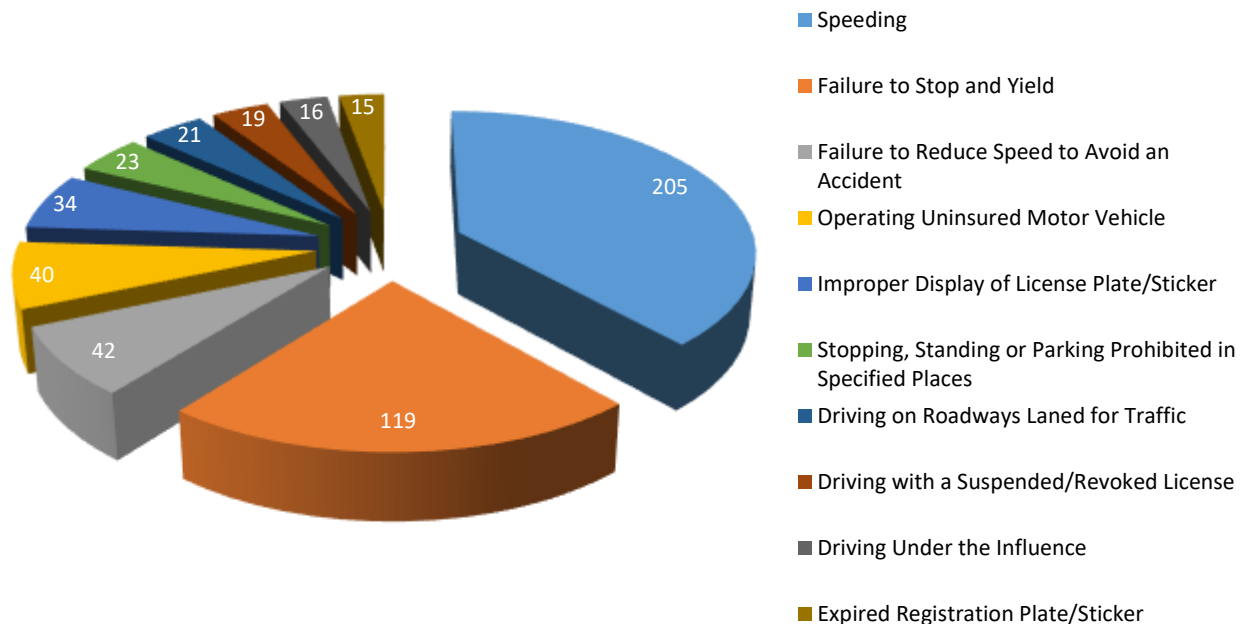
Review Process

West Dundee Police Department supervisors review only those recordings necessary and relevant to their investigative scope when a critical incident occurs. The supervisor is responsible for forwarding the information via the chain of command. Not less than once every thirty (30) days, sergeants shall ensure an appropriate sampling of body worn camera recordings pertaining to the work groups under their command are reviewed. Recordings are reviewed when: a formal or informal complaint of misconduct has been made, the encounter on the recording could result in a formal investigation under the Uniform Peace Officer's Act, a use of force incident occurred, and/or as corroboration or other evidence of misconduct.

Incidents

Between January 1, 2020, and December 31, 2020, West Dundee Police Department reports six hundred three (603) incidents leading to six hundred three (603) offenses charged. Below is a snapshot of greatest frequency of offenses charged.

Greatest Frequency of Charges



Department Overview – Wood River Police Department

Wood River Police Department consists of nineteen (19) sworn officers who utilize body worn cameras. The report does not provide additional body worn camera information.

Technical Issues

Wood River Police Department reports zero (0) technical issues.

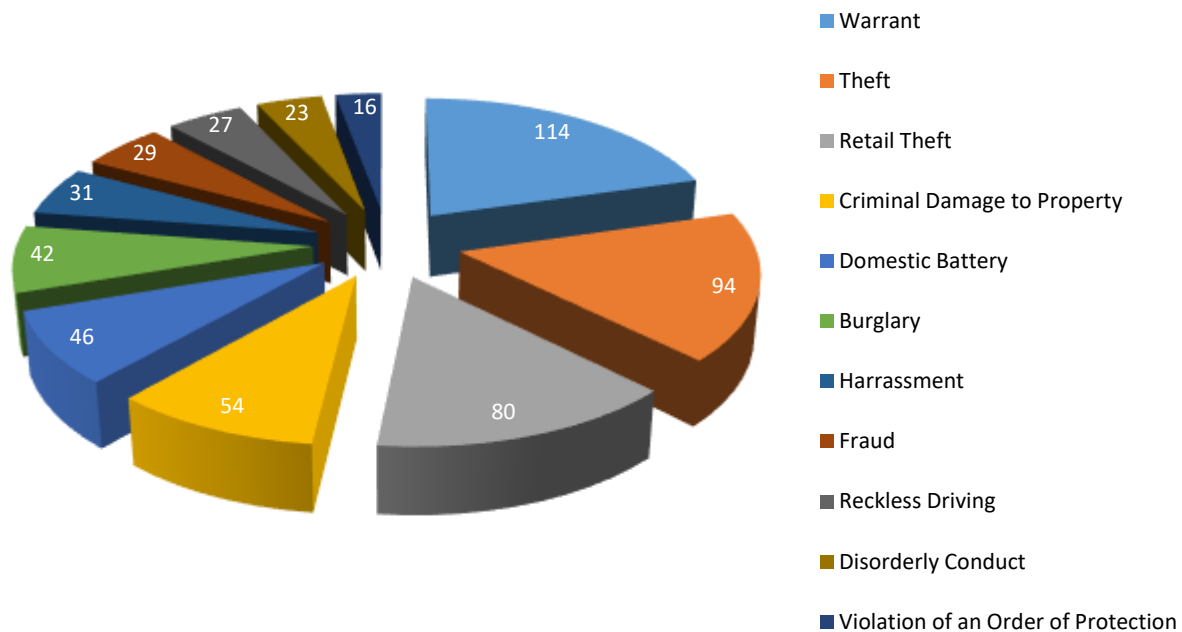
Review Process

Wood River Police Department supervisors review the body camera footage of their officers at their discretion.

Incidents

Between January 1, 2020, and December 31, 2020, Wood River Police Department reports six hundred fifty-two (652) incidents leading to six hundred fifty-two (652) offenses charged. Below is a snapshot of greatest frequency of offenses charged.

Greatest Frequency of Charges



Department Overview – Zion Police Department

Zion Police Department consists of forty-six (46) officers who utilize forty-five (45) body worn cameras.

Technical Issues

Zion Police Department reports zero (0) technical issues.

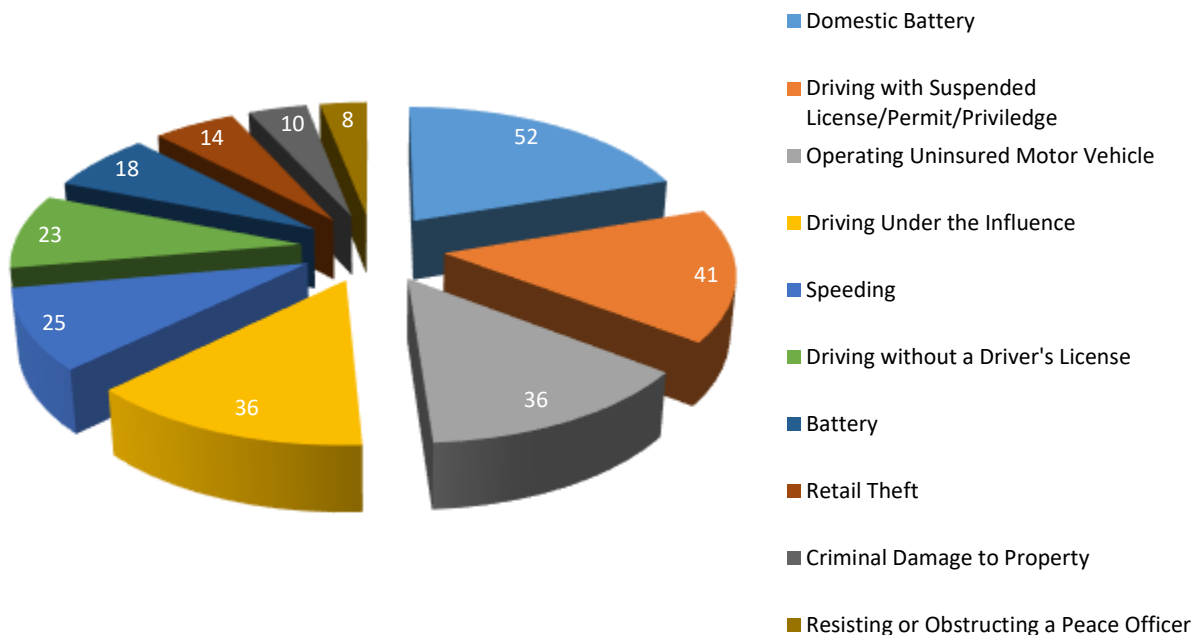
Review Process

Zion Police Department supervisors review body worn camera footage of use of force incidents, police pursuits, and complaints against officers. Supervisors forward any violation to the Chief of Police. Sergeants randomly review body worn camera footage throughout the year to ensure policy compliance and forward serious violations via the chain of command.

Incidents

Between January 1, 2020, and December 31, 2020, Zion Police Department reports four hundred seventy (470) incidents leading to four hundred seventy (470) offenses charged. Below is a snapshot of greatest frequency of offenses charged.

Greatest Frequency of Charges





Keith Calloway, Interim Executive Director
Illinois Law Enforcement Training and Standards Board
4500 South Sixth Street Road
Springfield, IL 62703-6617
(217)782-4540
www.ptb.illinois.gov