

2020 Annual Report



Illinois Correctional Industries

WORKING • TRANSFORMING • SUCCEEDING

MISSION, VISION, AND VALUES

Mission Statement

It is the mission of the Illinois Correctional Industries to enhance public safety and successful offender reentry to society by providing vocational training to offenders in which they obtain valuable job skills and experience while producing quality products and services, and doing so at no cost to the taxpayers of the State of Illinois.

Vision Statement

It is the vision of the Illinois Correctional Industries to be a national leader in the field of corrections based industry programs by being a self-sufficient program that positively impacts offender's lives, reduces recidivism and provides for a safer Illinois.

ICI Values

Reentry: We recognize the value of vocational training for offenders in that it assists them in their re-entry into society by increasing their chances of a gainful attachment to the workforce therefore reducing the likelihood of re-offending.

Safety: We improve the security of correctional facilities by providing effective programming to occupy and employ inmates in a goal orientated environment.

Partnerships: We build alliances with our customers, vendors and Illinois businesses which allow our quality products and training to evolve with the market place and the needs of our stakeholders.

People: We strive to create a learning and team environment which recognizes and respects the commitment of our employees and the inmates we train, the products we make and the State we serve.



TABLE OF CONTENTS

Message From Director	2
Report to General Assembly	3
ICI Shop Locations	4
Offender Program Assignments	5
Production & Recycling Service Reports	6-8
Appropriations	9
Sales & Receipts by Customer Type	10-11
Sales of Finished Goods & Services	12
Statement of Net Position	13
Statement of Cash Flow	14
Statement of Revenues, Expenses & Changes in Net Position	15
Our Team	16-17

MESSAGE FROM THE DIRECTOR

With the utmost respect and sincere gratitude, thank you to all of those who support Illinois Correctional Industries (ICI). Everyone from the customers, to the vendors and on to the employees have all been an important part in our enterprise and the successes achieved. Your thoughtfulness, dedication and patience are all keys to achieving positive outcomes and high marks for this program. We are more than a network of factories that make things. We are a team that has built a network of job training curriculums aimed at helping offenders attain jobs with living wages upon release and a gateway for state agencies and customers to purchase the resources needed for their operations.

Over the course of Fiscal Year 2020 ICI employed 111 full-time employees across 17 shops. These employees not only helped their shops produce quality goods and services, they also helped generate 99,748 days of earned good conduct credit for the offenders enrolled in the program curriculum. This is an achievement that goes beyond a simple output. It's a true indicator of success for both staff and offenders.

This sort of meaningful employment and programmatic value sits at the cornerstone of the Department's mission. These actions, when combined with other initiatives of the Department, are critical in promoting positive change in offender behavior. The skillset that offenders participating in ICI's curriculum achieve will help to prepare them for a successful reentry back into their community and position the Department for a continued drop in its recidivism rate. ICI's recidivism rate for FY2020 was 20.6%*.

As the Acting Director, these successes are recognized with the highest levels of admiration and pride. For all of those who have participated in the program, no matter at what level, thank you once again. Your dedication and efforts shine through and truly make a difference.

WORKING TRANSFORMING SUCCEEDING

Rob Jeffreys
Acting Director
Illinois Department of Corrections

*Subject to external review.

Illinois Compiled Statutes 730 ILCS 5 Unified Code of Corrections Section 3-12-11

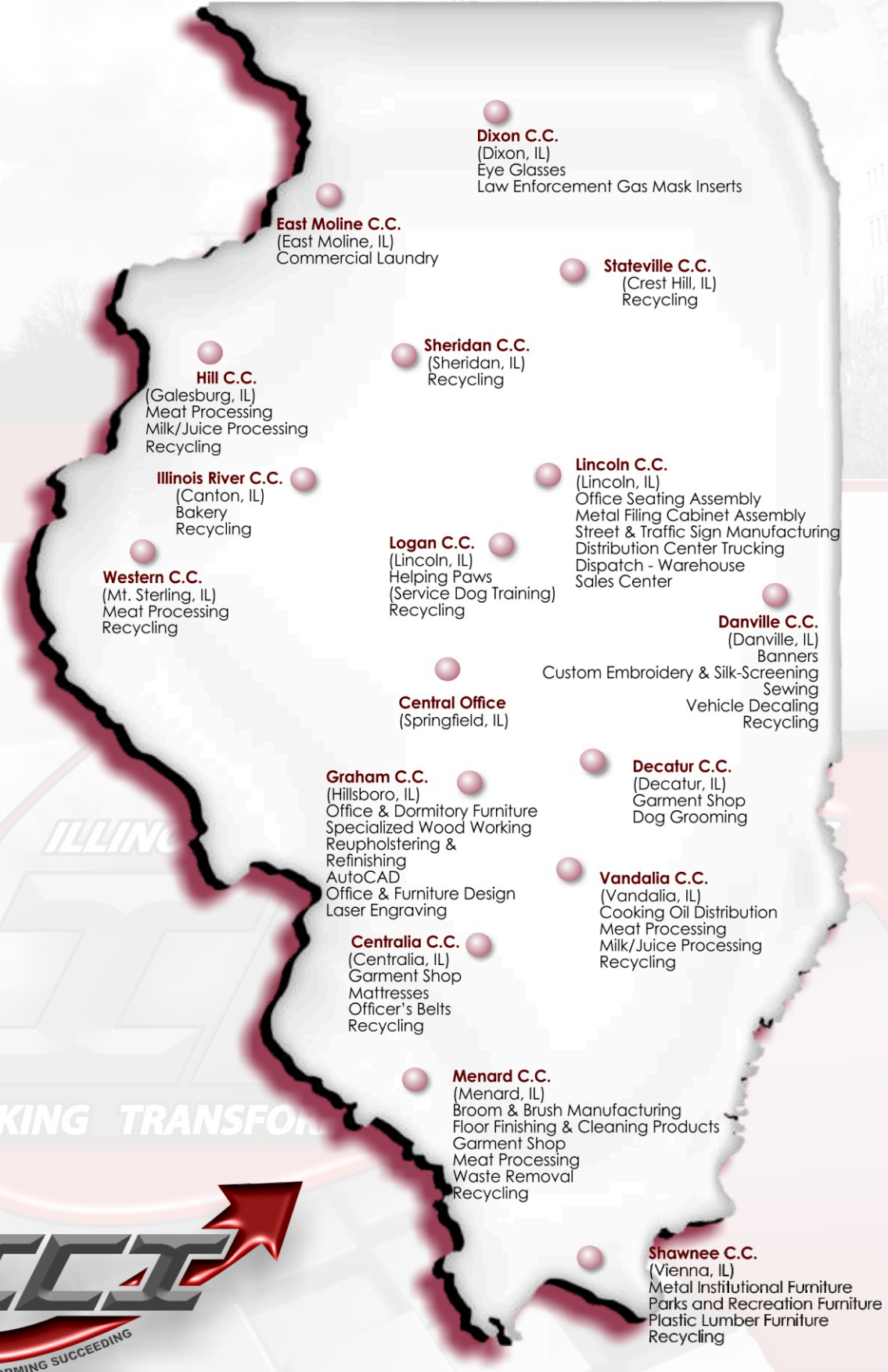
(730 ILCS 5/3-12-11) (from Ch. 38, par. 1003-12-11)

Sec. 3-12-11. Report to the General Assembly. By November 1st of each year, the Department shall furnish to the General Assembly a report with respect to the following factors for the preceding fiscal year:

- (a) A balance sheet;**
- (b) A financial statement, including profit or loss figures;**
- (c) The number and locations of industries;**
- (d) The quantity of each good produced;**
- (e) The cost of materials and labor;**
- (f) Sales and actual receipts, by purchaser and in total;**
- (g) The average length of time between the receipt or orders and delivery;**
- (h) The average length of time between delivery and receipt of payment;**
- (i) The number of residents employed in each facility and industry, the number or vacancies occurring throughout the year, whether or not they have been subsequently filled, and the reasons for such vacancies; and**
- (j) Beginning on November 1, 1981 recidivism and employment statistics on former resident employees.**



ICI SHOP LOCATIONS



ILLINOIS
WORKING TRANSFORMING



OFFENDER PROGRAM ASSIGNMENTS

FY
20

INDUSTRY	TOTAL POSITIONS AVAILABLE	AVERAGE WORKING	TOTAL PROGRAMMED
Centralia Administration	6	5	10
Centralia Recycling	14	11	23
Centralia Sewing	39	22	31
Danville Administration	5	5	7
Danville Recycling	7	7	7
Danville Silkscreen/Embroidery	43	34	47
Decatur Administration	2	1	1
Decatur Sewing	40	32	32
Decatur Dog Grooming	8	8	8
Dixon Administration	8	8	10
Dixon Optical	65	44	56
East Moline Administration	4	3	6
East Moline Laundry	44	38	62
Graham Administration	4	4	4
Graham Furniture	28	23	35
Graham Mattress	7	5	7
Graham Recycling	2	2	2
Graham Vehicle Repair/State Garage	11	5	9
Hill Administration	5	5	5
Hill Meat Processing	30	29	35
Hill Milk Processing	30	27	31
Hill Recycling	10	10	22
Illinois River Administration	12	10	12
Illinois River Bakery	113	97	123
Illinois River Recycling	16	14	16
Lincoln Furniture	8	2	4
Lincoln Sign Shop	7	2	3
Lincoln Warehouse Administration	1	1	1
Lincoln Warehouse Central Distribution	5	5	7
Logan Helping Paws	84	52	71
Logan Recycling	15	13	23
Menard Broom & Wax	12	9	10
Menard Knit	50	27	29
Menard Meat Processing	15	11	14
Menard Waste Removal/Recycling	28	19	41
Shawnee Administration	6	5	5
Shawnee Dog Program	15	15	15
Shawnee Metal Furniture	25	25	25
Sheridan Recycling	9	10	12
Stateville Recycling	18	18	19
Vandalia Administration	3	2	4
Vandalia Meat Processing	25	22	41
Vandalia Milk/Oil Processing	20	14	24
Vandalia Tails	N/A	N/A	47
Vandalia Recycling	15	10	30
Western Administration	4	4	5
Western Meat Processing	66	40	62
Western Recycling	21	13	27
TOTAL	1,005	768	1,120

PRODUCTION

Centralia

<u>Garment</u>	<u># Produced</u>	<u>Unit</u>
Aprons	300	Each
Boxer Shorts	9,131	Dozen
COVID Gowns	13,824	Each
COVID Masks	57,770	Each
Jumpsuits	3,433	Each
Laundry Bags	119	Each
Mattress Covers	1,652	Each
Offender Pants	18,905	Each
Offender Shirts	22,940	Each
Officer Belts	515	Each
Officer Pants	3,407	Each
Pillow Cases (commissary)	130	Each
Sheets (commissary)	360	Each
Shower Caddies	275	Each
Shower Curtains	348	Each
Women's Pajamas (bottoms)	1,150	Each
Women's Pajamas (tops)	950	Each

Dixon

<u>Optical</u>	<u># Produced</u>	<u>Unit</u>
Eyeglasses	52,805	Each

Graham

<u>Furniture</u>	<u># Produced</u>	<u>Unit</u>
Bag Games	11	Each
Custom Bookcases	28	Each
Custom Built Furniture	506	Each
Hillsboro Furniture	383	Each
Jamestown Office Furniture	1	Each
Legacy Office Furniture	90	Each
Modular Cubes	15	Each
Oak Furniture	165	Each
PPE Face Shields	10,000	Each
Refinish/Reupholstery Furniture	138	Each
Stateville Office Furniture	5	Each

<u>Mattress</u>	<u># Produced</u>	<u>Unit</u>
Mattress, Foam	742	Each
Mattress, Non-Woven Poly Fiber	6,718	Each
Pillows	5,500	Each

<u>Engraving</u>	<u># Produced</u>	<u>Unit</u>
Coaster Sets	13	Each
ISP Presentation Boxes	19	Each
Metal Engraving	22	Each
Name Bars	11	Each
Name Plates/Signage	123	Each
Plaques	147	Each

Danville

<u>Silk Screen & Embroidery</u>	<u># Produced</u>	<u>Unit</u>
Banners/Portfolios/Graphic Design Related Items	12,440	Each
Cadet Coats	1,417	Each
CPR Pouches	1,750	Each
DJJ Staff Polos	2,350	Each
Embroidery Items	10,772	Each
Knights of Columbus Aprons	476	Each
Offender Shirts	17,120	Each
Polo Shirts	3,075	Each
Sewing/Misc. Sewn Items	253	Each
Silk Screened Items	30,686	Each

Decatur

<u>Garment</u>	<u># Produced</u>	<u>Unit</u>
Blue Offender Coats	2,873	Each
Dietary Officer Pants/Shirts White	460	Each
Dietary Pullovers	291	Each
Dietary Toppers w/ Zipper	235	Each
DJJ Staff Uniform Pants	149	Each
Men's Black Pants	268	Each
Men's Dress Out Shirts White	416	Each
MH Observation Blankets	69	Each
MH Observation Smocks	75	Each
Offender Dietary Slacks	50	Each
OPD Coats Red Twill	2	Each
Staff Black Coveralls	16	Each
Uniform Shirts Tan Twill	10	Each
Women's Intake Pullovers Yellow	115	Each
Women's Intake Slacks Yellow	115	Each
Women's Navy Slacks	267	Each
Women's Panties	768	Dozen
Women's Pullovers	477	Each

Hill

<u>Meat Processing</u>	<u># Produced</u>	<u>Unit</u>
Beef	480,170	Lbs.
Chicken	2,092,114	Lbs.
Kosher	1,930	Each
Pork	33,900	Lbs.
Turkey	421,506	Lbs.
Veggie Burger	30,394	Lbs.

<u>Milk Processing</u>	<u># Produced</u>	<u>Unit</u>
5% Juice-5 gallon bag	1,443	Bags
10% Juice-8 oz. carton	758,100	Cartons
100% 4-oz. Juice carton	12,228,750	Cartons
100% 6-oz. Juice carton	419,904	Cartons
100% Juice-5 gallon bag	2,039	Bags
Skim Milk-5 gallon bag	2,389	Bags
Skim Milk-8 oz. Carton	12,924,800	Cartons

PRODUCTION

FY
20

Illinois River

<u>Bakery</u>	<u># Produced</u>	<u>Unit</u>
Bagels Frozen	2,144	Cases
Biscuits Frozen	2,109	Cases
Bread	134,718	Racks
Bread Crumbs	101	Racks
Buns	2,795	Racks
Cookies	20,910	Racks
Donuts	9,597	Racks
Pancakes	18,531	Cases
Pies	1,777	Racks
Sweet Goods	5,330	Racks
Waffles	9,365	Cases

Menard continue

<u>Garment</u>	<u># Produced</u>	<u>Unit</u>
Ammo Bags	15	Each
Fabric Face Masks	19,500	Each
Gym Shorts	418	Each
Hooded Sweatshirts	461	Each
Jail Shirts	203	Each
Knit Caps	3,300	Each
Laundry Bags, Mesh	14,919	Each
Medical Jumpsuits w/Elastic Lined Hoods	200	Each
Offender Pants	12,669	Each
Pillow Cases	30,132	Each
Sheets	34,536	Each
Socks	128,271	Each
Sweatpants	2,152	Each
Sweatshirts	2,306	Each
Tank Tops	2,103	Each
Terry Bibs	5,316	Each
Terry Towels	74,988	Each
Terry Washcloths	30,756	Each
T-Shirts	131,308	Each
Work Release Shirts w/Orange Yolk	546	Each

Menard

<u>Broom, Wax & Soap</u>	<u># Produced</u>	<u>Unit</u>
ARC Cleaner	4,120	Gallon
Brushes - all types	2,308	Each
Buffing Pads (red)	1,280	Each
Burnishing Pads (natural)	1,265	Each
Citral Green	18,445	Gallon
Dish Wash Detergent	8,905	Gallon
Ecco Floor Finish	1,234	Gallon
Floor Duster Refills	76	Each
Grime Buster	1,740	Gallon
Hair & Body Wash Gel	825	Gallon
Hand Sanitizer	1,652	Gallon
Hydrogen Peroxide Multipurpose Cleaner	10,089	Gallon
Liquid Glass Cleaner	1,188	Gallon
Liquid Industrial Cleaner	11,330	Gallon
Liquid Laundry Detergent	37,392	Gallon
Liquid TRU KLENZ Cleaner w/applicator	730	Gallon
Mops-Loop	6,612	Each
Mops-Rayon	48	Each
Mops-Rope	1,152	Each
Neutral Floor Cleaner	3,023	Gallon
PET Empty Spray Bottle	5,984	Each
Plain White Bar Soap, 1.5 oz.	5,500	Cases
Plain White Bar Soap, 3.5 oz	750	Cases
Polishing Pads (white)	2,885	Each
Push Broom Heads (15", 18" & 24")	934	Each
Scrub Pads 5 x 7 (all colors)	33,872	Each
Scrubbing Pads (blue)	370	Each
Sealer	1,885	Gallon
Squeegees (all sizes)	166	Each
Stripper	2,609	Gallon
Stripping Pads (black)	1,880	Each
Sweep Brooms	965	Each
Ultra Floor Finish	3,043	Gallon

<u>Meat Plant</u>	<u># Produced</u>	<u>Unit</u>
Pork	265,312	Lbs.
Turkey/Chicken Products	507,990	Lbs.

<u>Waste Disposal</u>	<u># Produced</u>	<u>Unit</u>
Waste Removal	3,389,926	Lbs.

Lincoln Distribution Center

<u>Central Distribution</u>	<u># Produced</u>	<u>Unit</u>
Items Shipped	53,162	Each
Items Shipped	11,427	Dozen
Items Shipped	7,396	Cases
Additional IDOC PPE Items Shipped	21,849,688	Each

Vandalia

<u>Meat Processing</u>	<u># Produced</u>	<u>Unit</u>
Bologna	95,696	Lbs.
Chicken	841,930	Lbs.
Salami	134,368	Lbs.
Turkey	357,350	Lbs.

<u>Milk Processing</u>	<u># Produced</u>	<u>Unit</u>
Skim Milk-5 gallon bag	54,632	Bags

<u>Vegetable Oil Processing</u>	<u># Produced</u>	<u>Unit</u>
Vegetable Oil-5 gallon bag	20,616	Bags

<u>Spice Processing</u>	<u># Produced</u>	<u>Unit</u>
Spices	126,233	Lbs.

PRODUCTION (cont.)

Western Illinois

<u>Food Processing</u>	<u># Produced</u>	<u>Unit</u>
Beef	348,950	Lbs.
Chicken	1,275,161	Lbs.
Fish	360,000	Lbs.
Turkey	250,056	Lbs.

Shawnee

<u>Metal Furniture</u>	<u># Produced</u>	<u>Unit</u>
Barbeque Grills	81	Each
Bed Plates	26	Each
Beds	80	Each
Benches	34	Each
Boxes	277	Each
Brackets	2,184	Each
Crisis Cell Cages	1	Each
Dumpsters	7	Each
Fire Lockers	58	Each
Fire Rings	94	Each
Fryers for Grills	1	Each
Locker Stands	32	Each
Picnic Tables	116	Each
Refurbishments	169	Each
Signs	123	Each
Specialty Items	91	Each
Stools	22	Each
Tables	32	Each
Trash Cans	1	Each
Van Screens	811	Each

East Moline

<u>Laundry</u>	<u># Produced</u>	<u>Unit</u>
Laundry	1,145,039	Lbs.

Lincoln

<u>Chairs</u>	<u># Produced</u>	<u>Unit</u>
Chairs	316	Each
Chair Parts	30	Each
Chair Repairs	40	Each
File Cabinet	95	Each
Signs	1,785	Each

Recycling Service

<u>Shop</u>	<u># Weight</u>	<u>Unit</u>
Centralia	141,200	Lbs.
Danville	217,922	Lbs.
Hill (+450 Barrels)	424,500	Lbs.
Illinois River	107,745	Lbs.
Logan (+10,880 Pallets)	555,540	Lbs.
Menard (+8,910 Pallets)	1,727,759	Lbs.
Shawnee (+1,217 Pallets)	239,479	Lbs.
Stateville/Sheridan (+2,923 Pallets)	442,033	Lbs.
Vandalia	262,195	Lbs.
Western	562,760	Lbs.

Logan

<u>Helping Paws</u>	<u># Produced</u>	<u>Unit</u>
Dogs Groomed	171	Dogs
Dogs Trained - Service	16	Dogs

<u>Total</u>	<u># Weight</u>	<u>Unit</u>
Total Lbs.	4,681,133	Lbs.
Total Tons	2,341	Tons

APPROPRIATIONS FOR FY20 PASSED BY GENERAL ASSEMBLY

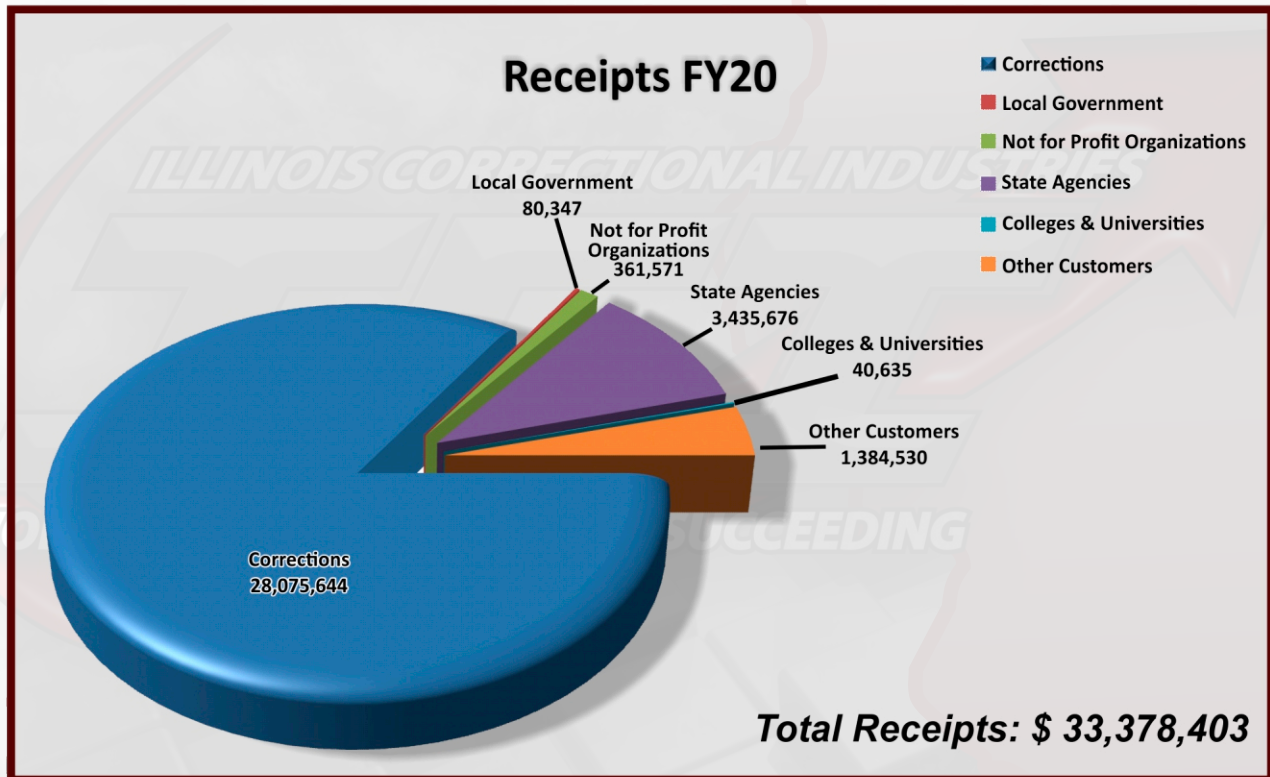
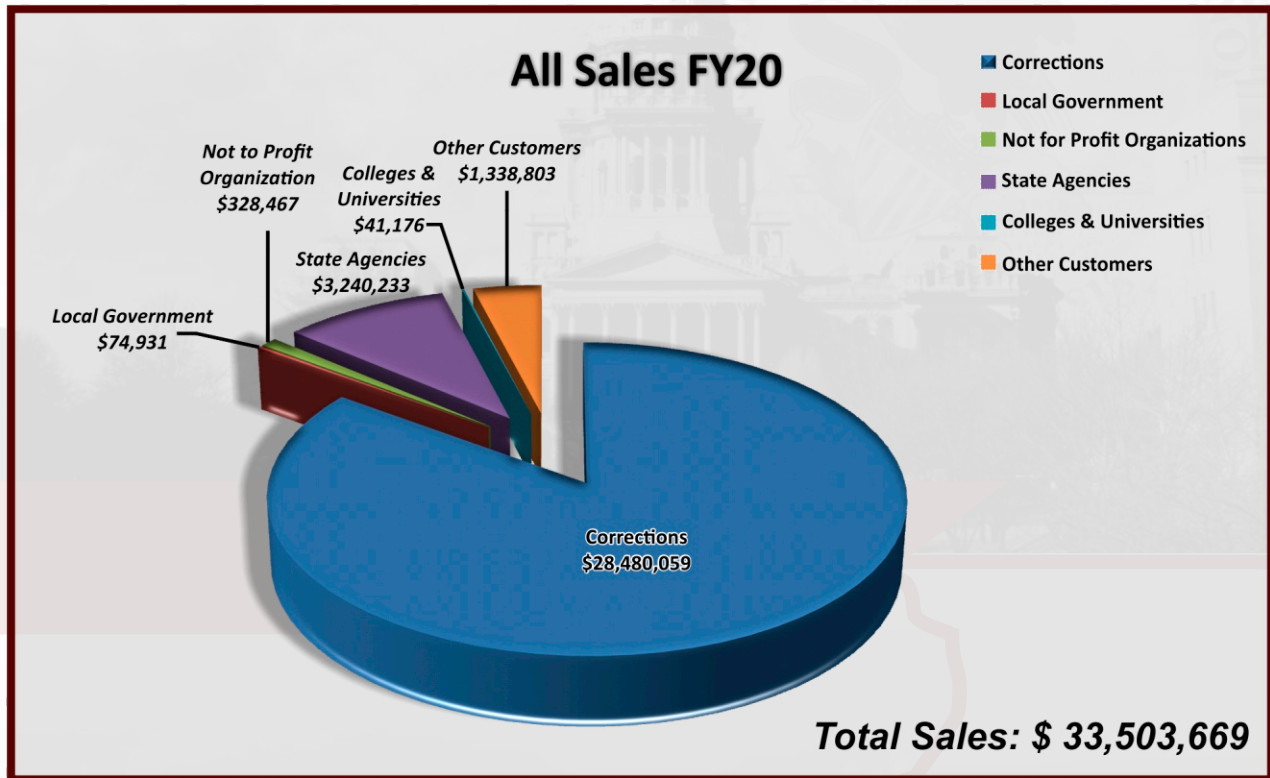
FY
20

The following named amounts, or so much thereof as may be necessary, respectively, are appropriated to the Department of Corrections from the Working Capital Revolving Fund.

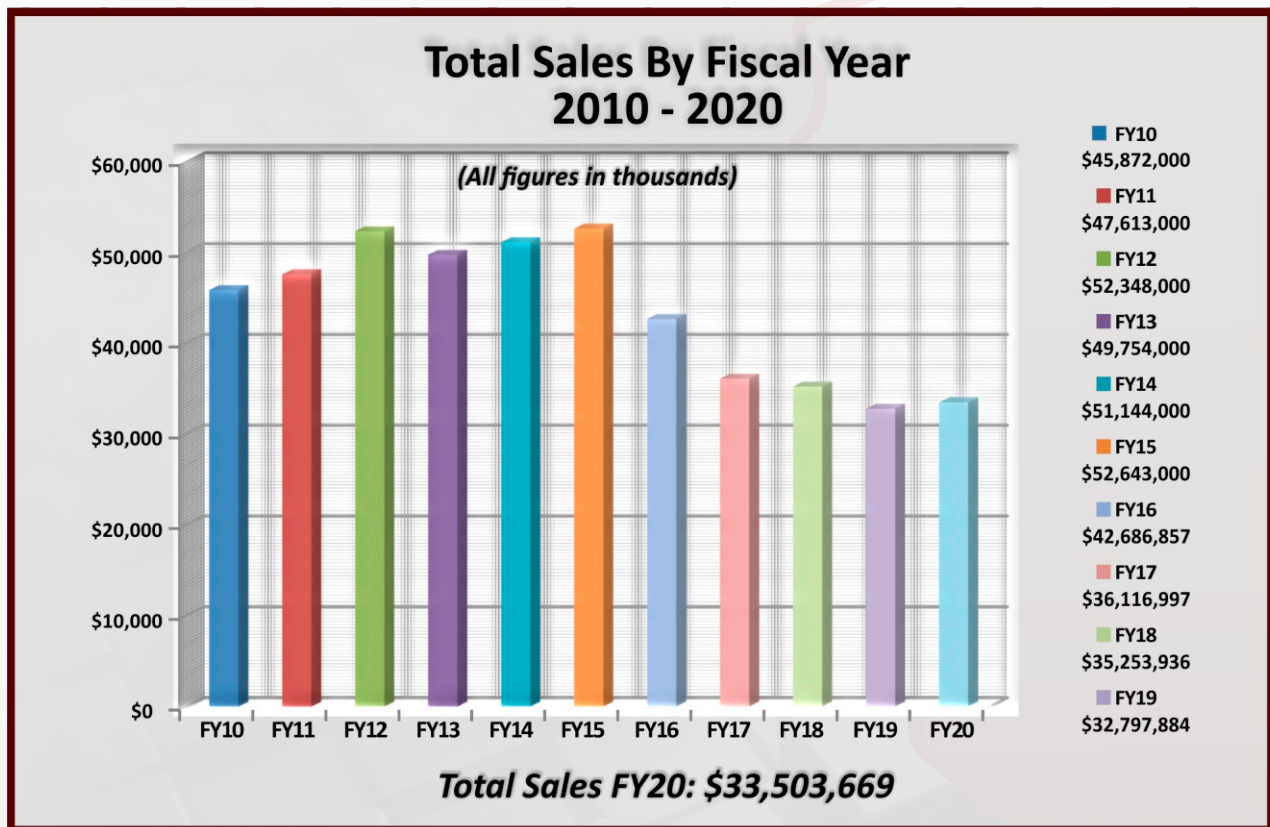
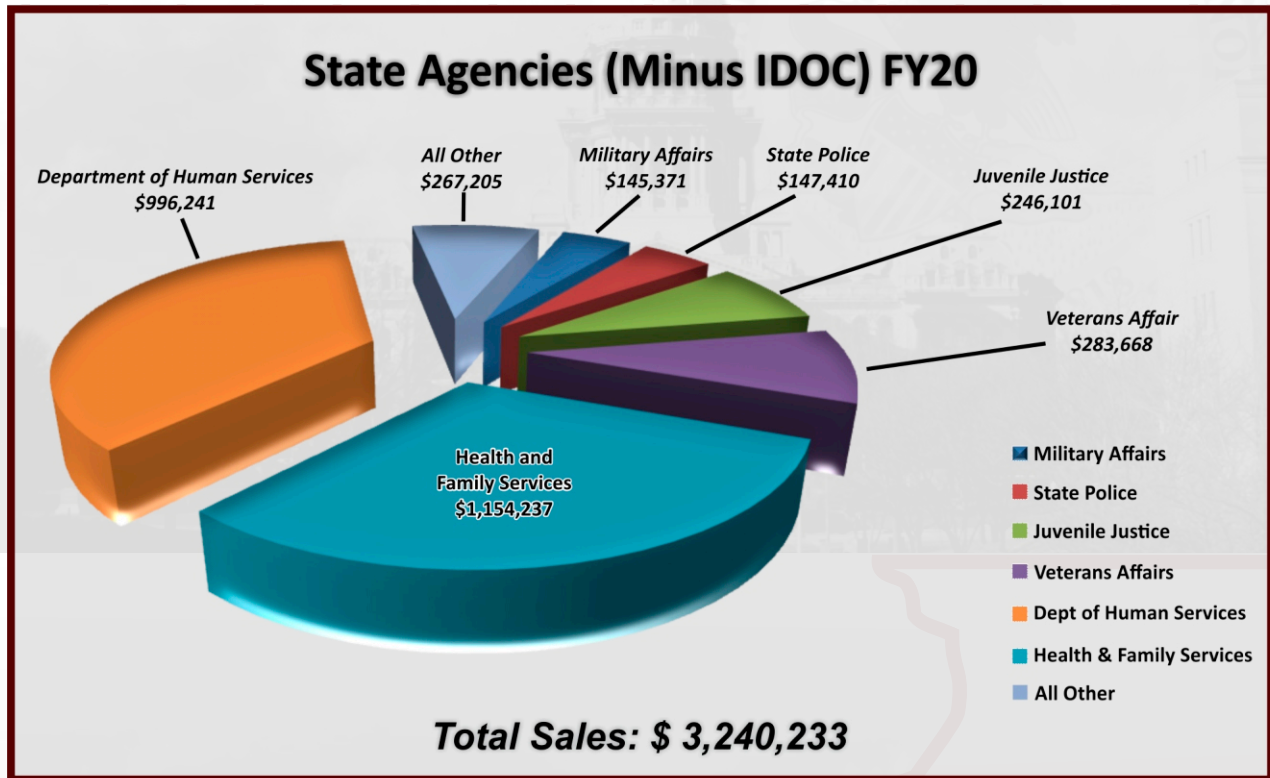
Illinois Correctional Industries

Personal Services	\$9,202,400
Student, Member and Inmate Compensation	\$1,500,000
State Contributions to State Employee's Retirement System	\$4,996,200
State Contributions to Social Security	\$704,000
Group Insurance	\$2,880,000
Contractual Services	\$1,604,000
Travel	\$5,200
Commodities	\$20,999,000
Printing	\$5,900
Equipment	\$2,000,000
Telecommunications Services	\$20,000
Operation of Auto Equipment	\$1,004,100
Green Recycling Initiatives	\$100,000
Prompt Pay Interest	175,000
Repairs, Maintenance and Other Capital Improvements	\$250,000
Refunds	\$5,000
TOTAL	\$45,450,800

SALES AND RECEIPTS BY CUSTOMER TYPE



SALES AND RECEIPTS BY CUSTOMER TYPE



FY20 FINISHED GOODS AND SERVICES

(In dollars)

	<u>Sales</u>	<u>Cost of Materials & Labor</u>	<u>Average Delivery Time</u>		<u>Sales</u>	<u>Cost of Materials & Labor</u>	<u>Average Delivery Time</u>
BAKERY				MEAT/FOOD PROCESSING			
222 Illinois River	\$ 3,515,548	\$ 1,620,985	Once a Week	572 Hill	\$ 4,887,531	\$ 2,825,104	Twice a Month
				477 Menard	\$ 1,948,774	\$ 867,867	Twice a Month
				524 Vandalia	\$ 2,441,964	\$ 1,410,796	Twice a Month
				582 Western	\$ 5,137,958	\$ 2,914,203	Twice a Month
BROOM, WAX AND SOAP				MILK/JUICE PROCESSING			
474 Menard	\$ 1,400,673	\$ 752,601	7 - 10 Days	573 Hill	\$ 5,507,578	\$ 2,817,629	Weekly
				523 Vandalia	\$ 1,654,917	\$ 1,099,859	Weekly
CANINE PROGRAM				OPTICAL			
444 Logan Helping Paws	\$ 6,430	\$ 50,490	N/A	562 Dixon	\$ 1,565,967	\$ 496,795	4 - 8 Days
254 Decatur Dog Grooming	\$ 0	\$ 4,473	N/A				
527 Tails	\$ 0	\$ 5,425	N/A				
594 Prison Pugs	\$ 0	\$ 18,521	N/A				
FURNITURE				SIGN SHOP			
233 Lincoln	\$ 100,442	\$ 98,264	6-8 Weeks	234 Lincoln	\$ 35,664	\$ 17,696	6 - 8 Weeks
432 Graham	\$ 471,122	\$ 256,525	Varies				
GARMENT				SILK SCREENING & EMBROIDERY			
429 Centralia	\$ 727,821	\$ 402,028	30 - 45 Days	554 Danville	\$ 405,267	\$ 292,883	30 - 45 Days
253 Decatur	\$ 231,718	\$ 107,810	30 - 45 Days				
475 Menard	\$ 922,482	\$ 661,007	15 - 30 Days				
LAUNDRY				VEHICLE			
542 East Moline	\$ 594,062	\$ 67,977	Daily	433 Graham	\$ 52,564	\$ 6,557	N/A
MATTRESS				WASTE REMOVAL & RECYCLING			
437 Graham	\$ 519,685	\$ 265,380	4 Weeks	428 Centralia	\$ 3,845	\$ 4,727	Daily
				558 Danville	\$ 6,224	\$ 7,838	Daily
				578 Hill	\$ 9,065	\$ 9,245	Daily
				228 Illinois River	\$ 5,479	\$ 10,081	Daily
				448 Logan	\$ 33,745	\$ 14,020	Daily
				479 Menard	\$ 361,584	\$ 18,242	Daily
				598 Shawnee	\$ 4,755	\$ 3,061	Daily
				518 Stateville/Sheridan	\$ 21,182	\$ 30,349	Daily
				528 Vandalia	\$ 3,173	\$ 9,379	Daily
				588 Western	\$ 8,530	\$ 8,379	Daily
METAL FURNITURE							
592 Shawnee	\$ 281,650	\$ 178,967	Varies				

Note 1: The Production Cost column includes the costs of materials and offender labor associated with the sales.

Note 2: Customer order food and beverage products on a quarterly basis. All deliveries from the food and beverage shops are made within that quarter.

Note 3: Delivery Time - The average length of time between the receipt of orders and delivery.

Note 4: Average length between delivery and receipt of payment is 265 days.

Note 5: N/A = Not applicable - shop does not provide deliveries.

FY20 STATEMENT OF NET POSITION

(All figures in thousands)

FY
20

ASSETS

Current Assets		
Cash	\$	905
Receivables:		
Due from federal government	0	
Due from local government	<u>2</u>	
Intergovernmental receivables, net		2
Other receivables	63	
Allowance for uncollectible other receivables	<u>0</u>	
Other receivables, net		63
Due from other funds (net of \$4 allowance)		35,719
Due from component units		2
Inventories		5,452
Prepaid expenses		<u>0</u>
Total Current Assets		42,143
Noncurrent Assets		
Capital Assets - net		<u>3,036</u>
TOTAL ASSETS	\$	<u>45,179</u>

LIABILITIES & NET POSITION

Current Liabilities		
Accounts payable and accrued liabilities	\$	13,387
Due to the federal & local government		27
Due to other funds		2,572
Due to component units		4
Lease payables		0
Compensated absences		<u>150</u>
Total Current Liabilities		16,140
Noncurrent Liabilities		
Lease payables		0
Compensated absences		<u>751</u>
Total Noncurrent Liabilities		751
TOTAL LIABILITIES		<u>16,891</u>
Net Position		
Net investment in capital assets		3,036
Unrestricted		<u>25,252</u>
TOTAL NET POSITION		<u>28,288</u>
TOTAL LIABILITIES AND NET POSITION	\$	<u>45,179</u>

FY20 STATEMENT OF CASH FLOWS

(All figures in thousands)

Cash Flows From Operating Activities

Cash received from sales and services	\$ 1,247
Cash received from transactions with other funds	31,513
Payments to suppliers for goods and services	(24,135)
Payments to internal service funds	(910)
Payments to employees for services	(7,985)
Cash receipts from other operating activities	637
Net cash provided (used) by operating activities	<u>367</u>

Cash Flows From Noncapital Financing Activities

Prompt pay interest	(688)
Net cash provided (used) by noncapital financing activities	<u>(688)</u>

Cash Flows From Capital and Related Financing Activities

Acquisition of capital assets	(823)
Payments on capital debt	0
Proceeds from the sale of equipment	8
Net cash provided (used) for capital and related financing activities	<u>(815)</u>

Net Increase (Decrease) in Cash

(1,136)

Cash, Beginning of Year

2,041

Cash, End of Year

\$ 905

Reconciliation of Operating Income (Loss) to Net Cash

Provided (Used) by Operating Activities

Operating Income (Loss)

\$ (2,582)

Adjustments to reconcile operating income to net cash provided by

operating activities:

Depreciation	518
Provision for uncollectible accounts	0
Cash receipts from other nonoperating income	637

Changes in assets and liabilities:

(Increase)Decrease Accounts receivable	50
(Increase)Decrease Due from intergovernmental receivables	4
(Increase)Decrease Due from other funds	(215)
(Increase)Decrease Due from component units	21
(Increase)Decrease Inventories	156
(Increase)Decrease Prepaid expenses	0
Increase(Decrease) Accounts payable and accrued expenses	2,000
Increase(Decrease) Intergovernmental payables	0
Increase(Decrease) Due to other funds	(173)
Increase(Decrease) Due to component units	(1)
Increase(Decrease) Other liabilities	<u>(48)</u>

Total adjustments

2,949

Net Cash Provided (Used) by Operating Activities

\$ 367

FY20 STATEMENT OF REVENUES, EXPENSES AND CHANGES IN NET POSITION

FY
20

(All figures in thousands)

Operating Revenues	
Charges for sales and services	\$ 32,864
Total Operating Revenues	<u>32,864</u>
Operating Expenses	
Cost of sales and services	28,496
Selling, general and administrative expenses	6,432
Depreciation	518
Total Operating Expenses	<u>35,446</u>
Operating Income	<u>(2,582)</u>
Nonoperating Revenues	
Other revenues	651
Total Nonoperating Revenues	<u>651</u>
Nonoperating Expenses	
Interest expense	725
Total Nonoperating Expenses	<u>725</u>
Increase (Decrease) in Net Position	<u>(2,656)</u>
Net Position, Beginning of Year	<u>30,944</u>
Net Position, End of Year	<u><u>28,288</u></u>

OUR TEAM FY20

<u>NAME</u>	<u>TITLE</u>	<u>LOCATION</u>
Adams, Doug	PSA/Superintendent	Lincoln Warehouse
Anderson, Robert	Supervisor	Decatur
Atterberry, Jason	Vocational Instructor	IL River
Beckmann, Mark	PSA/Superintendent	Centralia
Bennett, Christopher	Vocational Instructor	IL River
Bone, Jason	Vocational Instructor	Vandalia
Bowen, George	Superintendent	Graham
Bowen, Quinn	Supervisor	Vandalia
Brinkmeier, Tamara	Account Tech II	Dixon
Burleyson, Clint	MEO	Vandalia/Trucking
Burnett, Wanda	PSA/Accounting Mgr	Central Office
Burns, Jeric	Lead Worker	Menard
Camp, Brian	Supervisor	Lincoln
Campbell, Douglas	Lead Worker	Menard
Carey, Jason	MEO	Western/Trucking
Chaddock, Chrystal	Account Tech II	IL River
Cissell, James	MEO	Menard/Trucking
Cosgrove, Michael	Supervisor	Western
Craver, Richard	MEO	IL River/Trucking
Cunningham, Chris	Supervisor	Danville
Daley, Lisa	Account Tech II	Graham
Doerfler, John	Lead Worker	Lincoln
Dooley, Mike	PSA/Superintendent	Decatur
Eichelberger, Joshua	Vocational Instructor	Western
Emmert, Stanley	MEO	East Moline/Trucking
Fickling, Patricia	Account Tech II	Hill
Fisher, Timothy	Lead Worker	Dixon
Fournier, Derek	Lead Worker	Graham
Golder, James	Lead Worker	Centralia
Gray, Daniel	MEO	IL River/Trucking
Halford, Aaron	Laborer	Central Office
Hall, Michael	PSA/Superintendent	Hill
Hammersly, Randall	Vocational Instructor	Shawnee
Hampton, Richard	PSA/Business Development/Marketing Mgr	Central Office
Handley, Blake	Laborer	Central Office
Hansen, Susan	Accounting Supervisor	Central Office
Harper, Jason	Supply Supervisor	Lincoln Warehouse
Harpster, Marshall	Supervisor	Vandalia
Herman, Aimee	Accountant	Central Office
Hermeyer, Jason	Supervisor	Sheridan
Heuer, Shawn	MEO	Menard/Trucking
Hosler, Larry	MEO	Hill/Trucking
Hun, Sitha	SPSA/Chief Financial Mgr	Central Office
Irvin, Randy	Supply Supervisor	Lincoln Warehouse
Kershaw, Jena	Exec Sec I	Central Office
Kline, Brian	Lead Worker	Hill
Klinger, Michelle	Executive I	Dixon
Kowalewski, Jeff	MEO	Lincoln Warehouse/Trucking
Lance, Jason	MEO	Vandalia/Trucking
Lang, Shane	Vocational Instructor	IL River
Lantz, Robert	Lead Worker	Dixon
Lingle, Charles	Vocational Instructor	Shawnee
Long, Brian	MEO	Lincoln Warehouse/Trucking
Luedke, Joseph	Lead Worker	Logan
MacDonald, Lisa	Account Tech II	Lincoln Warehouse

OUR TEAM FY20 (Cont.)

FY
20

<u>NAME</u>	<u>TITLE</u>	<u>LOCATION</u>
Mason, Natalie	PSA/Superintendent	IL River
Mautino, Rich	SPSA/Assistant CEO	Central Office
McCarthy, Brian	MEO	IL River/Trucking
McDonald, Scott	Carpenter	Central Office
Melvin, Christopher	PSA/Superintendent	East Moline
Metzger, William	Lead Worker	Vandalia
Miller, Darius	HR Rep	Central Office
Miller, Mark	Lead Worker	East Moline
Miller, Matthew	Vocational Instructor	IL River
Miller, Steven	Supervisor	Hill
Mills, Richard	Supervisor	Hill
Mims, Theresa	Account Tech II	Central Office
Mulrooney, Shaun	Supervisor	Menard
Nagel, Jamie	Vocational Instructor	Menard
Nelson, Michael	MEO	IL River/Trucking
Newell, Melinda	Vocational Instructor	Western
Ogborn, Kevin	Lead Worker	Hill
Opolka, Dana	PSA/Superintendent	Menard
Orvis, Jennifer	Account Tech II	Danville
Palmer, Jodi	Account Tech II	Shawnee
Patten, David	Lead Worker	Sheridan
Pegram, Dan	MEO	Lincoln Warehouse/Trucking
Phoenix, Fred	MEO	Menard/Trucking
Pogue, Matt	SPSA/Food & Beverage Mgr	Central Office
Presswood, BillieJo	Supervisor	Menard
Presswood, Eric	Supervisor	Menard
Reed, Jody	Vocational Instructor	IL River
Reith, Matthew	Vocational Instructor	IL River
Rhoden, Linda	PSA/Superintendent	Danville
Roberts, Kevin	MEO	IL River/Trucking
Rodriquez, Frederick	Lead Worker	East Moline
Ross, Jason	Lead Worker	Hill
Scanlan, Jennifer	Superintendent	Dixon
Schnicker, Michael	Lead Worker	Menard
Schoenike, Ken	MEO	Hill/Trucking
Scott, Heidi	PSA/Superintendent	Western
Simmers, Eric	Vocational Instructor	IL River
Skafidas, Mike	Supervisor	East Moline
Smith, Meagan	Account Tech II	Western
Spiller, LeeAnn	Account Tech II	Menard
Sporrer, Todd	Laborer	Central Office
Squires, Shayne	Corr Industry Marketing Rep	Central Office
Stephenson, Joel	Vocational Instructor	Western
Sullivan, Nicholas	Vocational Instructor	Menard
Sutherland, Sean	MEO	IL River/Trucking
Swinford, Jason	Lead Worker	Danville
Tinker, Troy	Lead Worker	Vandalia
Wadsworth, Eric	Lead Worker	Dixon
Wallace, Anthony	Vocational Instructor	Hill
Watt, Joseph	MEO	Hill/Trucking
Webb, Brock	Vocational Instructor	Logan
Weigler, Justin	Executive II	Central Office
White, Lynette	Account Tech II	Vandalia
Whitfield, Christopher	Lead Worker	Stateville
Wolf, Tiara	Office Associate	Dixon
Woods, Caleb	MEO	IL River/Trucking



DIGITAL
GRAPHICS

This publication was designed by inmate workers
at Danville ICI's Graphic Design Department

ILLINOIS CORRECTIONAL INDUSTRIES

ICI

WORKING TRANSFORMING SUCCEEDING