



State of Illinois

Board of Higher Education

Fiscal Year 2020

**Higher Education Budget
Recommendations**

Operations, Grants, and Capital
Improvements

Prepared by the Staff to the Illinois Board of Higher Education
December 2018

Fiscal Year 2020 Higher Education Budget Recommendations

TABLE OF CONTENTS

Major Highlights for Fiscal Year 2020 Budget Recommendations17

History and Recommendations Summary Tables20

Table 1: Higher Education Operations and Grants, General Funds20

Table 2: Higher Education Operations and Grants, All Funds21

Table 3: Higher Education Operations and Grants, Other Appropriated Funds.....22

Illinois Higher Education Operations Funding since Fiscal Year 2002.....23

Sector and Agency History and Recommendation Tables.....33

Table 4: Universities Operations and Grants, General Funds33

Table 5: Fiscal Year 2018 Performance Based Funding Set-Aside.....34

Table 6: Community College Operations and Grants, Appropriated Funds.....35

Table 7: Adult Education and Postsecondary Career and Technical Education.....36

Table 8: Illinois Student Assistance Commission37

Table 9: Illinois Mathematics and Science Academy.....38

Table 10: State Universities Civil Service System.....39

Table 11: Illinois Board of Higher Education Operations.....40

Table 12: Illinois Board of Higher Education Grants/Special Initiatives41

Table 13: State Universities Retirement System42

Recommendations and Justification Summary Narrative by Sector.....43

Public Universities43

Community Colleges45

Adult Education and Postsecondary Career and Technical Education.....46

Illinois Student Assistance Commission46

Operations and Outreach46

Monetary Award Program47

AIM HIGH49

Veterans and National Guard Grants.....49

Other ISAC Programs.....51

Illinois Mathematics and Science Academy.....52

State Universities Civil Service System52

Illinois Board of Higher Education Operations.....53

Illinois Board of Higher Education Grants.....54

State Universities Retirement System60

Capital Improvements61

Higher Education Capital: Background.....61

Higher Education Capital Recommendations63

Table 14: Summary of Higher Education Capital Requests and Recommendations.....66

Table 15: Higher Education Capital Improvement Priority List67

Table 16: Fiscal Year 2019 Appropriated and Reappropriated Capital Funding69

Table 17: Capital Renewal Calculation74

Capital Improvement Projects – Institutional Detail75

Additional Supporting Information.....	93
IBHE Statutory Requirements	93
Benefits from Investing in Higher Education	93
Impact of the Budget Impasse and the Danger of a New Impasse	94
Fiscal Year 2020 Recommendations and the <i>Public Agenda</i>	99
Appendix A: Performance Funding.....	101
Appendix B: Glossary of Higher Education Terminology.....	107
Appendix C: Historical Illinois Higher Education Budget Data.....	123
Table C-1: State General Funds Appropriations, 2000-2019	125
Table C-2: Public University Undergraduate Tuition and Fees, 2010-2019	126
Table C-3: Public University Graduate Tuition and Fees, 2010-2019	129
Table C-4: Public University Professional Tuition and Fees, 2011-2019	132
Table C-5: FY 2017 Community College Tuition and Fees by District.....	135
Table C-6: Monetary Award Program (MAP) Award Values, 1995-2018	136
Table C-7: Monetary Award Program (MAP) Number of Awards, 1995-2018.....	137
Appendix D: Pictures of Public University Deferred Maintenance Problems.....	139
Appendix E: Description of Bond Ratings	147

**FISCAL YEAR 2020 HIGHER EDUCATION BUDGET RECOMMENDATIONS
FOR OPERATIONS, GRANTS, AND CAPITAL IMPROVEMENTS**

Submitted for: Action.

Summary: This item recommends approval of the Fiscal Year 2020 Budget Recommendations for higher education operations, grants, and capital improvements. The Fiscal Year 2020 Budget Recommendation is utilizing last year's basic format providing one comprehensive proposal to the Board.

Action Requested: That the Illinois Board of Higher Education approve the Fiscal Year 2020 Budget Recommendations for operations, grants, and capital improvements.

**FISCAL YEAR 2020 HIGHER EDUCATION BUDGET RECOMMENDATIONS
FOR OPERATIONS, GRANTS, AND CAPITAL IMPROVEMENTS**

Major Highlights for Fiscal Year 2020 Budget Recommendations

SUMMARY: The Illinois Board of Higher Education (IBHE) recommends an increase of \$314.2 million in higher education operations funding and supports an additional \$270.8 million needed to cover the amounts certified by the State University Retirement System. We also recommend \$657.1 million for capital renewal plus \$1,433.2 million for regular capital. Significant increases are needed to help address the damage done by the long decline in state support, which covered 72 percent of university costs in Fiscal Year 2002 but just 35 percent in Fiscal Year 2018. Funds are needed to improve affordability, reverse the flow of students out of the state, and build a more competitive Illinois economy. Capital needs also are significant. With almost no funding for maintenance since Fiscal Year 2004, deferred maintenance has grown to \$6.2 billion. Since Fiscal Year 2004 there also has only been one capital building program, in Fiscal Year 2010. As a result, it has not been possible for universities and community colleges to adequately maintain facilities and build new facilities to keep them competitive with institutions in other states and prepare a ready workforce.

- **Public Universities, \$103.0 million** – Concern about college affordability and the out-migration of the best Illinois students, has led to a strong desire to hold down tuition and fees at public universities. However, due to the steep decline in state support for public universities since Fiscal Year 2002, universities have become highly dependent on tuition revenue. If inflation continues to run at 2.6 percent it will take a 7.4 percent increase in state appropriations for universities to maintain their buying power without increasing tuition. Universities need additional funding to keep pace with inflation and to attract and educate the students the state needs to fuel the economy of the future.
- **Community Colleges and Adult Education, \$25.3 million** – Like public universities, community colleges have experienced a long decline in state support which have resulted in significant increases in tuition and fees. Additional funding is needed to keep pace with inflation and to help rebuild after the deep cuts experienced during the budget impasse. IBHE does not recommend an increase in funding for adult education because we are not recommending increases for grant programs which did not experience cuts during the budget impasse.
- **Monetary Award Program (MAP), \$100 million** – There has been a steep decline in what MAP covers. In Fiscal Year 2002 MAP covered 100 percent of the weighted tuition and fees at public universities and it covered all eligible students. In Fiscal Year 2019 the program is only able to cover 31.2 percent of public university weighted tuition and fees and just 43.0 percent of eligible students. Declining coverage has increased the ability of out-of-state institutions to attract Illinois students. It also contributes to qualified students deciding to not attend college at all. A significant funding increase is needed to start rebuilding the program and to help improve educational attainment by reducing achievement gaps by race, ethnicity, and socioeconomic status.

- **AIM HIGH, \$20 million** – AIM HIGH was created in Fiscal Year 2019 as a merit-based scholarship program, crafted by each university to match its students and mission. The intent is to help reverse the flow of students to colleges and universities outside of Illinois and to help attract qualified Illinois students who are choosing to not go to college at all. Additional funding is needed to cover a new set of students and build momentum to achieve the mission of the program.
- **Illinois Veterans Grant (IVG) and Illinois National Guard Grants (ING), \$26.4 million** – Until Fiscal Year 2010 funding was provided to the Illinois Student Assistance Commission (ISAC) to reimburse public universities and community colleges for waivers of tuition and fees for Illinois Veterans and National Guard members as required by law. Partial funding was provided in Fiscal Years 2011 and 2012 but none since then. This is an unfunded mandate on universities and community colleges at a time when other state funding has been declining. Fewer veterans have been availing themselves of this benefit because of a similar federal program passed in the wake of 9/11. Restoring funding to these programs would help universities and community colleges recover from the steep cuts in state funding and also make it financially advantageous to them to more aggressively recruit veterans, which also will draw in more federal funding.
- **Illinois Student Assistance Commission Operations and Outreach, \$6 million** – ISAC operations and support programs have long been supported by federal loan management revenues. However, the federal program changed in 2010 and ISAC no longer services new loans. They have continued to service old loans but federal revenues have fallen sharply. ISAC earned \$25 million in Fiscal Year 2018 and that is expected to be just \$12 million in Fiscal Year 2020. There also is a possibility that the federal government could pull back the remaining loans at any time. ISAC has warned this growing problem for many years. For Fiscal Year 2019 a \$2.0 million appropriation was granted to start covering some of these costs. The additional funds do not represent any new services. It will assure ISAC can continue to provide their current level of services of assistance to students and families.
- **Illinois Financial Assistance Act for Nonpublic Institutions, \$25 million** – This request is to resurrect a previously funded program that rewards Illinois private colleges and universities for serving Illinois students. The intent is to act as another means of stemming the flow of students to other states. This would be a complement to AIM HIGH.
- **State Universities Retirement System (SURS) Pension Contributions, \$270.9 million** – This increase in appropriation is to match the \$1,855,938,000 certified state contribution as required by state law as well as a \$40,302 increase in funding as required under the State Employee Group Insurance Act of 1971 to cover community college retiree health insurance costs.
- **Illinois Mathematics and Science Academy (IMSA), \$552,000** – Funding needed to cover cost increases. Unlike other secondary schools in the state, IMSA has very limited access to other resources.
- **Illinois Board of Higher Education, \$557,600** – Funding to cover cost increases and to fund a coordinated campaign to promote the value and virtues of the Illinois' higher education system in conjunction with the Illinois Coalition for Higher Education. The campaign would bring together community colleges, public universities, ISAC, private universities and colleges,

business interests and other stakeholders. The request also will restore funds to grants cut in Fiscal Year 2018 and cover the cost of developing an new ten year plan for higher education.

- **State Universities Civil Service System (SUCSS), \$100,200** – Funding needing to overcome the significant cuts made to the agency over the years which make it very difficult for them to fulfill their legal responsibilities.
- **Capital Renewal Funding, \$663.9 million** – There has been almost no state appropriation support for maintenance since Fiscal Year 2004. As a result, deferred maintenance needs have grown to \$6.2 billion. The request amounts to three percent of state funded facilities replacement costs plus \$141 million for community colleges, which are local government entities. To keep up with the standard 50-year replacement cycle of buildings there should be an investment of two percent of the replacement cost of those buildings. If the state can also invest an additional one percent it will take 30.9 years to erase the deferred maintenance backlog.
- **Regular Capital Funding, \$1,479.7 million** – (Including \$48 M for cost escalations and emergencies) With very little capital support from the state since Fiscal Year 2004 other than the Illinois JobsNow! program in Fiscal Year 2010, the need for capital funding has grown urgent. There has been little change in the list of projects requested since Fiscal Year 2010. This request does not include projects funded in the Fiscal Year 2019 budget but not yet released. IBHE supports the release of those projects as well.

Table 1
FY2020 RECOMMENDATIONS
HIGHER EDUCATION OPERATIONS AND GRANTS
GENERAL FUNDS*

(in thousands of dollars)

	FY2016 Enacted Appropriations †	FY2017 Final Appropriations ††	FY2018 Final Appropriations	FY2019 IBHE Appropriations	FY2020 IBHE Recommendations
Resource Requirements					
Universities	\$ 350,059.1	\$ 1,205,164.0	\$ 1,083,448.4	1,105,076.2	1,215,341.7
Community Colleges	74,142.3	288,888.8	259,855.8	268,276.4	293,621.5
Adult Education/Postsecondary Career and Technical Education	-	102,602.8	51,323.4	51,393.4	51,393.4
Illinois Student Assistance Commission	324,560.7	377,563.7 **	412,695.2	439,705.3	592,130.1
Illinois Mathematics and Science Academy	6,000.0	18,030.7	18,030.7	18,391.9	18,943.9
State Universities Civil Service System	75.0	1,101.2	1,058.6	1,082.2	1,190.4
Board of Higher Education	500.0	21,929.3	2,753.0	2,805.9	3,067.4
IBHE Institutional Grants/Special Initiatives	-	6,939.4	7,316.9	7,316.9	32,613.0
Total Institutional Operations and Grants	\$ 755,337.1	\$ 2,022,219.9	\$ 1,836,482.0	1,894,048.2	2,208,301.4
State Universities Retirement System	1,416,104.6	1,505,735.1	1,377,118.3	1,374,500.6	1,645,369.1
CC Health Insurance Fund	4,624.6	4,309.1	4,133.3	4,390.8	4,431.1
State Contribution to SURS (General Funds Only)	1,411,480.0	1,501,426.0	1,372,985.0 @	1,370,109.8 @	1,640,938.0
Total	\$ 2,171,441.7	\$ 3,527,955.0	\$ 3,213,600.3	3,268,548.8	3,853,670.5
Source of Appropriated Funds					
General Funds*	\$ 2,171,441.7	\$ 3,527,955.0	\$ 3,213,600.3	3,268,548.8	3,853,670.5
General Revenue Fund	1,427,209.2	2,146,528.3	1,516,988.9	1,948,542.8	2,377,961.6
Education Assistance Fund	592,657.5	1,235,076.3	1,593,111.4	1,214,436.0	1,359,581.9
Budget Stabilization Fund	575.0	250.0	-	-	-
Personal Property Tax Replacement Fund	-	97,100.0	103,500.0	105,570.0	116,127.0
Fund for the Advancement of Education	151,000.0	49,000.4	-	-	-

* General funds total includes Budget Stabilization Fund, Personal Property Tax Replacement Fund, & the Fund for the Advancement of Education

** ISAC total for FY17 does not include grant programs that were appropriated in FY17 but used to pay FY17 grants

† Includes Federal Pass Through (PA 99-409, PA 99 491) Stop Gap I (PA 99-502), Stop Gap II (PA 99-524) appropriated for FY16

Excludes all court ordered personal services for FY2016 (for state agencies).

†† Includes Stop Gap II (PA 99-524) appropriated for FY17 & funds from PA 100-21

@ Amount appropriated is less than the amount certified by SURS which must be paid by state law

Table 2

FY2020 RECOMMENDATIONS
HIGHER EDUCATION OPERATIONS AND GRANTS *
ALL APPROPRIATED FUNDS

(in thousands of dollars)

	FY2016 Enacted Appropriations †	FY2017 Final Appropriations ††	FY2018 Final Appropriations	FY2019 IBHE Appropriations	FY2020 IBHE Recommendations
<u>Resource Requirements</u>					
Universities	\$ 356,375.3	\$ 1,214,189.2	\$ 1,092,685.1	\$ 1,114,161.9	\$ 1,224,787.7
Community Colleges	84,922.3	303,463.8	274,430.8	282,651.4	307,996.5
Adult Education/Postsecondary Career and Technical Education	44,000.0	145,352.8	93,573.4	93,163.4	93,163.4
Illinois Student Assistance Commission	679,857.5	729,002.7	731,028.9	725,039.0	867,163.8
Illinois Mathematics and Science Academy	9,050.0	21,080.7	21,580.7	22,091.9	22,754.9
State Universities Civil Service System	75.0	1,101.2	1,058.6	1,082.2	1,190.4
Board of Higher Education Operations	1,560.0	22,989.3	3,933.0	4,085.9	4,547.4
IBHE Institutional Grants/Special Initiatives	5,500.0	12,439.4	12,816.9	12,816.9	38,113.0
Total Institutional Operations and Grants	\$ 1,181,340.1	\$ 2,449,619.1	\$ 2,231,107.4	\$ 2,255,092.6	\$ 2,559,717.1
State Universities Retirement System	1,606,104.6	1,675,735.1	1,592,118.3 @	1,589,500.6 @	1,860,369.1
CC Health Insurance Fund	4,624.6	4,309.1	4,133.3	4,390.8	4,431.1
State Contribution to SURS (General Funds Estimate)	1,411,480.0	1,501,426.0	1,372,985.0	1,370,109.8	1,640,938.0
State Contribution to SURS (State Pension Fund Estimate)	190,000.0	170,000.0	215,000.0	215,000.0	215,000.0
Total	\$ 2,787,444.7	\$ 4,125,354.2	\$ 3,823,225.7	\$ 3,844,593.2	\$ 4,420,086.2
<u>Source of Appropriated Funds</u>					
<u>General Funds</u>	\$ 2,171,441.7	\$ 3,527,955.0	\$ 3,213,600.3	\$ 3,268,548.8	\$ 3,853,670.5
General Revenue Fund	1,427,209.2	2,146,528.3	1,516,988.9	1,948,542.8	2,377,961.6
Education Assistance Fund	592,657.5	1,235,076.3	1,593,111.4	1,214,436.0	1,359,581.9
Budget Stabilization Fund	575.0	250.0	-	-	-
Personal Property Tax Replacement Fund	-	97,100.0	103,500.0	105,570.0	116,127.0
Fund for the Advancement of Education	151,000.0	49,000.4	-	-	-
<u>Other State Funds</u>	265,911.2	251,252.8	296,371.7	295,790.7	296,462.0
<u>Federal Funds</u>	350,091.8	346,146.4	313,253.7	280,253.7	269,953.7

*Includes all General, Other State, and Federal Appropriated Funds. The All Appropriated Funds Table does not include all funding sources (ex. income funds for universities and community college property tax contributions).

**ISAC total for FY17 does not include grant programs that were appropriated in FY17 but used to pay FY17 grants

† Includes Federal Pass Through (PA 99-409, PA 99 491) Stop Gap I (PA 99-502), Stop Gap II (PA 99-524) appropriated for FY16

†† Includes Stop Gap II (PA 99-524) appropriated for FY17 & funds from PA 100-21

@ Amount appropriated is less than the amount certified by SURS which must be paid by state law

Table 3

FY2020 RECOMMENDATIONS
HIGHER EDUCATION OPERATIONS AND GRANTS
OTHER APPROPRIATED FUND SOURCES

(in thousands of dollars)

	FY2016 Appropriations †	FY2017 Appropriations ††	FY2018 Appropriations	FY2019 Appropriations	FY2020 Recommendations
Fire Prevention Fund (U of I)	\$ 3,816.2	\$ 4,127.2	\$ 4,338.7	\$ 4,155.7	\$ 4,216.0
CSU Education Improvement Fund	1,600.0	1,600.0	1,600.0	1,600.0	1,600.0
State College and University Trust Fund (EIU, ISU, NIU, SIU, & U of I)	341.0	341.0	341.0	517.0	517.0
General Professions Dedicated Fund (CSU, SIU, & U of I)	-	2,057.0	2,057.0	2,057.0	2,057.0
Emergency Public Health Fund (U of I)	200.0	200.0	200.0	200.0	200.0
Used Tire Management Fund (U of I)	200.0	200.0	200.0	200.0	200.0
Hazardous Waste Research Fund (U of I)	500.0	500.0	500.0	500.0	500.0
ISAC Federal State Student Incentive Trust Fund	15,500.0	15,900.0	13,700.0	13,700.0	13,400.0
Illinois National Guard Grant Fund (ISAC)	20.0	20.0	20.0	20.0	20.0
ISAC Contracts and Grants Fund	10,000.0	10,000.0	10,000.0	10,000.0	10,000.0
University Grant Fund (ISAC)	110.0	110.0	110.0	110.0	110.0
Optometric Licensing & Disciplinary Board Fund (ISAC)	50.0	50.0	50.0	50.0	50.0
IL Future Teachers Corps Scholarship Fund (ISAC)	225.0	312.6	100.0	100.0	100.0
ISAC Accounts Receivable Fund	300.0	300.0	300.0	300.0	300.0
Student Loan Operating Fund (ISAC)	329,091.8	324,746.4	294,053.7	261,053.7	251,053.7
IBHE Federal Grants Fund	5,500.0	5,500.0	5,500.0	5,500.0	5,500.0
Private College Academic Quality Assurance Fund (IBHE)	80.0	80.0	100.0	100.0	100.0
Academic Quality Assurance Fund (IBHE)	400.0	400.0	500.0	500.0	600.0
PBVS Quality Assurance Fund (IBHE)	550.0	550.0	550.0	550.0	650.0
Distance Learning Fund (IBHE)	30.0	30.0	30.0	100.0	100.0
IBHE Data & Research Recovery				30.0	30.0
Illinois Mathematics and Science Academy Income Fund	3,050.0	3,050.0	3,550.0	3,700.0	3,811.0
ICCB Adult Education Fund	24,500.0	24,500.0	24,500.0	24,500.0	24,500.0
ICCB Federal Trust Fund	480.0	525.0	525.0	525.0	525.0
ICCB Contracts and Grants Fund	10,000.0	12,500.0	12,500.0	12,500.0	12,500.0
ICCB Career and Technical Education Fund	18,500.0	18,500.0	18,500.0	18,500.0	18,500.0
ICCB Instructional Development Revolving Fund	300.0	300.0	300.0	100.0	100.0
SBE GED Testing Fund (ICCB)	1,000.0	1,000.0	500.0	500.0	500.0
State Pension Fund (SURS)	190,000.0	170,000.0	215,000.0	215,000.0	215,000.0
TOTAL	\$ 616,344.0	\$ 597,399.2	\$ 609,625.4	\$ 576,668.4	\$ 566,739.7

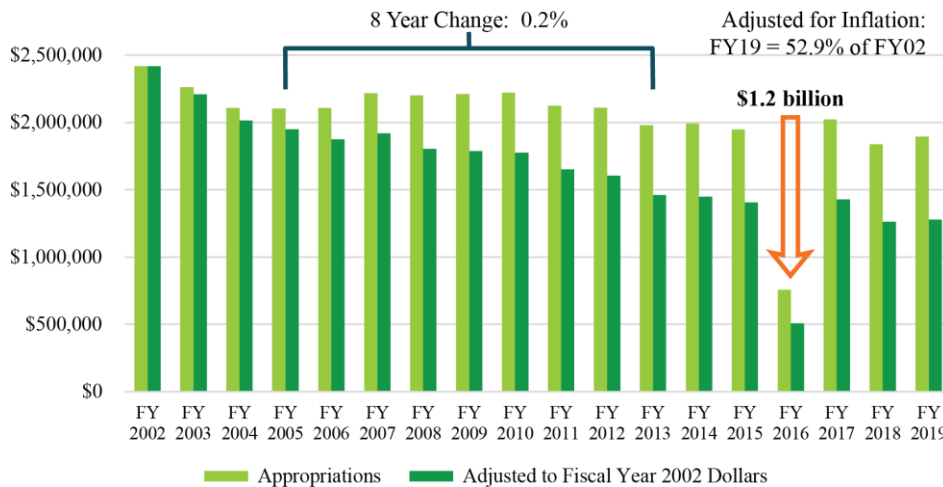
Illinois Higher Education Operations Funding since Fiscal Year 2002

Summary

In Fiscal Year 2002, Illinois appropriated \$2.417 billion to operations for higher education (excluding SURS). Monetary Award Program funding covered 100 percent of public university weighted tuition and fees and 100 percent of eligible applicants. State funds covered 72 percent of university costs, with the remaining 28 percent coming from students. State funds covered 27.4 percent of community college costs, with 30.6 percent coming from students and the remaining funds covered by local property taxes. At that time, the state was providing significant, regular, annual capital appropriations. Until Fiscal Year 2002 there was an unwritten guideline that for every \$2 in new funding public elementary and secondary (K-12) education received higher education should receive \$1 and the ratio of K-12 operations funding to higher education operations funding was 2.5:1.

In the period since Fiscal Year 2002 higher education funding declined significantly in absolute terms but the decline in buying power has been even more profound. In Fiscal Year 2019 total higher education operations appropriations were \$1.816 billion. However, after accounting for inflation and new unfunded mandates imposed in the period since Fiscal Year 2002, this amounted to just \$1.278 billion. That means the effective buying power in Fiscal Year 2019 is just 52.9 percent of what it was in Fiscal Year 2002. In Fiscal Year 2019, the maximum MAP grant will cover just 32.1 percent of average weighted tuition and fees at public universities and only an estimated 44.8 percent of eligible students will receive a grant. Expenditure reports for Fiscal Year 2018 show that state funds covered just 34.9 percent of university costs while students covered the remaining 65.1 percent. Fiscal Year 2017 expenditure reporting showed that the state covered just 14.5 percent of community college costs. Other than the Illinois JobsNow! program in Fiscal Year 2010, there has been no capital funding until Fiscal Year 2019 and the only appropriations are for project that were never completed and for situations that have become emergencies. Universities and community colleges have increasingly had to draw from shrinking operations funds to address issues that regular capital funding used to address. The ratio of K-12 funding to higher education funding has grown to over 4.4:1.

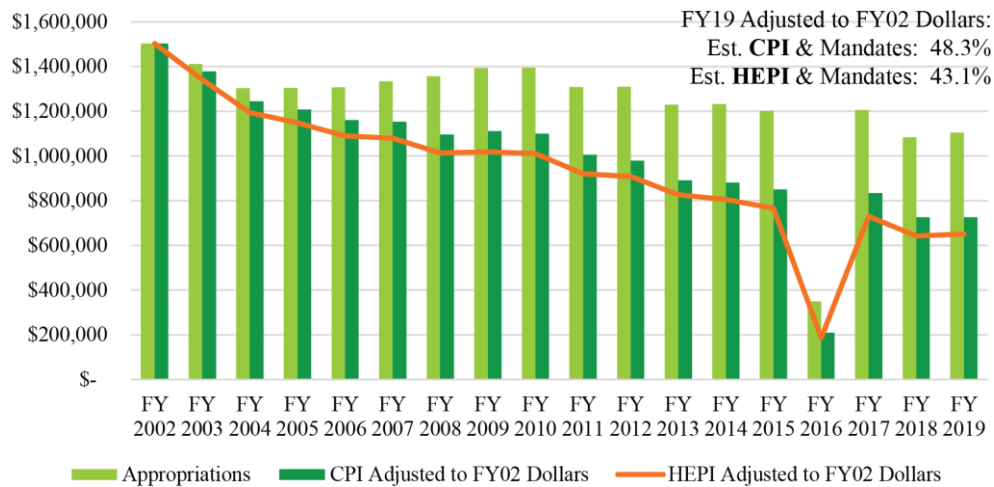
Figure 1
Illinois Higher Education Appropriations Operations History
Adjusted for Mandates and Inflation



Public Universities

Public university funding has been reduced multiple times since Fiscal Year 2002, including the most recent cut of ten percent in Fiscal Year 2018. In addition, funding in Fiscal Year 2016 was only about 30 percent of the Fiscal Year 2015 level. Universities could not plan for such an eventuality. It was impossible to respond that quickly and their options were limited. Unlike most areas of the state budget which were not covered during the budget impasse, universities never received reimbursement for that unavoidable spending. They paid their bills from their working capital and those balances have been substantially reduced. Working capital is one of the factors the Higher Learning Commission considers in assessing the health of colleges and universities. It also is a factor in many of the national rankings, which students and families look at when selecting where to attend. It factors into credit ratings as well. Prior to the budget impasse, all state universities who sought a credit score were considered investment grade. By the time the budget impasse ended, only the University of Illinois (U of I) and Illinois State University (ISU) had investment grade bond ratings.

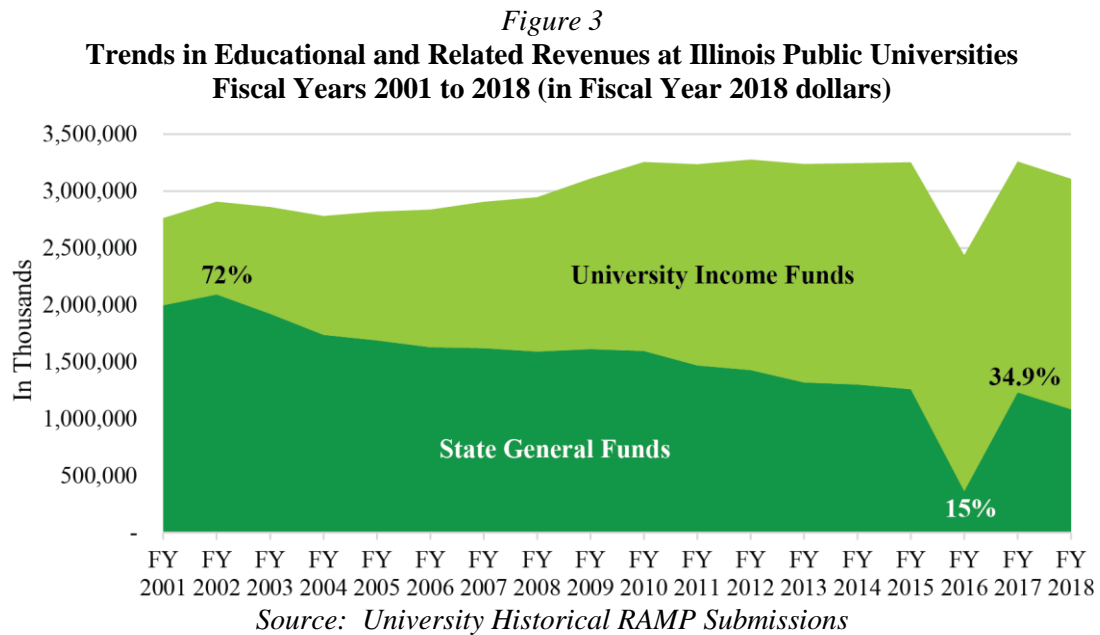
Figure 2
Illinois Public University Appropriations History
Adjusted for Mandates and Inflation (CPI and HEPI)



In the period since Fiscal Year 2002, total university spending remained roughly in line with the general rate of inflation (Consumer Price Index or CPI). Adjusted for CPI inflation and new unfunded mandates, universities’ buying power from state appropriations in Fiscal Year 2019 is just 48.3 percent of what it was in Fiscal Year 2002. However, universities purchase from a different market basket than the CPI. In particular, personnel costs make up a disproportionate portion of all costs and the most critical staff, the faculty, have the option to be mobile if they choose. Another factor is equipment, which must be replaced more frequently to keep pace with what students need to work with in a modern economy. As a result, the Higher Education Price Index (HEPI) is specifically geared to higher education. Universities fall behind if their spending does not keep pace with that rate of inflation because it reflects the competitive national marketplace. HEPI has consistently been higher than CPI since Fiscal Year 2002. Adjusted for HEPI, university funding in Fiscal Year 2019 represents only 43.1 percent of the buying power of the Fiscal Year 2002 state funds.

To continue to pursue their missions and provide students a quality education, universities had to look to their only other source of income: student tuition and fees (University Income Funds or

UIF). As a result, the proportion of costs covered by state appropriations has fallen from 72 percent to just 34.9 percent. UIF covered 65.1 percent of costs in Fiscal Year 2018.



In the eight years between Fiscal Year 2010 and Fiscal Year 2018, universities reduced spending by 4.5 percent relative to CPI inflation. Compared to HEPI it fell by 8.4 percent. UIF revenues did increase by 22.0 percent in this period, after accounting for inflation, but state appropriations spending declined relative to inflation by 32.1 percent. Measured in adjusted dollars, the decline in state support was 140.6 percent of the increase in income funds.

Figure 4
Change in Revenue Support for Illinois Public Universities: Fiscal Years 2010 to 2018

	CPI Adjusted		HEPI Adjusted	% State
	Appropriation	UIF	Revenues	Approp.
FY02 Adjusted Funding	\$2,092,899	\$814,950	\$2,907,849	72.0%
FY10 Adjusted Funding	\$1,596,198	\$1,660,263	\$3,256,461	49.0%
FY18 Funding	\$1,083,448	\$2,024,864	\$3,108,312	34.9%
FY10-18 \$ Change	-\$512,750	\$364,600	\$ (148,149)	
FY 10-18 % Change	-32.1%	22.0%	-4.5%	-8.4%
% Change Explained by Approp. Reduction		140.6%		

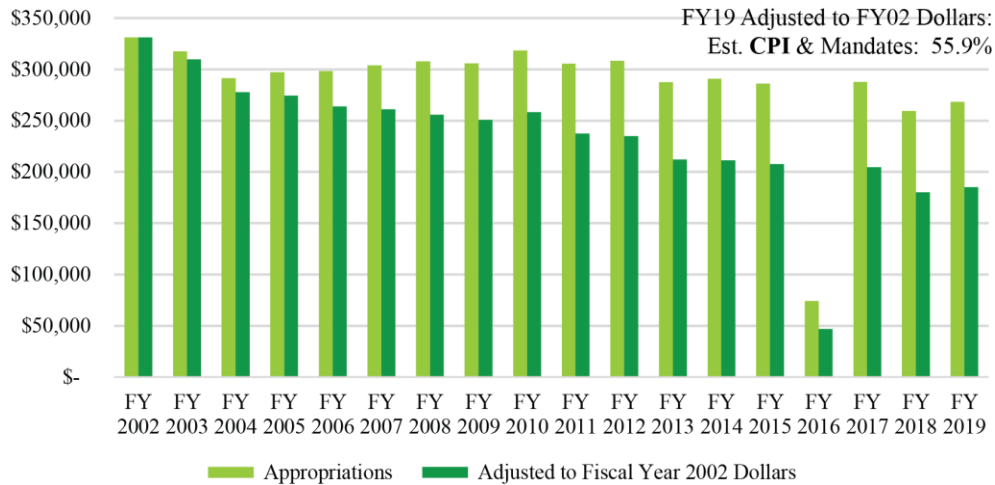
In thousands

In the period since Fiscal Year 2002, affordability has become a critical concern. This presents a dilemma for universities. They have already made significant cuts and lost much of their flexibility due to the loss of working capital during the budget impasse. Universities face a dilemma in how to deal with further declines in state funding. Their options are limited in how much more they can reduce their costs and programs if they are to maintain services and pursue their missions. They are now highly dependent on tuition and fees but they need to be careful about increasing tuition as students and families have become very price sensitive. If they increase tuition, it could result in a decline in enrollment. That could still produce a net decrease in revenue.

Community Colleges

State funding for community colleges has experienced a decline similar to the reduction in support to state universities since Fiscal Year 2002. State funding in Fiscal Year 2019 is only worth 55.9 percent of the buying power of Fiscal Year 2002 funding.

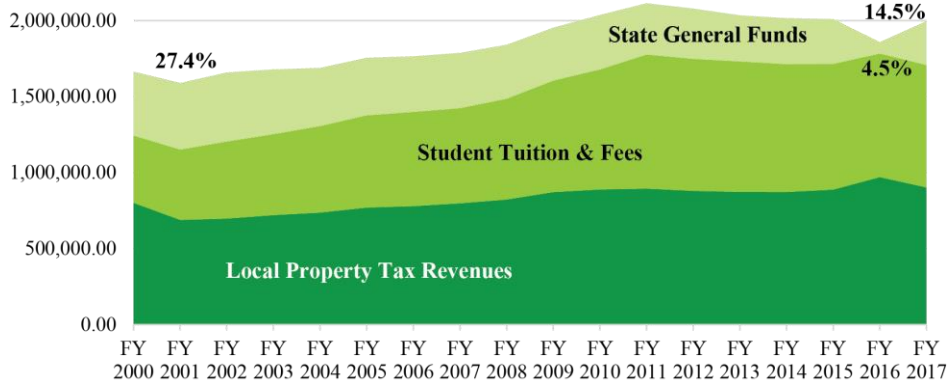
Figure 5
Illinois Community College Appropriations History
Adjusted for Mandates and Inflation



While community colleges were established with the expectation that a third of funding would come from the state, in Fiscal Year 2002 state funding covered just 27.4 percent of their costs. That support declined even further to just 14.5 percent in Fiscal Year 2017. (Fiscal Year 2018 expenditure and revenue reporting is not available as of this writing.) In Fiscal Year 2016 state funding covered only 4.5 percent of costs. As with universities, the Fiscal Year 2016 funding shortfall was not reimbursed. Community colleges had to cover those costs from reserves. This means they have less equity to work with to address problems going forward and to respond to changes in state and local needs.

Fortunately for community colleges, reductions in state funding are not as significant because they have both student tuition and fees and local property taxes. Unfortunately, there are concerns about affordability for community colleges as well and there are concerns about high property taxes in Illinois. Lack of support from the state puts pressure on both students and property taxpayers.

Figure 6
**Trends in Educational and Related Revenues at Illinois Community Colleges
 Fiscal Years 2000 to 2017 (in Fiscal Year 2017 dollars)**

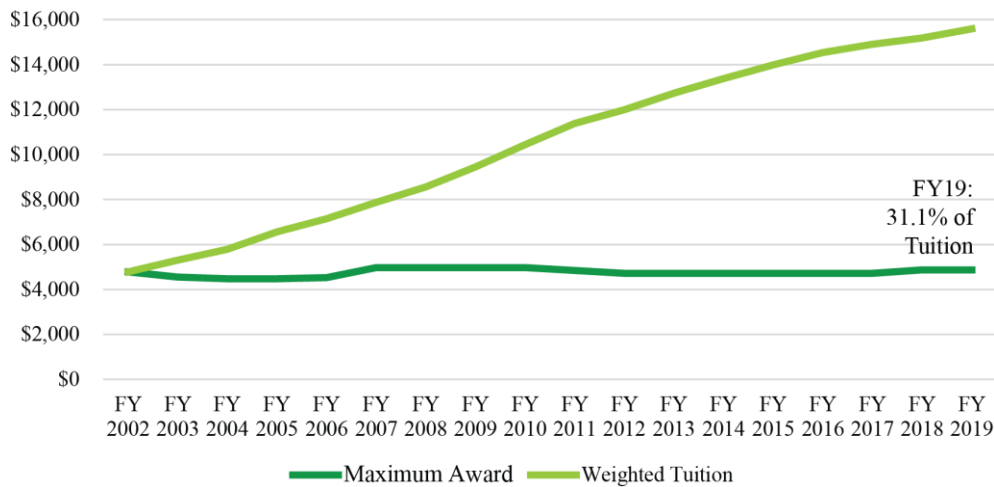


Source: ICCB Data Book

Monetary Award Program

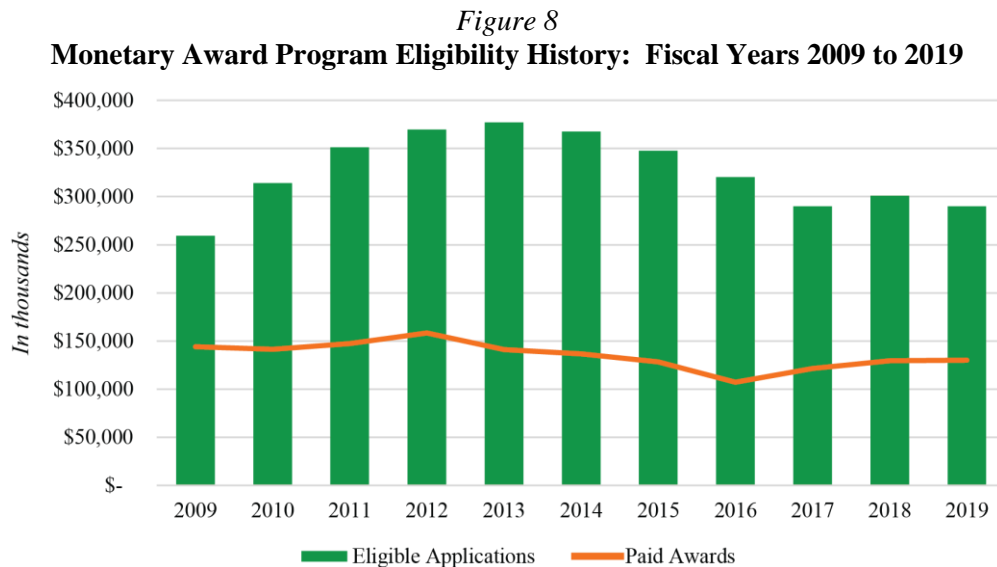
MAP has long been a key part of the state’s support for higher education and is an extremely important source of funding for income-eligible students. Unfortunately, there has been a long decline in the proportion of eligible costs covered. In spite of the sharp increase in tuition and fees since Fiscal Year 2002, the maximum value of a grant remained almost constant from Fiscal Year 2002 until some adjustments were made as part of a ten percent increase in funding for Fiscal Year 2018. As a result, the proportion of public university tuition and fees covered by a MAP grant has fallen from 100 percent in Fiscal Year 2002 to just 31.2 percent in Fiscal Year 2019. As the relative value of a MAP grant has declined, it has become less of a determining factor for eligible students to choose Illinois schools instead of out-of-state competitors. It also becomes less of a factor in the economic decisions of low-income students to go to college.

Figure 7
MAP Coverage: Maximum Grant vs. Weighted Public University Tuition



While the shrinking proportion of college costs covered by a MAP grant decreases the program’s impact on college enrollment decisions, receiving a grant is still meaningful. Unfortunately, many eligible low-income students do not receive a grant. The proportion of eligible applicants who have

received an award has fallen significantly since Fiscal Year 2002. In Fiscal Year 2019 ISAC estimates only 44.8 percent of eligible students will receive MAP support.



Mandates and Other Pressures

In addition to the reduction in funding and the corrosive effect of inflation since Fiscal Year 2002, higher education has experienced a series of unfunded mandates and pressures. This includes:

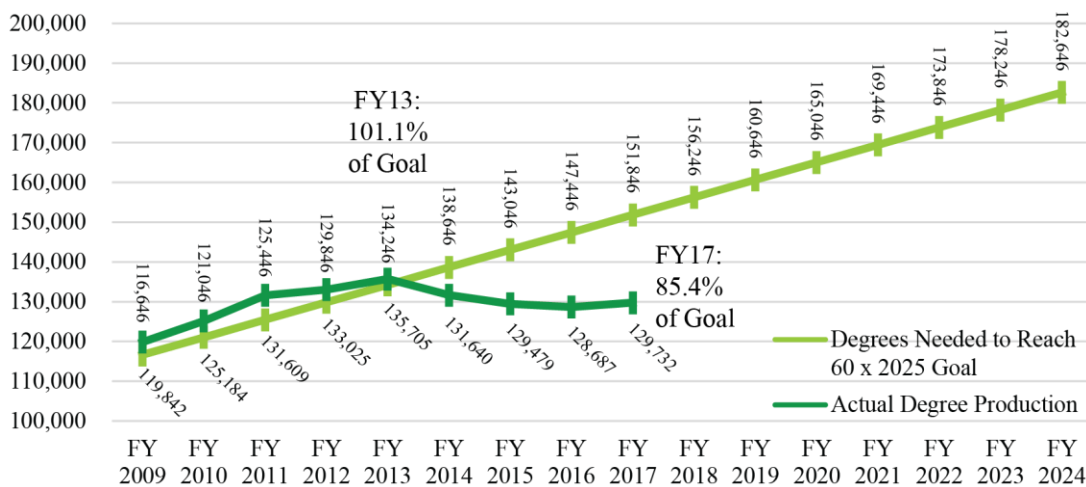
- The state stopped funding waivers of tuition and fees for veteran’s and National Guard members through ISAC but continued to require public universities and community colleges to waive those costs. Some funding is provided to community colleges but it is estimated this will represent a \$26.4 million unfunded mandate on public universities and community colleges in Fiscal Year 2019.
- Retirement rules were changed to require employers to cover the normal cost of any salary increases in plan year of more than six percent, although exceptions were made for factors such as promotions. More recently the law was changed to reduce the limit to three percent and exceptions were eliminated. This not only can be difficult to manage, it creates a deterrent to rewarding and retaining the most experienced and talented staff.
- Employers have become responsible for the employee normal cost on the amount earned in excess of Governor’s salary (\$177,500 in Fiscal Year 2019).
- Universities were required to pay \$45 million annually for employee health insurance costs which have always been paid in another part of the state budget.
- A three percent management fee now must be paid to the Capital Development Board on projects they manage. In most cases universities could manage projects themselves and save the fee.
- While procurement rules were loosened, they remain costly and burdensome.
- With limited regular capital renewal funding since Fiscal Year 2004, universities and community colleges have increasingly had to use shrinking state funds and increase tuition and fees on students to cover facility maintenance.

Funding a K-16 System

Illinois has taken a great step forward by acknowledge the need to adequately fund elementary and secondary education through a new funding formula and to start moving towards that adequacy target for all of the state’s public K-12 system. However, in today’s economy it is estimated that 60 percent of jobs will require a post-secondary certificate or degree by 2025. Unfortunately, while Illinois was making progress towards that goal until 2013, we have fallen behind since then and the absolute number of certificates and degrees in 2017 was lower than in 2013. In 2013 Illinois met 101.1 percent of the goal for the year. In 2017 the state met only 85.4 percent of the goal.

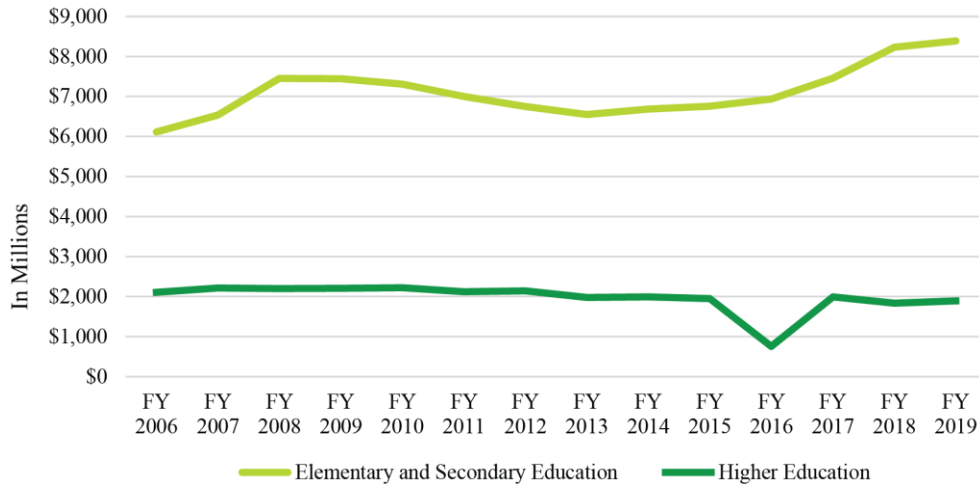
The budget impasse of Fiscal Years 2016 and 2017 contributed to this slide and the residual effects will make it difficult to recover. Increasing numbers of Illinois students have been choosing to go to college outside of Illinois. In addition, there are concerns about the significant number of students who are accepted by one or more Illinois public university but who chose to not go to college at all. Additional funding is going to be needed to attract students back to Illinois public universities and community colleges.

Figure 9
Illinois 60 x 2025 Goal Progress



For many years, the relationship between K-12 and higher education was acknowledged in Illinois. The state followed the principle that \$1 of new funding should be provided to higher education for every \$2 in new money provide to K-12. That ratio is in line with the need to reach the goal of 60 percent of Illinois citizens receiving a post secondary degree or certificate. Unfortunately, this principle has not been followed since Fiscal Year 2002. As outlined previously, since that time financial support for higher education operations has declined. This decline has been more severe than for any other major sector of the state budget but the comparison to K-12 is used because it is the other side of the educational system. The state should be commended for working to better fund K-12 but in order for the state to thrive economically it must fully fund a K-16 system. The ratio of funding has already grown from 2.5:1 in Fiscal Year 2002 to 4.4:1 in Fiscal Year 2019. Since the state has already set itself on a course to better fund K-12 education, that gap will continue to grow if the trend in higher education funding is not also addressed.

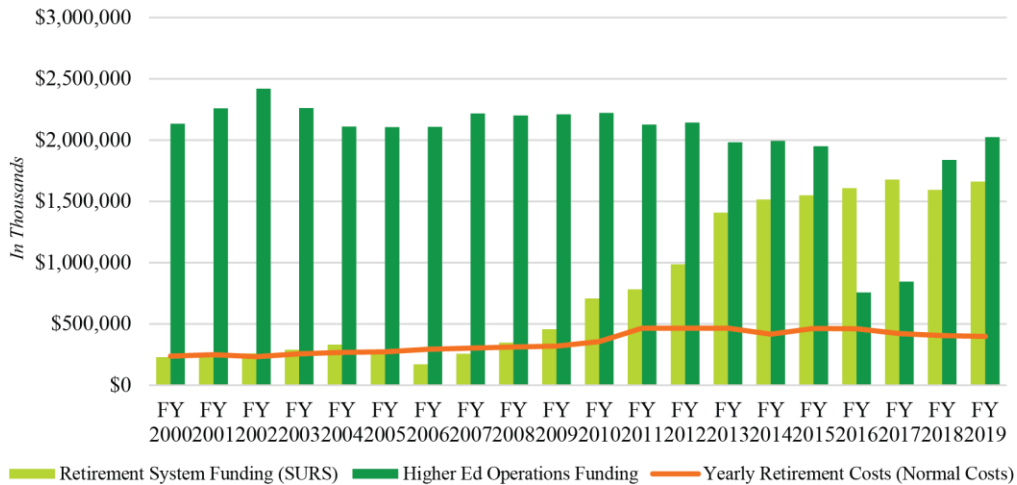
Figure 10
State Appropriations for Education: K-12 vs. Higher Education



Pension Funding

In the past it has sometimes been noted that funding for higher education has increased because the state has sharply increased the amount of contributions it made to the pension system. In this case to the State University Retirement System. Contributions to SURS definitely have increased. Although the certified amount for recent Fiscal Years was lower due to the passage of several pension reform plans, the Fiscal Year 2019 amount is 541 percent of the contribution made in Fiscal Year 2002. However, this is primarily due to the implementation of the pension ramp, intended to address underfunding of past liabilities. The goal is to reach 90 percent funding of obligations by 2045. However, SURS indicates the actuarial value of their assets was only 42.7 percent of obligations at the end of Fiscal Year 2018. Annual contributions are expected to continue to increase rapidly until 2045 due to the back-loading of the pension ramp.

Figure 11
**SURS Funding Compared to Higher Education Funding
 Fiscal Years 2000 to 2019 (General Funds)**



On the other hand, due to the implementation of less generous Tier II benefits for new employees, the normal cost of covering pensions for current employees is decreasing and is expected to continue to decline each year. The normal pension cost is the amount of money necessary to cover the contributions necessary to fund 100 percent of the eventual payouts of current workers based on current actuarial assumptions. The proportion of total SURS contributions that cover normal costs decrease each year will fall below one-fourth of the total contributions for the first time in Fiscal Year 2020. Past liabilities will account for 75.6 percent of the total. A significant factor in the increase in the certified amount for Fiscal Year 2020 is the reduction in the assumed rate of return from 7.25 percent per year to 6.75 percent.

Figure 12
Distribution of State Certified SURS Pension Contributions

	Total	Normal Costs		Expenses	State Total Certified	Net Past Liability	% Past Liability
		Employee	State				
FY17	\$703,138	\$283,520	\$419,618	\$16,087	\$1,651,426	\$1,215,721	73.6%
FY18	\$689,456	\$285,632	\$403,824	\$16,690	\$1,629,308	\$1,208,794	74.2%
FY19	\$676,719	\$278,992	\$397,727	\$17,316	\$1,655,543	\$1,240,500	74.9%
FY20	\$716,385	\$281,315	\$435,070	\$17,293	\$1,855,938	\$1,403,575	75.6%

In thousands

Table 4

FY2020 RECOMMENDATIONS
UNIVERSITIES OPERATIONS AND GRANTS
GENERAL FUNDS

(in thousands of dollars)

	FY2016 Enacted	FY2017 Final	FY2018 Final	FY2019 IBHE	FY2020 * IBHE
<u>Resource Requirements</u>	<u>Appropriations †</u>	<u>Appropriations ††</u>	<u>Appropriations</u>	<u>Appropriations</u>	<u>Recommendations</u>
Chicago State University	\$ 20,107.3	\$ 36,330.5	\$ 32,697.4	\$ 33,351.3	\$ 36,644.8
Eastern Illinois University	12,456.5	42,975.7	38,678.1	39,451.7	43,412.0
Governors State University	6,974.4	24,062.1	21,656.0	22,089.1	24,368.3
Illinois State University	20,934.9	72,226.7	65,004.0	66,304.1	72,948.6
Northeastern Illinois University	10,695.1	36,898.8	33,209.0	33,873.2	37,337.9
Northern Illinois University	26,403.2	91,092.7	81,983.5	83,623.2	91,900.5
Southern Illinois University**	57,482.2	199,782.4	180,913.8	184,512.0	202,694.5
Western Illinois University	14,911.4	51,445.2	46,300.7	47,226.7	51,958.4
University of Illinois**	180,094.1	650,349.9	583,005.9	594,644.9	654,076.7
Total	<u>\$ 350,059.1</u>	<u>\$ 1,205,164.0</u>	<u>\$ 1,083,448.4</u>	<u>\$ 1,105,076.2</u>	<u>\$ 1,215,341.7</u>
<u>Source of Appropriated Funds</u>					
<u>General Funds</u>					
General Revenue Fund	11,104.6	398,452.0	55,453.5	57,668.7	63,193.4
Education Assistance Fund	338,954.5	806,712.0	1,027,994.9	1,047,407.5	1,152,148.3

* *Currently does not include adjustment for performance at 0.5% based on FY 19 appropriations.*

** University of Illinois and Southern Illinois University system totals

† Includes Federal Pass Through (PA 99-409, PA 99 491) Stop Gap I (PA 99-502), Stop Gap II (PA 99-524) appropriated for FY16.

†† Includes Stop Gap II (PA 99-524) appropriated for FY17.

TABLE 5

FY2020 RECOMMENDATIONS
UNIVERSITY OPERATIONS AND GRANTS
GENERAL FUNDS

FY 2020 PBF Allocation with 0.5% Performance Funding Set-Aside

(\$ in thousands)	FY2019 Final Appropriation	Performance Funding			FY 2020 Before 0.5% Set-Aside	FY 2020 Final Recommendations
		Set Aside*	FY2020 Model Performance Funds	Net Change **		
Public Universities	\$ <u>1,105,076.2</u>	\$ <u>5,525.4</u>	\$ <u>5,525.4</u>	\$ <u>0.0</u>	\$ <u>1,215,341.7</u>	\$ <u>1,215,341.7</u>
Chicago State University	33,351.3	166.8	125.2	-41.6	36,686.4	36,644.8
Eastern Illinois University	39,451.7	197.3	212.4	15.1	43,396.9	43,412.0
Governors State	22,089.1	110.4	180.7	70.3	24,298.0	24,368.3
Illinois State University	66,304.1	331.5	345.6	14.1	72,934.5	72,948.6
Northeastern Illinois University	33,873.2	169.4	246.8	77.4	37,260.5	37,337.9
Northern Illinois University	83,623.2	418.1	333.1	-85.0	91,985.5	91,900.5
Western Illinois University	47,226.7	236.1	245.1	9.0	51,949.4	51,958.4
<u>Southern Illinois University</u>	*** <u>184,512.0</u>	<u>922.6</u>	<u>753.9</u>	<u>-168.7</u>	<u>202,863.2</u>	<u>202,694.5</u>
Carbondale	118,414.0	592.1	490.0	-102.1	130,255.5	130,153.4
Edwardsville	66,098.0	330.5	263.9	-66.6	72,707.8	72,641.2
<u>University of Illinois</u>	**** <u>594,644.9</u>	<u>2,973.2</u>	<u>3,082.6</u>	<u>109.4</u>	<u>653,967.3</u>	<u>654,076.7</u>
Chicago	283,930.0	1,419.7	1,430.7	11.1	312,323.2	312,334.2
Springfield	21,373.5	106.9	132.6	25.7	23,510.9	23,536.6
Urbana/Champaign	289,341.4	1,446.7	1,519.3	72.6	318,275.7	318,348.3

* FY2020 Set Aside is based on a 0.5% reallocation of the final FY2019 budget level.

** Net change may not total because of rounding within the Performance Funding Formula.

*** SIU system office is allocated on a pro-rated basis to each campus, SIU School of Medicine is included with the Carbondale Campus.

**** UI system office is allocated on a pro-rated basis to each campus.

Table 6

FY2020 RECOMMENDATIONS
COMMUNITY COLLEGE OPERATIONS AND GRANTS
APPROPRIATED FUNDS
(in thousands of dollars)

	FY2016 Enacted	FY2017 Final	FY2018 Final	FY2019 Final	FY2020 IBHE
GRANTS TO COLLEGES	<u>Appropriations †</u>	<u>Appropriations ††</u>	<u>Appropriations</u>	<u>Appropriations</u>	<u>Recommendations</u>
Unrestricted Grants to Colleges	\$ 74,142.3	\$ 279,484.9	\$ 248,030.5	\$ 253,406.2	\$ 278,614.6
Base Operating Grants	50,445.0	274,601.0	168,271.5	171,636.9	188,800.6
Performance Based Funding	-	351.9	351.9	359.0	359.0
Designated Grant - City Colleges of Chicago	3,717.3	3,994.4	12,386.0	12,633.7	13,897.1
Small College Grants	-	537.6	537.6	548.4	548.4
Equalization Grants	19,980.0	-	66,483.5	67,813.2	74,594.5
P-20 Council	-	-	-	150.0	150.0
Apprenticeship Ready	-	-	-	265.0	265.0
Restricted Grants to Colleges	-	-	-	-	-
Other Grants and Initiatives	-	7,634.2	9,641.3	12,577.1	12,577.1
Lincoln's Challenge Scholarships	-	60.0	60.2	60.2	60.2
East St. Louis Higher Education Center	-	1,457.9	1,457.9	1,457.9	1,457.9
Veterans Shortfall Grants	-	1,259.3	1,328.8	4,264.6	4,264.6
Alternative Schools Network	-	4,200.0	6,794.4	6,794.4	6,794.4
Designated Grants (Rock Valley)	-	-	-	-	-
Held in reserve by General Assembly	-	657.0	-	-	-
Total - College Grants and Initiatives	\$ 74,142.3	\$ 287,119.1	\$ 257,671.8	\$ 265,983.3	\$ 291,191.7
ILLINOIS COMMUNITY COLLEGE BOARD OPERATIONS					
Administration (General Funds)	-	1,769.7	2,184.0	2,293.1	2,429.8
Office Operations	-	1,280.9	1,744.1	1,853.2	1,945.9
Illinois Longitudinal Data System	-	488.8	439.9	439.9	483.9
Administration (Other Appropriated Funds)	10,780.0	14,575.0	14,575.0	14,375.0	14,375.0
ICCB Adult Education Administration	-	1,250.0	1,250.0	1,250.0	1,250.0
ICCB Contracts and Grants Fund	10,000.0	12,500.0	12,500.0	12,500.0	12,500.0
ICCB Federal Trust Fund	480.0	525.0	525.0	525.0	525.0
ICCB Instructional Dev./Enhancement Revolving Fund	300.0	300.0	300.0	100.0	100.0
Total - Illinois Community College Board	\$ 10,780.0	\$ 16,344.7	\$ 16,759.0	\$ 16,668.1	\$ 16,804.8
TOTAL	\$ 84,922.3	\$ 303,463.8	\$ 274,430.8	\$ 282,651.4	\$ 307,996.5
Source of Appropriated Funds					
General Funds *	74,142.3	288,888.8	259,855.8	268,276.4	293,621.5
General Revenue Fund	-	126,316.8	25,100.8	28,826.3	30,226.4
Education Assistance Fund	74,142.3	47,797.0	131,255.0	133,880.1	147,268.1
Budget Stabilization Fund	-	250.0	-	-	-
Personal Property Tax Replacement Fund	-	97,100.0	103,500.0	105,570.0	116,127.0
Fund for the Advancement of Education	-	17,425.0	-	-	-
Other Appropriated Funds	10,780.0	14,575.0	14,575.0	14,375.0	14,375.0

* General funds total includes Budget Stabilization Fund, Personal Property Tax Replacement Fund, & the Fund for the Advancement of Education.

† Includes Federal Pass Through (PA 99-409, PA 99 491) Stop Gap I (PA 99-502), Stop Gap II (PA 99-524) appropriated for FY16.

Excludes all court ordered personal services for FY2016.

†† Includes Stop Gap II (PA 99-524) appropriated for FY17 & PA 100-21

@ Base operating & equalization grants combined in FY 17

Table 7

FY2020 RECOMMENDATIONS
ADULT EDUCATION AND POSTSECONDARY CAREER AND TECHNICAL EDUCATION

(in thousands of dollars)

Resource Requirements	FY2016 Enacted Appropriations †	FY2017 Final Appropriations ††	FY2018 Final Appropriations	FY2019 Final Appropriations	FY2020 IBHE Recommendations
<u>Adult Education</u>	\$ 25,500.0	\$ 90,714.0	\$ 57,004.0	\$ 56,594.0	\$ 56,594.0
<u>State Appropriated Funds</u>	1,000.0	67,464.0	33,754.0	33,344.0	33,344.0
Basic Grants	-	64,548.0	21,572.4	21,572.4	21,572.4
Performance Based Grants	-	-	10,701.6	10,701.6	10,701.6
Public Aid Grants	-	-	-	-	-
GED Test Administration	1,000.0	2,916.0	1,480.0	1,070.0	1,070.0
<u>Federal Adult Education Grants</u>	24,500.0	23,250.0 **	23,250.0 **	23,250.0 **	23,250.0 *
<u>Postsecondary Career and Technical Education*</u>	\$ 18,500.0	\$ 54,638.8	\$ 36,569.4	\$ 36,569.4	\$ 36,569.4
<u>State Appropriated Funds</u>	-	36,138.8	18,069.4	18,069.4	18,069.4
Career and Technical Education Programs	-	36,138.8	18,069.4	18,069.4	18,069.4
<u>Federal Career and Technical Education Grants</u>	18,500.0	18,500.0	18,500.0	18,500.0	18,500.0
<u>Source of Appropriated Funds</u>					
<u>General Funds *</u>	\$ -	\$ 102,602.8	\$ 51,323.4	\$ 51,393.4	\$ 51,393.4
General Revenue Fund	-	958.0	51,323.4	51,393.4	51,393.4
Education Assistance Fund	-	70,069.4	-	-	-
Fund for the Advancement of Education	-	31,575.4	-	-	-
<u>Other Appropriated Funds</u>	\$ 44,000.0	\$ 42,750.0	\$ 42,250.0	\$ 41,770.0	\$ 41,770.0
ICCB Adult Education Fund	24,500.0	23,250.0	23,250.0	23,250.0	23,250.0
ICCB Career and Technical Education Fund	18,500.0	18,500.0	18,500.0	18,500.0	18,500.0
ISBE GED Testing Fund	1,000.0	1,000.0	500.0	20.0	20.0

* General funds total includes Budget Stabilization Fund, Personal Property Tax Replacement Fund, & the Fund for the Advancement of Education.

** Excludes Adult Education fund appropriation used for operational expenses. This is included in the Community College total.

† Includes Federal Pass Through (PA 99-409, PA 99 491) Stop Gap I (PA 99-502), Stop Gap II (PA 99-524) appropriated for FY16.
Excludes all court ordered personal services for FY2016.

†† Includes Stop Gap II (PA 99-524) appropriated for FY17 & PA 100-21

Table 8

FY2020 RECOMMENDATIONS
ILLINOIS STUDENT ASSISTANCE COMMISSION
ALL FUNDS

(in thousands of dollars)

Resource Requirements	FY2016	FY2017	FY2018	FY2019	FY2020
	Enacted Appropriations †	Final Appropriations ††	Final Appropriations	Final Appropriations	IBHE Recommendations
<u>Monetary Award Program</u>	\$ 320,798.7	\$ 364,856.3	\$ 401,341.9	\$ 401,341.9	\$ 501,341.9
General Funds	320,798.7 *	364,856.3	401,341.9	401,341.9	501,341.9
<u>Other Grant and Scholarship Programs (State Funded)</u>	4,167.0	12,201.9	10,635.6	10,645.7	82,070.5
AIM HIGH	-	-	-	25,000.0	45,000.0
Illinois Veteran & Nat. Guard Grants: General Funds	-	-	-	-	26,424.8
Higher Education License Plate Grants (HELP)	110.0	110.0	110.0	110.0	110.0
National Guard Grants: Other Funds	20.0	20.0	20.0	20.0	20.0
Minority Teachers of Illinois Scholarships	-	2,500.0	1,900.0	1,900.0	1,900.0
Dependents Grants	513.0 **	1,715.0	1,192.1	1,237.4	1,237.4
Teacher/Child Care Provider Loan Repayment Program	-	485.0	439.9	439.9	439.9
Optometric Education Scholarship Program (OSF)	50.0	50.0	50.0	50.0	50.0
Golden Apple Scholars of Illinois (OSF)	225.0	312.6	100.0	100.0	100.0
Golden Apple Scholars of Illinois	3,249.0 **	6,647.6	6,498.0	6,498.0	6,498.0
Illinois Scholars	-	39.1	35.2	-	-
Veterans' Home Loan Repayment	-	29.3	26.4	26.4	26.4
Nurse Educator Loan Repayment	-	293.3	264.0	264.0	264.0
<u>Other Grant and Scholarship Programs (Federally Funded)</u>	15,900.0	15,900.0	13,700.0	13,700.0	13,400.0
Federal Grant Funding	15,000.0	15,000.0	13,000.0	13,000.0	13,000.0
John R. Justice Loan Repayment	500.0	500.0	300.0	300.0	300.0
Federal Paul Douglas Collections (Refund to ED)	400.0	400.0	400.0	400.0	100.0
<u>Administration (General Funds)</u>	-	997.7	997.7	2,997.7	8,997.7
Agency State Administration	-	-	-	2,000.0	4,000.0
Outreach/Research/Training	-	997.7	997.7	997.7	4,997.7
College Illinois! Marketing	-	-	-	-	-
<u>Administration (Other Appropriated Funds)</u>	10,300.0	10,300.0	10,300.0	10,300.0	10,300.0
Collections Activities (ISAC Accounts Receivable Fund)	300.0	300.0	300.0	300.0	300.0
Contracts & Grants Fund	10,000.0	10,000.0	10,000.0	10,000.0	10,000.0
Total, Grant Programs and Administration	\$ 351,165.7	\$ 404,255.9	\$ 436,975.2	\$ 438,985.3	\$ 616,110.1
<u>Federal Loan Program Administration and Loan Reimbursements</u>	328,691.8	324,746.4	294,053.7	261,053.7	251,053.7
Total	\$ 679,857.5	\$ 729,002.3	\$ 731,028.9	\$ 700,039.0	\$ 867,163.8
<u>Source of Appropriated Funds</u>					
<u>General Funds ***</u>	\$ 324,560.7	\$ 377,563.7	\$ 412,695.2	\$ 439,705.3	\$ 592,130.1
General Revenue Fund	-	79,851.8	997.7	429,339.6	555,339.6
Education Assistance Fund	173,560.7	297,711.9	411,697.5	10,365.7	36,790.5
Fund for the Advancement of Education	151,000.0	-	-	-	-
Federal Funds	15,500.0	15,900.0	13,700.0	13,700.0	13,400.0
Student Loan Fund	329,091.8	324,746.4	294,053.7	261,053.7	251,053.7
Other State Funds	10,705.0	10,792.6	10,580.0	10,580.0	10,580.0

* Funding allocated in Stop Gap II (for FY17) but used for Spring 2016 Awards (FY16).

** Funding was included as FY17 lump sum but used to pay FY16 awards

*** General funds total includes Budget Stabilization Fund, Personal Property Tax Replacement Fund, & the Fund for the Advancement of Education.

† Includes Federal Pass Through (PA 99-409, PA 99 491) Stop Gap I (PA 99-502), Stop Gap II (PA 99-524) appropriated for FY16.

Excludes all court ordered personal services for FY2016.

†† Includes Stop Gap II (PA 99-524) appropriated for FY17 & final appropriations from PA 100-21.

Table 9
 FY2020 RECOMMENDATIONS
 ILLINOIS MATHEMATICS AND SCIENCE ACADEMY
 ALL FUNDS

(in thousands of dollars)

<u>Resource Requirements</u>	<u>FY2016 Enacted Appropriations †</u>	<u>FY2017 Final Appropriations</u>	<u>FY2018 Final Appropriations</u>	<u>FY2019 Final Appropriations</u>	<u>FY2020 IBHE Recommendations</u>
<u>Illinois Mathematics and Science Academy</u>	<u>\$ 9,050.0</u>	<u>\$ 21,080.7</u>	<u>\$ 21,580.7</u>	<u>\$ 22,091.9</u>	<u>\$ 22,754.9</u>
Total	<u><u>\$ 9,050.0</u></u>	<u><u>\$ 21,080.7</u></u>	<u><u>\$ 21,580.7</u></u>	<u><u>\$ 22,091.9</u></u>	<u><u>\$ 22,754.9</u></u>
 <u>Sources of Appropriated Funds</u>					
<u>General Funds</u>	<u>\$ 6,000.0</u>	<u>\$ 18,030.7</u>	<u>\$ 18,030.7</u>	<u>\$ 18,391.9</u>	<u>\$ 18,943.9</u>
General Revenue Fund	-	10,574.0	-	-	-
Education Assistance Fund	6,000.0	7,456.7	18,030.7	18,391.9	18,943.9
 Illinois Mathematics and Science Academy Income Fund	 3,050.0	 3,050.0	 3,550.0	 3,700.0	 3,811.0

† Includes Federal Pass Through (PA 99-409, PA 99 491) Stop Gap I (PA 99-502), Stop Gap II (PA 99-524) appropriated for FY16.
 Excludes all court ordered personal services for FY2016.

Table 10
 FY2020 RECOMMENDATIONS
 STATE UNIVERSITIES CIVIL SERVICE SYSTEM

(in thousands of dollars)

<u>Resource Requirements</u>	<u>FY2016 Final Appropriations †</u>	<u>FY2017 Final Appropriations ††</u>	<u>FY2018 Final Appropriations</u>	<u>FY2019 Final Appropriations</u>	<u>FY2020 IBHE Recommendations</u>
Office Operations	\$ 75.0	\$ 1,101.2	\$ 1,058.6	\$ 1,082.2	\$ 1,190.4
Total	\$ 75.0	\$ 1,101.2	\$ 1,058.6	\$ 1,082.2	\$ 1,190.4
<u>Sources of Appropriated Funds</u>					
<u>General Funds *</u>	\$ 75.0	\$ 1,101.2	\$ 1,058.6	\$ 1,082.2	\$ 1,190.4
General Revenue Fund	-	946.2	1,058.6	1,082.2	1,190.4
Education Assistance Fund		155.0			
Budget Stabilization Fund	75.0				

* General funds total includes Budget Stabilization Fund, Personal Property Tax Replacement Fund, & the Fund for the Advancement of Education.

† Includes Federal Pass Through (PA 99-409, PA 99 491) Stop Gap I (PA 99-502), Stop Gap II (PA 99-524) appropriated for FY16.
 Excludes all court ordered personal services for FY2016.

†† Includes Stop Gap II (PA 99-524) appropriated for FY17 & final appropriations from PA 100-21.

Table 11
 FY2020 RECOMMENDATIONS
 BOARD OF HIGHER EDUCATION
 ALL FUNDS

(in thousands of dollars)

<u>Resource Requirements</u>	<u>FY2016 Enacted Appropriations †</u>	<u>FY2017 Final Appropriations ††</u>	<u>FY2018 Final Appropriations</u>	<u>FY2019 Final Appropriations</u>	<u>FY2020 IBHE Recommendations</u>
Office Operations/Lump Sum	\$ 1,560.0	\$ 2,989.3 ***	\$ 3,933.0 **	\$ 4,085.9 **	\$ 4,547.4 **
Essential Operating Funding Payments to Institutions		20,000.0	-	-	-
Total	<u>\$ 1,560.0</u>	<u>\$ 22,989.3</u>	<u>\$ 3,933.0</u>	<u>\$ 4,085.9</u>	<u>\$ 4,547.4</u>
 <u>Source of Appropriated Funds</u>					
<u>General Funds</u>	<u>\$ 500.0</u>	<u>\$ 21,929.3</u>	<u>\$ 2,753.0</u>	<u>\$ 2,805.9</u>	<u>\$ 3,067.4</u>
General Revenue Fund	-	20,893.8	2,753.0	2,805.9	3,067.4
Education Assistance Fund	-	1,035.5	-	-	-
Budget Stabilization Fund	500.0	- **	-	-	-
<u>Other Funds</u>	<u>\$ 1,060.0</u>	<u>\$ 1,060.0</u>	<u>\$ 1,180.0</u>	<u>\$ 1,280.0</u>	<u>\$ 1,480.0</u>
Private College Academic Quality Assurance Fund	80.0	80.0	100.0	100.0	100.0
Academic Quality Assistance Fund	400.0	400.0	500.0	500.0	600.0
PBVS Quality Assurance Fund	550.0	550.0	550.0	550.0	650.0
Distance Learning Fund **	30.0	30.0	30.0	100.0	100.0
IBHE Data Resource and Recovery				30.0	30.0

* General funds total includes Budget Stabilization Fund, Personal Property Tax Replacement Fund, & the Fund for the Advancement of Education.

** Includes Information Systems and Research Units

*** Portion of lump sum that was allocated to grant programs are including in the IBHE Grants Budget.

† Includes Federal Pass Through (PA 99-409, PA 99 491) Stop Gap I (PA 99-502), Stop Gap II (PA 99-524) appropriated for FY16.

Excludes all court ordered personal services for FY2016.

†† Includes Stop Gap II (PA 99-524) appropriated for FY17 & final appropriations from PA 100-21.

Table 12

FY2020 RECOMMENDATIONS
 IBHE INSTITUTIONAL GRANTS/SPECIAL INITIATIVES
 ALL FUNDS

(in thousands of dollars)

	FY2016 Final Appropriations †	FY2017 Final Appropriations ††	FY2018 Final Appropriations	FY2019 Final Appropriations	FY2020 IBHE Recommendations
Illinois Financial Assistance for Nonprofit Institutions	\$ -	\$ -	\$ -	\$ -	\$ 25,000.0
University Center of Lake County *	-	1,705.5 **	1,055.7	1,055.7	1,161.3
Quad Cities Graduate Study Center	-	82.0	73.8	73.8	81.2
MyCreditsTransfer	-	300.7 **	183.3	183.3	201.6
Cooperative Work Study Grants	-	1,089.4	980.5	980.5	1,078.6
Chicago Area Health & Medical Careers Program	-	-	1,433.6	1,433.6	1,433.6
Illinois Mathematics and Science Fusion Program	-	106.5	95.9	95.9	105.5
Diversifying Higher Education Faculty in Illinois (DFI)	-	1,456.5	1,456.5	1,456.5	1,456.5
Grow Your Own Program	-	1,466.3	1,466.3	1,466.3	1,466.3
Nursing School Grants	-	415.4	373.9	373.9	411.3
Nurse Educator Fellowships	-	219.3	197.4	197.4	217.1
Washington Center Internship Program	-	97.8	-	-	-
NCLB - Improving Teacher Quality State Grant Program (Federal)	5,500.0	5,500.0	5,500.0	5,500.0	5,500.0
Total	\$ 5,500.0	\$ 12,439.4	\$ 12,816.9	\$ 12,816.9	\$ 38,113.0
<u>Sources of Appropriated Funds</u>					
<u>General Funds</u>	\$ -	\$ 6,939.4	\$ 7,316.9	\$ 7,316.9	\$ 32,613.0
General Revenue Fund	-	2,800.6	7,316.9	7,316.9	32,613.0
Education Assistance Fund	-	4,138.8			
<u>Other Funds</u>					
Federal Funds	5,500.0	5,500.0	5,500.0	5,500.0	5,500.0

**FY2017 Partial Appropriations were appropriated as IBHE Lump Sum

† Includes Federal Pass Through (PA 99-409, PA 99 491) Stop Gap I (PA 99-502), Stop Gap II (PA 99-524) appropriated for FY16.

†† Includes funding from Stop Gap II (PA 99-524) & PA 100-21, since funding for grants was passed after June 30, 2017 most grant spending could not be spent.

Table 13
 FY2020 RECOMMENDATIONS
 STATE UNIVERSITIES RETIREMENT SYSTEM
 ALL FUNDS

(in thousands of dollars)

	FY2016 Enacted Appropriations †	FY2017 Final Appropriations †	FY2018 Final Appropriations *	FY2019 Final Appropriations	FY2020 IBHE Recommendations
<u>Resource Requirements</u>					
<u>State University Retirement System</u>	\$ 1,606,104.6	\$ 1,675,735.1	\$ 1,592,118.3	\$ 1,589,500.6	\$ 1,860,369.1
Contributions to State University Retirement System	1,601,480.0	1,671,426.0	1,587,985.0	1,585,109.8	1,855,938.0
General Funds	1,411,480.0	1,501,426.0	1,372,985.0	1,370,109.8	1,640,938.0
State Pension Fund	190,000.0	170,000.0	215,000.0	215,000.0	215,000.0
Community College Retirees Health Insurance	4,624.6	4,309.1	4,133.3	4,390.8	4,431.1
 <u>Source of Appropriated Funds</u>					
<u>General Funds</u>	\$ 1,416,104.6	\$ 1,505,735.1	\$ 1,377,118.3	\$ 1,374,500.6	\$ 1,645,369.1
General Revenue Fund	1,416,104.6	1,505,735.1	1,372,985.0	1,370,109.8	1,640,938.0
Education Assistance Fund	-	-	4,133.3	4,390.8	4,431.1
State Pensions Fund	190,000.0	170,000.0	215,000.0	215,000.0	215,000.0

† Continuing appropriation

* Amount appropriated less than certified amounts required to be paid per state law

Summary Narrative by Budget Area

Recommended State Appropriations from General Funds

Public Universities

Fiscal Year 2018 Recommended Funding: \$1,215,341,700

The Fiscal Year 2020 recommendation includes a return of total investment of \$1.2 billion for public universities. This would add \$110.3 million and would be a ten percent increase over the Fiscal Year 2019 funding level. However, it is only 1.1 percent over the Fiscal Year 2015 level and is approximately 6.1 percent less than Fiscal Year 2015 when adjusted for inflation (CPI). It also does not take into account the higher education price index which consistently runs higher than the CPI. The ability of universities to keep pace with inflation is the first priority of the IBHE. Public university funding from the state has kept pace with inflation only once since Fiscal Year 2002, in Fiscal Year 2009. On the other hand, appropriations have been cut repeatedly. In five different years universities lost 7.6 percent to inflation or more, and that even excludes Fiscal Year 2016 when funding was only about 30 percent of the previous year.

Unfortunately, to limit the damage to services and continue to pursue the missions of their institution, universities had to resort to increases in their only other funding source, student tuition and fees. As a result, between Fiscal Year 2002 and Fiscal Year 2018 the proportion of costs covered by state funds declined by more than half, from 72 percent to 34.9 percent. The sharp increase in tuition and fees has resulted in an affordability crisis, which was exacerbated by the budget impasse. Universities have already made significant cuts while doing their best to protect student services and their missions. Going forward, unless state appropriations rebound, they are faced with a dilemma. They can make up the difference with further increase in tuition and fees or they can make even deeper cuts.

However, at this point nobody wants to see increases in tuition. Rather there is an interest in addressing the affordability crisis and even discussion of free tuition. However, universities have become so dependent on tuition income that at the current 2.6 percent rate of inflation it will take a 7.4 percent increase in state appropriations to the university system to maintain level buying power without increasing tuitions, assuming flat enrollments.

Figure 13

Maintaining Buying Power with No Increase in Tuition

	\$ Distribution	Increase	Net
Inflation	100%	2.6%	102.6%
University Income Funds	65.1%	0.0%	65.1%
State \$	34.9%	7.4%	37.5%
Net			102.6%

Figure 14
Maintaining Buying Power if No Increase in State Funds

	\$ Distribution	Increase	Net
Inflation	100%	2.6%	102.6%
University Income Funds	65.1%	4.0%	67.7%
State \$	34.9%	0.0%	34.9%
Net			102.6%

Conversely, if universities receive no increase in state funding they would have to increase tuition revenues, system-wide, by four percent. The Truth in Tuition law compounds the latter problem. Since that law requires universities to guarantee students the same tuition rates they start with, they can only increase rates on incoming students. This means they would have to increase tuition by more than twice the four percent they need in revenues to maintain level funding.

Besides the struggles universities face in their efforts to hold down current costs in the face of declining state revenues, universities face a series of challenges, including the following:

- **Working Capital:** As with any enterprise, working capital is important to the health of an entity. Universities went two years with limited funding from the state. They had to continue to serve students and pursue their missions by tapping their working capital without knowing if they would ever be reimbursed. They tried to make adjustments as best they could. Unlike almost every other major sector of state government, universities and community colleges ultimately received just 30 percent of their Fiscal Year 2015 funding level in Fiscal Year 2016. This means their capital has been reduced permanently. Unfortunately, reduced working capital has a number of negative consequences. It is considered by accrediting bodies, such as the Higher Learning Commission, and by bond rating agencies. It is also considered in many ratings of universities which are used by students and families to help decide where to attend college. Universities need more sufficient funding to help them maintain and, hopefully, rebuild their working capital.
- **Bond Ratings:** Before the budget impasse, every university who requested a bond rating held an investment grade rating. By the end of the impasse, only the University of Illinois and Illinois State had investment grade bond ratings and even their ratings had fallen. Lower bond ratings make it more expensive to borrow. Universities need funding levels that will allow them to continue their recovery and rebuild their bond ratings.
- **Reputation:** The budget impasse damaged the reputation of Illinois public universities both inside of Illinois and outside of the state. In many cases well beyond what is warranted. They must take extra steps to rebuild their reputation and draw students back to the state. This is an additional challenge with limited funds. Universities need funding that can help fuel the recovery of their reputation.
- **Maintenance Needs:** The onset of the budget impasse left universities with few good options for dealing with the sudden, sharp reduction in state funding. The bulk of their costs are related to staff and faculty. They had limited flexibility to reduce those costs quickly. Areas where they could adjust their spending was in permanent improvements and repairs and maintenance. Unfortunately, this was already a problem because as state support for capital maintenance evaporated, they had to increasingly draw on declining state operations funding and special student fees to cover maintenance needs. However, they had little choice and over the two years of the budget impasse universities spent a total of \$291.1 million less than would have been expected based on the average for the previous five year period, Fiscal Years 2011 to 2015. With known budget levels in Fiscal Year 2018, they were able to spend more but the budget for Fiscal Year 2018 was cut by ten

percent. It is not surprising that their spending was still only 71.4 percent of the average prior to the budget impasse. The additional problem with these reductions in spending is that these are not needs that go away. This adds to the deferred maintenance backlog.

Figure 15

University Annual Permanent Improvements and Repairs/Maintenance Expenditures

2011	\$248,785.6
2012	\$242,324.7
2013	\$252,277.0
2014	\$224,141.6
2015	\$199,039.7
2016	\$95,348.4
2017	\$80,183.1
2018	\$166,599.5
Average FY11-FY15	\$233,313.7
Impasse Average	\$87,765.8
2 Year Reduction	\$291,095.9
FY18/FY11-FY15 Average	71.4%

In millions

Community Colleges

Fiscal Year 2018 Recommended Funding: \$293,621,500

The Fiscal Year 2020 recommendation for community colleges is \$293.6 million for unrestricted grants and initiatives to include \$188.8 million for Base Operating Grants, \$74.6 million for Equalization Grants, \$1.9 million for office operations, and \$483,900 for continued implementation of the Illinois Longitudinal Data System (ILDS). The recommendation also included a \$359,000 set aside for performance based funding and \$265,000 million for the Apprenticeship Ready program.

The request is for \$23.3 million in additional funding. Community college funding has suffered in ways similar to public universities. Although, community colleges have access to property taxes in addition to tuition revenues. Thus, the decreasing support from the state has not only created pressure to increase tuition but it also has put pressure on local property taxpayers as well. Following our decision rules, programs which were cut in Fiscal Year 2018 are recommended for a ten percent increase, while programs which were not cut were not recommended for increases. This is to emphasize the need to restore programs which were cut.

The additional funding will help repair the most recent damage done and help colleges recover, be more competitive for students, and help create a more ready and competitive workforce. However, as with public universities, funding first must cover increasing costs. There is a strong desire to hold down tuitions and to avoid increases in property taxes. Both have increased sharply since Fiscal Year 2002 to make-up for reductions in state support. Failure to fund significant increases will result in a combination of increased tuitions, increased property taxes, and program reductions.

Adult Education and Postsecondary Career and Technical Education

Fiscal Year 2018 Recommended Funding: \$51,393,400

These programs provide critical services to adults with less than a 12th grade education, adults for whom English is a second language, and high school and adult students pursuing career and technical training. Federal grants for programs like adult education flow through the state appropriation process. This state funding provides the matching funds required to qualify for the federal funds. The Fiscal Year 2020 total general funds recommendation represents funding equal to Fiscal Year 2019 funding levels. While increased funding is justified, the request for flat funding reflects the decision rule to emphasize the need to restore programs which received the most significant, and most recent, budget damage and to emphasize direct student supports.

Illinois Student Assistance Commission

Fiscal Year 2018 Recommended Funding: \$643,523,500

The IBHE \$643.5 million recommendation includes a total increase of \$152.4 million. This is comprised of \$100 million for the Monetary Award Program, \$20 million for AIM HIGH, \$26.4 million to return to funding Veterans and National Guard grants, and \$6 million for agency operations and outreach.

Operational Support and Outreach

An increase of \$6 million is requested to allow ISAC to continue to provide the state operation support the administration of state grant and scholarship programs and to continue to provide outreach and education to students and families on financing college. This does not represent an increase in spending. Rather, it makes-up for declining federal loan support revenues. The Fiscal Year 2019 budget included \$2 million for this purpose. This is the first time ISAC has been supported in this way. Between 2006 and 2014, the operations of all ISAC programs were paid for with revenue from ISAC's Student Loan Operating Fund (SLOF), which, according to ISAC, saved the state \$150 million or more. Revenues from SLOF come from the federal student loan program that has been discontinued, with no new loans serviced since 2010. ISAC's student loan operations remain self-sustaining, but they cannot continue to fully fund the rest of the agency's core operations.

Operational funding from the state is needed to ensure that the agency is able to continue to appropriately administer scholarships and grants. Beyond approving payments, these functions include training high school, college, and lender personnel on state and federal programs; developing administrative rules and procedures; counseling applicants on how to maintain or demonstrate eligibility; helping students and borrowers navigate other agencies' systems to collect appropriate documentation; handling appeals; auditing schools for compliance with program laws and regulations; maintaining security for records that contain millions of pieces of sensitive personal identifying information; and more.

ISAC Scholarship and Grant Programs

Monetary Award Program (MAP)

IBHE recommends a Fiscal Year 2020 appropriation of \$501,341,900 for MAP. This would be an increase of \$100 million to increase the number of awards and improve the proportion of tuition and fees awards can cover. For Fiscal Year 2018 the appropriation was increased by ten percent to \$401.3 million. That was the only increase granted for higher education in Fiscal Year 2018. Most of the system received a ten percent decrease. However, no MAP increase was granted for Fiscal Year 2019. The Fiscal Year 2018 increase allowed for an increase in the number of grants and a significant increase in the proportion of tuition and fees covered for recipients attending community colleges. However, as is explained elsewhere, when viewed in a historic context, MAP still covers only a fraction of what it did historically. With the sharp increases in tuition and fees imposed to offset declines in state support, affordability has become an increasing concern and while MAP is extremely helpful, funding has not kept-up. In spite of ISAC being able to use part of the increased MAP funding to increase the Fiscal Year 2018 effective maximum grant to \$4,869 from \$4,720 where it had been since Fiscal Year 2001, it is lower than the effective maximum of \$4,968 in Fiscal Year 2002. In fact the maximum effective grant covered 100 percent of public university and community college tuition and fees and 29 percent of private college and university costs in Fiscal Year 2002. For Fiscal Year 2018 it will only cover 66 percent for community colleges costs, 32.1 percent for public universities and 13 percent for private colleges and universities.

It is important to note that, even though MAP covers only a fraction of the cost of tuition and fees for those who would struggle to afford college without it, ISAC also cannot cover all of the eligible applications it receives. They must cut-of applications and adjust the numbers to match the funding available. As recently as Fiscal Year 2009 MAP was able to cover 47 percent of eligible award costs. For Fiscal Year 2016 that reached a low of just 34 percent. Due to the increased funding in Fiscal Year 2018, ISAC projects it will be able to cover 44.8 percent of eligible students in Fiscal Year 2019. The bottom line is ISAC will only be able to cover 31.2 percent of the weighted tuition and fees (public universities) for less than half of eligible students in Fiscal Year 2019.

MAP funding helps those students with the greatest financial needs. For five universities the amount of MAP award dollars paid out in Fiscal Year 2017 was the equivalent of 17.8 percent or more of the amount they received in appropriations for Fiscal Year 2019, with the top being Illinois State at 25.5 percent. This helps explain why many of these institutions struggled during the budget impasse, while they were not receiving reimbursements from the state for MAP grants. It also likely means that schools with the greatest financial need will benefit the most from increased MAP funding.

Figure 16
Public University Distribution of MAP Awards
FY17 Enrollment and Awards, FY19 Appropriation

	Fall 2017 Undergrad Enrollment	% of State Enrollment	2017 Awards	% of State Awards	Awards % of Enrolled	MAP \$ Paid	FY19 Approp.	Map % of University Approp.
CSU	2,095	1.54%	1,286	3.0%	61.4%	\$3,161,694	\$33,351,300	9.5%
EIU	5,568	4.1%	1,998	4.6%	35.9%	\$7,028,845	\$39,451,700	17.8%
GSU	3,326	2.4%	1,499	3.5%	45.1%	\$3,506,019	\$22,089,100	15.9%
ISU	18,330	13.5%	4,656	10.8%	25.4%	\$16,926,099	\$66,304,100	25.5%
NEIU	7,113	5.2%	2,882	6.7%	40.5%	\$7,277,390	\$33,873,200	21.5%
NIU	13,424	9.9%	5,289	12.2%	39.4%	\$19,036,444	\$83,623,200	22.8%
SIU System							\$184,512,000	10.4%
SIUC	10,987	8.1%	3,315	7.7%	30.2%	\$11,680,808		
SIUE	11,402	8.4%	2,606	6.0%	22.9%	\$7,475,723		
U of I System							\$594,644,900	11.3%
UIC	19,448	14.3%	8,844	20.4%	45.5%	\$34,582,668		
UIS	2,932	2.2%	794	1.8%	27.1%	\$2,598,176		
UIUC	33,624	24.8%	7,118	16.5%	21.2%	\$29,755,468		
WIU	7,599	5.6%	2,980	6.9%	39.2%	\$11,063,599	\$47,226,700	23.4%
Public University Totals	135,848	100.0%	43,267	100.0%	31.8%	\$154,092,933	\$1,105,076,200	13.9%

However, for students this is only part of the story. These numbers only count students who were both eligible and used the award. Each school has a number of students who were eligible but who did not receive an award because they put in the FAFSA after the cut-off date. Also, this does not show students who did not attend a state university when they did not receive an award. This also has a differential impact on universities because universities who serve students with the greatest financial need also are more likely to have students who apply late. For instance, first generation college students are more likely to apply late because they do not have family to help them through the process. So, those students and the universities that cater to them will suffer more from the inability of MAP to cover more than half of eligible students.

In recent years ISAC has seen a drop in application volume and a resulting decline in applications found eligible. Based on the underlying trends it seems likely some of this was related to students and families discouraged by the budget impasse. There are a number of reasons for this but students who decide to not attend college will not apply for assistance and students who know they are going out of state will not be considered for a MAP award, since MAP can only be used at Illinois schools. It is acknowledged that the negative publicity about public education in Illinois during the budget impasse discouraged some students from even applying to Illinois schools. Additional MAP funding and the accompanying publicity should help encourage more students to apply to Illinois schools again.

More robust MAP funding will be an important part of the effort to rebuild the reputation of higher education system and to winning back students and families to the value of Illinois colleges and universities, including private schools. In Fiscal Year 2017, the most recent year for which final data is currently available, 45.1 percent of MAP funds went to students attending private sector

institutions. Therefore, increased MAP funding is not just a benefit to public sector schools but Illinois vibrant private sector higher education system as well.

AIM HIGH

The IBHE Fiscal Year 2020 recommendation is for a \$20 million increase in the new AIM HIGH program for a total of \$45 million. AIM HIGH was funded for the first year in Fiscal Year 2019. It is a merit based scholarship program which is individualized to the needs, and students, of each of the state's public university. Universities must match state appropriated funds. University plans are approved in Fiscal Year 2019 but the support will actually support students in Fiscal Year 2020. Rules indicated that universities must cover students who maintain eligibility for four years if they are starting as freshmen. However, at this time, funding will only cover one year of students. IBHE notes that if additional funding is not provided it will mean the program will only have a one-time hit, which will dramatically limit its impact. Therefore, additional funding is needed to allow it to take full effect. The \$20 million increase is less than double the initial \$25 million appropriation because we assume some fall-off of eligible students from the first class.

Illinois Veteran Grants and National Guard Grants

IBHE's Fiscal Year 2020 recommendation for \$26,424,800 is to return to funding Illinois Veteran Grants and Illinois National Guard Grants through ISAC. The state waives tuition and fees for both veterans and National Guard members at public universities and community colleges. Traditionally waiver costs were reimbursed by ISAC with grant funding but that money was phased out after Fiscal Year 2011. It has since been an unfunded mandate on public universities and community colleges at a time when state funding for both operations and capital has diminished significantly. (Note: The Illinois Community College Board did receive a \$4,264,600 Fiscal Year 2019 appropriation to help colleges for whom veterans waivers represent a particularly severe financial burden.)

Institutional Equity: Considering the significant decline in state support, this requirement is a burden on all public universities and community colleges. However, the burden is not shared equally. That burden generally falls more heavily on schools less able to carry it. The enrollment of the three universities that received Essential Operating Funding payments during the budget impasse due to their particular financial issues (Chicago State, Eastern Illinois and Western Illinois) represented 9.7 percent of all public university students in Fiscal Year 2018 but covered 18.7 percent of all IVG and ING awards that year. Conversely, only two public universities exited the budget impasse with investment grade bond ratings, the University of Illinois and Illinois State. The enrollments of ISU, the University of Illinois at Chicago (UIC), and the University of Illinois at Urbana-Champaign (UIUC) represented 58.9 percent of all public university students in Fiscal Year 2016 but they only provided 27.0 percent of IVG and ING awards. Therefore, while returning to direct state funding would be welcomed by all public universities and community colleges, the benefits would be greater for those institutions who could best use it to recover from the budget impasse.

Community colleges actually provided 51.9 percent of all awards in Fiscal Year 2018. However, since community college tuition and fees are significantly lower than those for universities they only covered about a third of the costs.

Figure 17
**Impact of Veterans and Illinois National Guard Scholarships
on Universities and Community Colleges: Fiscal Year 2018**

	Fall 2018		Veterans Awards	National Guard Awards	Veterans and Nat. Guard Awards	Awardees % of Enrolled	Public Universities % of Awardees	Ratio of Awardees to FTE Enrolled
	All Enrolled	% of All Students						
CSU	2,392	1.5%	62	19	81	3.4%	2.7%	184%
EIU	5,296	3.2%	78	54	132	2.5%	4.4%	136%
GSU	3,554	2.2%	128	23	151	4.2%	5.0%	231%
ISU	18,305	11.2%	130	178	308	1.7%	10.2%	91%
NEIU	5,735	3.5%	123	17	140	2.4%	4.6%	133%
NIU	15,030	9.2%	195	115	310	2.1%	10.3%	112%
SIUC	12,591	7.7%	319	145	464	3.7%	15.4%	200%
SIUE	11,285	6.9%	157	182	339	3.0%	11.2%	163%
UIC	29,569	18.0%	173	84	257	0.9%	8.5%	47%
UIS	3,526	2.1%	161	75	236	6.7%	7.8%	364%
UIUC	48,744	29.7%	153	98	251	0.5%	8.3%	28%
WIU	8,134	5.0%	177	173	350	4.3%	11.6%	234%
Sub-Total		100.0%					100%	100%
Public University	164,161		1,856	1,163	3,019	1.8%	48.1%	
Community College*	282,180		2,260	992	3,252	1.2%	51.9%	
Total	446,341		4,116	2,155	6,271	1.4%	100.0%	

Note: ICCB normally is provided a grant to help some community colleges most burdened by covering IVG and ING costs but not for FY16.

Source: Illinois Student Assistance Commission

Benefit to Veterans: Unfortunately, the current IVG/ING financing system creates a subtle disincentive for universities and community colleges to recruit and provide supplemental supports. This is particularly true in a time when state funding was cut by ten percent and enrollments have declined as many potential students are leery of attending in-state institutions and it appears some are even choosing to not attend college at all. There is no sign that universities and community colleges have cut-back on their veterans’ recruitment efforts but it is a burden when they are making many difficult financial choices on how to reinvigorate their enrollments and keep students in Illinois. While returning to direct state funding would not add any new benefit for veterans or National Guard members, it would represent a reinvigorated commitment to those groups and create an incentive to attract veterans and National Guard members.

Drawing Federal Funds: The numbers of Veterans and National Guard grants has fluctuated since about 2004 but generally has been in decline. The number of veterans awards has fallen sharply since 2010. The main reason for this is a new federal veterans benefit passed in the wake of 9/11 that offers similar but not identical benefits. Veterans can choose which benefits to use and when. For instance, the VA benefits can be used for private schools while the state awards cannot. Application and enrollment data shows that the budget impasse has decreased the numbers of Illinois students applying for acceptance to and enrolling in Illinois higher education institutions, even to some extent private Illinois colleges. If the state again funded these grants directly through ISAC it would show a renewed commitment to both veterans and public higher education. This would create a vehicle to increase recruitment of veterans. However, based on the trend lines, even if such efforts are very successful it is unlikely it will result in more state funded grants creating

pressure to increase funding in future years. Rather, the growth would be in federal grant funds coming into the state.

Figure 18
**Total Veterans and Illinois National Guard Awards:
 Estimated Full Claims and Expenditures**

Year	ISAC Appropriation	Estimated Full Claims	ISAC Expenditures	ICCB Expenditures	Claims Minus Expenditures	Recipients
2002	\$23,750,000	\$23,789,591	\$23,405,138	\$0	\$384,453	13,698
2003	\$23,750,000	\$26,746,500	\$23,713,191	\$0	\$3,033,309	14,511
2004	\$23,750,000	\$28,415,000	\$23,708,934	\$0	\$4,706,066	13,816
2005	\$23,750,000	\$30,739,188	\$23,433,750	\$0	\$7,305,438	13,209
2006	\$23,750,000	\$37,076,517	\$23,681,596	\$0	\$13,394,921	13,992
2007	\$23,750,000	\$41,022,294	\$23,639,180	\$0	\$17,383,114	13,602
2008	\$23,750,000	\$43,693,581	\$23,703,734	\$5,483,167	\$14,506,679	13,359
2009	\$23,750,000	\$44,768,842	\$23,721,313	\$6,086,987	\$14,960,542	12,775
2010	\$21,591,716	\$44,048,058	\$21,540,075	\$7,261,503	\$15,246,480	13,381
2011	\$2,700,000	\$40,927,855	\$2,721,922	\$7,252,695	\$30,953,238	11,163
2012*	\$10,400,000	\$40,097,466	\$18,186,001	\$7,261,499	\$14,649,966	10,679
2013	\$0	\$40,168,969	\$0	\$750,000	\$39,418,969	10,004
2014	\$0	\$38,725,956	\$0	\$750,000	\$37,975,956	9,371
2015	\$0	\$38,092,966	\$0	\$1,287,800	\$36,805,166	8,286
2016	\$0	\$33,126,852	\$0	\$1,287,800	\$31,839,052	7,355
2017	\$0	\$35,089,808	\$0	\$1,328,800	\$33,761,008	6,991
2018	\$0	\$30,689,445	\$0	\$1,328,800	\$29,360,645	6,271

* Additional funds used to pay FY12 claims.

Promoting Illinois Higher Education: Returning to direct funding of IVG and ING grants through ISAC technically would not change the benefits available. However, in combination with additional MAP funding, it would demonstrate a commitment of the state to both veterans and Illinois public higher education. As noted previously, this would allow ISAC, community colleges and public universities to invigorate their efforts to promote college attendance at Illinois schools by Illinois veterans and National Guard members. This could be a part of the effort to rebuild the reputation and enrollments of Illinois higher education institutions with all populations, not just those eligible for IVG and ING grants.

Other ISAC Programs

ISAC has requested additional funding for several of its smaller student assistance grants. IBHE is not recommending increases in these lines because funding for those programs was not reduced in Fiscal Year 2018. One of the IBHE decision rules was to not request increases for programs that were not reduced in Fiscal Year 2018 to emphasize the importance of focusing any new funding available on helping programs recover. MAP is an exception to that rule due to its critical place in Illinois’ entire higher education system, including the private sector.

- Dependents of Fire, Police, or Correctional Officers: \$1,237,400
- Teachers Loan Forgiveness Program: \$439,900
- Nurse Educator Loan Repayment Program: \$264,000
- Veterans’ Home Nurse Loan Repayment Program: \$26,000
- Minority Teachers of Illinois Scholarships: \$1,900,000

- Golden Apple Scholars of Illinois: \$6,498,000

Illinois Mathematics and Science Academy

Fiscal Year 2018 Recommended Funding: \$18,943,900

The total recommended Fiscal Year 2020 level for IMSA is \$22.6 million, including \$3.8 million from the IMSA Income Fund. This represents an increase of \$552,000 in general funds and \$111,000 in the IMSA Income Fund.

IMSA was established in 1985 to provide a uniquely challenging education for Illinois students talented in mathematics and science and to serve as a catalyst for the advancement of STEM (Science, Technology, Engineering, and Mathematics) development and education across Illinois. IMSA has been named the number one public high school in America in NICHE.com rankings. Over the past five years, IMSA's residential high school has served students who are gifted in mathematics and science from 63 counties throughout the state. Additionally, 55 percent of PROMISE (Providing Opportunities for Mathematics and Science Enrichment) participants in 2018 (focused on underrepresented populations) were accepted and enrolled at IMSA. During 2018, 6,600 student and 3,800 educator participated in these programs, with 68 percent of partner schools being low-income. IMSA graduates hold 644 patents and 24 alumni are Presidents or CEOs of Illinois companies. Four of the top five institutions IMSA graduates attend are in Illinois: UIUC; UIC; Northwestern University; and the University of Chicago. In June 2018, IMSA hosted the 14th Annual International Science Fair the first time the fair has been hosted in the United States. IMSA has been granted the authority to admit from outside of Illinois. This will not impact the current 650 Illinois student enrollment. Out-of-state students will not be admitted until additional dormitories are available. This expansion will not require expenditure of additional state funds.

State Universities Civil Service System

Fiscal Year 2019 Recommended Funding: \$1,190,400

SUCSS develops and administers the basic rules and procedures related to the employment of all non-academic or administrative staff at the public universities and related state agencies. The Fiscal Year 2019 recommendation for SUCSS represents a \$108,200 increase over the Fiscal Year 2019 final appropriation. This is a ten percent increase and would roughly return their funding to the Fiscal Year 2015/2017 level. However, due to the many cuts they have received over many years, it actually only takes them back to their Fiscal Year 1998 funding level, and that does not take into account the impact of inflation over the intervening 21 years. Unlike universities and community colleges, which have other funding streams, SUCSS has no way to make-up for state funding cuts. Their responsibilities have not decreased in the last 21 years. As a result, as their staffing has declined and their ability to be fulfill their responsibilities has suffered. For instance, they struggle to maintain classifications and examinations to keep them relevant to current jobs. Some have not been updated in 25-30 years.

Illinois Board of Higher Education Operations

Fiscal Year 2020 Recommended Funding: \$3,067,400

The Fiscal Year 2020 general funds recommendation for IBHE's represents an increase of \$261,500. This request will enable IBHE to continue providing statewide higher education planning and coordination, academic program approvals, budget recommendations, data systems, and various institutional grant programs. The increase for the operating budget includes funds for the following:

- Cost escalations.
- Funds to cover development of a new Higher Education Master Plan. The current plan is known as the [*Illinois Public Agenda for College and Career Success*](#). The current 10-year plan is expiring.
- Funding for coordination of a campaign to educate the public about the benefits of higher education for students and the state as a whole. The Coalition for Higher Education brings together public universities, community colleges, private colleges and universities, and business interests and others from the private sector. This group was most active during the budget impasse but the damage done to the reputation of Illinois' higher education system during the impasse, along with a growing doubt in the public about the value of higher education, has increased the need for a coordinated promotion of higher education in the state. Illinois is falling behind the need for workers with post-secondary certificates and degrees. Unfortunately, reductions in the IBHE budget have resulted in a significant reduction in its ability to lead the process and there is no money to help contribute to publicity campaigns.

The IBHE budget includes \$400,900 for the Illinois Longitudinal Data Systems. The ILDS request will continue the support for IBHE staff, system development, data collection, and the production of student and workforce reports in Fiscal Year 2020. Objectives of the IBHE's ILDS work in progress include:

- Merging higher education data with information from other state agencies via the Common Demographic Data Administrator (CDDA).
- Integrating financial aid data into IBHE's overall data system and examining how first generation college students perform relative to other students.
- Framing performance and accountability measures for higher education which is important as the performance funding formula evolves.
- Developing a data sharing agreement with ISAC to provide them with information they are no longer able to capture due to the streamlining of the FAFSA, such as detailed information on race and ethnicity.
- Pursuing multi-state collaborations to share education and workforce data with other states.
- Launching a template for a community college feedback report that will provide key information to each community college regarding the academic performance of their former students after they transfer to four-year colleges.
- Continuing the effort to operationalize a definition of high quality credentials that takes into consideration labor market outcomes, as well as social utility.
- Working in conjunction with INCCRRA to merge information specific to Early Childhood Credential holders (Gateways) into the ILDS.
- Collaborating with Illinois Department of Employment Security, Illinois State University, and the Illinois Student Assistance Commission to develop a platform that will allow IBHE staff as well as institution-designated researchers to examine the Illinois-specific workforce outcomes of program graduates.

- Working in conjunction with the Illinois State Board of Education (ISBE) to develop better college readiness indicators will allow for the development of metrics focusing on overall college enrollment, outmigration, and sector specific patterns.
- Providing technical training to institutional users of the ILDS to better ensure that the information that is collected is accurate and valid. Delivering that training both in-person and via webinars.

Illinois Board of Higher Education Institutional Grants

Fiscal Year 2018 Recommended Funding: \$32,613,000

An increase of \$296,100 is recommended for current IBHE’s grants and special initiatives plus \$25 million to reintroduce the Illinois Financial Assistance Act for Nonpublic Institutions of Higher Education grant program as a complement to the AIM HIGH program. Ten percent increases for grants and programs is requested if those programs were reduced in the Fiscal Year 2018 budget. The intent is to help them recover to previous levels of service or operations. No changes in funding are recommended for programs which were not reduced in Fiscal Year 2018. Those programs had to be restarted from scratch in Fiscal Year 2018 because they experienced an interruption during the two years of the budget impasse.

The Financial Assistance for Nonpublic Institutions funding would restart a program that rewarded private colleges and universities for the enrollment of Illinois residents. This program would have goals similar to the AIM Higher program and would be a complement to that program.

Operational Grants Supporting Student/Academic Programs

Financial Assistance for Nonpublic Institutions

Fiscal Year 2020 Recommendation: \$25,000,000

Funding for the Illinois Financial Assistance Act for Nonpublic Institutions of Higher Learning would be the return to a program that rewarded the state’s private colleges and universities for enrollment of Illinois residents. This would be another means of addressing the problem of Illinois students leaving to attend college outside of Illinois. While this is not a new program, it would complement the AIM HIGH program. Rules for the program would be developed to maximize current state goals.

University Center of Lake County

Fiscal Year 2020 Recommendation: \$1,161,300

Fiscal Year 2019 Funding: \$1,055,700

Fiscal Year 2018 Funding: \$1,055,700

Fiscal Year 2017 Funding: \$1,173,000 (Excludes essential services payment from IBHE, \$532,500)

Fiscal Year 2016 Funding: \$0

Fiscal Year 2015 Funding: \$1,173,000

Illinois Public Agenda Goals: 1, 2, 3, and 4

Established by IBHE in 1998, the University Center of Lake County (UCLC) is a consortium of 20 public and private colleges and universities that deliver bachelor completion, master’s degrees, and certificate and workforce development programs to an underserved northeast suburban Chicago. The 91,000 square foot state-owned UCLC facility was built with county, state, and federal funds on land donated by the College of Lake County in Grayslake. Approximately 1,150

students are enrolled in over 1,300 courses in a recent term. Approximately 300 degrees or certificates are awarded annually.

The creation of the University Center was a decision made by IBHE after much research. In early studies and through almost two decades of experience, the University Center delivery model has shown that it allows the most opportunity and the greatest access to high-quality higher education programs at the lowest cost.

The recommended \$105,600 increase over the Fiscal Year 2019 grant would roughly return their funding level to what it was in Fiscal Years 2015 and 2017. However, this is still far below the appropriation the \$2.6 million to \$2.9 million appropriation they received from Fiscal Years 2005 to 2009. Although UCLC has made significant reductions in operations to accommodate the lower level of appropriation, their capital reserves have been reduced significantly due to deficit spending. A higher level of support is needed to assure their sustainability in the long-term.

More information on the UCLC can be found at ucenter.org.

Quad-Cities Graduate Study Center

Fiscal Year 2020 Recommendation: \$81,200

Fiscal Year 2019 Funding: \$73,800

Fiscal Year 2018 Funding: \$73,800

Fiscal Year 2017 Spending: \$26,655

Fiscal Year 2017 Funding: \$82,000

Fiscal Year 2016 Funding: \$0

Fiscal Year 2015 Funding: \$82,000

The Quad-Cities Graduate Study Center (Grad Center) is an academic consortium that was founded in 1969 by members of the business, government, and education communities to increase access to high quality graduate-level programming and foster local economic growth. The Grad Center is designed for students whose work and family responsibilities make traditional on-campus study difficult. The Grad Center strives to develop convenient and diverse program offerings for students.

The Grad Center works with 10 member institutions to offer graduate programs with certificate, masters, doctorate, and non-credit options to more than 3,000 students annually.

The Fiscal Year 2017 appropriation for the Grad Center was equal to the Fiscal Year 2015 level, \$82,000. However, since they received no funding for Fiscal Year 2016 and had no surety of any Fiscal Year 2017 funding, they only expended \$26,655. This and the reduced funding for Fiscal Years 2018 and 2019 weaken the center's ability to sustain itself.

More information on the Quad-Cities Graduate Center can be found at gradcenter.org.

MyCreditsTransfer Project

Fiscal Year 2020 Recommendation: \$201,600

Fiscal Year 2019 Funding: \$183,300

Fiscal Year 2018 Funding: \$183,300

Fiscal Year 2017 Funding: \$203,700 (Excludes essential services payment from IBHE, \$97,000)

Fiscal Year 2016 Funding: \$0

Fiscal Year 2015 Funding: \$203,700

Illinois Public Agenda Goals: 1, 2, 3, and 4

The MyCreditsTransfer Project is a statewide initiative that makes information available to students via a free web-based tool (Transferology). The MyCreditsTransfer Project seeks to aid all students who intend to transfer credits among Illinois higher education institutions. Students can create personal accounts through which they can track their progress toward specific degrees at institutions where they have not yet matriculated. The information made available to transfer students through Transferology helps enable them to make the most of their time and money as they work toward degree completion. One of the intended outcomes of the MyCreditsTransfer Project is to provide students who are underrepresented in higher education access to information about how they can most efficiently transfer to baccalaureate-granting institutions. With increased implementation at the state's public universities and with improved promotion at the state's community colleges, the goal is to see larger numbers of underrepresented minority students transferring and a greater proportion of those students moving from community colleges to Illinois senior institutions.

In addition to the IBHE grant, MyCreditsTransfer is supported by the University of Illinois, the iTransfer.org project, and the participating institutions. The University of Illinois has been subsidizing this program even though it benefits many others. The \$18,300 increase is therefore justified to restore funding back to approximately the Fiscal Years 2015 and 2017 level and to reduce the amount the University of Illinois is required to subsidize this important project that benefits students statewide and many institutions other than the University of Illinois.

More information on MyCreditsTransfer can be found at mycreditstransfer.com.

Cooperative Work Study Grants

Fiscal Year 2020 Recommendation: \$1,078,600

Fiscal Year 2019 Funding: \$998,500

Fiscal Year 2018 Funding: \$980,500

Fiscal Year 2017 Spending: \$0

Fiscal Year 2017 Funding: \$1,089,400

Fiscal Year 2016 Funding: \$0

Fiscal Year 2015 Funding: \$1,089,400

Illinois Public Agenda Goals: 1, 2, 3, and 4

This appropriation allows IBHE to award grants to public and nonpublic institutions of higher education to offer cooperative work study programs that provide opportunities for students to apply the theory learned during their educational preparation to the world of work. Institutions seek internships that will assist the students financially, provide relevant clinical work experiences in occupations related to their field of academic study, and lead to future employment. By strengthening the cooperation between higher education, business, industry and government, this program encourages students to seek permanent employment in Illinois. For Fiscal Year 2019, IBHE has recommended funding projects at 38 schools which will provide approximately 1,031 students with internships statewide. Applications for funding always greatly exceed the amount of funds available. The recommended increase of \$98,100 would return the program to a level similar to where it was prior to the budget impasse. It would provide funding for approximately 10% more students.

Illinois Mathematics and Science Academy Fusion Program

Fiscal Year 2020 Recommendation: \$105,500

Fiscal Year 2019 Funding: \$95,900

Fiscal Year 2018 Funding: \$95,900

Fiscal Year 2017 Spending: \$0

Fiscal Year 2017 Funding: \$106,500

Fiscal Year 2016 Funding: \$0

Fiscal Year 2015 Funding: \$106,500

IMSA Fusion is an after-school enrichment program for Illinois students in late elementary (grades 4-5) and middle school (grades 6-8) who are talented, interested and motivated in mathematics and science, with a special focus on students historically underrepresented and underserved in mathematics and science. Fusion also serves as a professional development program for participating Illinois teachers.

IMSA Fusion has four major goals:

- To maintain or increase students' interest, involvement and literacy in science and mathematics;
- To enhance the knowledge and skills of middle school science and mathematics teachers;
- To stimulate excellence in middle schools' science and mathematics programs; and
- To help increase access to programming for students who are historically underrepresented in mathematics and science, and for all areas of the state.

The requested increase of \$9,600 will help IMSA maintain this popular program and continue its recovery after it had to be suspended during the budget impasse.

Diversifying Higher Education Faculty in Illinois (DFI)

Fiscal Year 2020 Recommendation: \$1,456,500

Fiscal Year 2018 Funding: \$1,456,500

Fiscal Year 2018 Funding: \$1,456,500

Fiscal Year 2017 Spending: \$0

Fiscal Year 2017 Funding: \$1,456,500

Fiscal Year 2016 Funding: \$0

Fiscal Year 2015 Funding: \$1,456,500

Illinois Public Agenda Goals: 1, 2, and 3

This appropriation enables IBHE to provide competitive fellowship awards under the Diversifying Higher Education Faculty in Illinois program to eligible underrepresented students pursuing graduate and professional degrees at Illinois public and private institutions of higher education. As a condition of their award, recipients agree to accept a teaching or staff position at an Illinois higher education institution or governing board, or an education-related position in a state agency. For Fiscal Year 2018, DFI is funding 103 fellowships. No increase is recommended for Fiscal Year 2020.

Grow Your Own (GYO) Teacher Education Initiative

Fiscal Year 2020 Recommendation: \$1,466,300

Fiscal Year 2019 Request: \$1,466,300

Fiscal Year 2018 Funding: \$1,466,300

Fiscal Year 2017 Spending: \$0

Fiscal Year 2017 Funding: \$1,466,300

Fiscal Year 2016 Funding: \$0
Fiscal Year 2015 Funding: \$1,466,300
Illinois Public Agenda Goals: 1, 2, and 3

This appropriation enables IBHE to provide competitive awards under the Grow Your Own Teacher Education Initiative (GYO). Current projects are operated in conjunction with Northeastern Illinois University, Eastern Illinois University, and Southern Illinois University. This program is designed to recruit and prepare parent and community leaders and para-educators statewide to become effective teachers 1) in hard-to-staff schools serving a substantial percentage of low-income students, and 2) in hard-to-staff teaching positions in schools serving a substantial percentage of low-income students. In fact, a study by the Center for American Progress finds that “students of color are more likely to progress academically when taught by teachers of color who share similar cultural experiences while serving as role model.”¹ During the budget impasse, almost all of the consortia who previously contracted with the state disbanded. GYO Illinois was able to use private contributions to continue working with a reduced number of candidates in Chicago. Legislation supported by IBHE and GYO Illinois was passed in the 2018 legislative session to modify the program in ways intended to improve results but it was vetoed.

Nursing School Grant Program

Fiscal Year 2020 Recommendation: \$411,300

Fiscal Year 2019 Funding: \$373,900

Fiscal Year 2018 Funding: \$373,900

Fiscal Year 2017 Spending: \$0

Fiscal Year 2017 Funding: \$415,400

Fiscal Year 2016 Funding: \$0

Fiscal Year 2015 Funding: \$415,400 (Program funding was suspended in Fiscal Year 2015)

Illinois Public Agenda Goals: 1 and 3

This appropriation will be used to increase the number of graduates from Illinois institutions of higher education who are prepared for the workforce. Financial assistance is directed to expand or improve existing registered nursing programs. IBHE intends to focus on expanding collaborations between and within institutions that enroll Registered Nurses with associate degrees to become graduates with baccalaureate degrees in nursing (or RN to BSN programs). Funds will also be used to help others improve student retention and improve the student pass rates on national licensure examinations. A competitive grant process will help ensure awards go to institutions that have effective proposals to meet the needs of the Illinois healthcare workforce. The shortage of nurses remains a significant problem in Illinois. The recommendation for an additional \$37,400 will roughly restore the reduction experienced in Fiscal Year 2018 but it also recognizes the importance of the addressing this problem. For Fiscal Year 2020, it is anticipate the program will provide grants to seven programs.

¹ Center for American Progress, “Teacher Diversity Matters: A State-By-State Analysis of Teachers of Color,” 2011.

Nursing Educator Fellowships

Fiscal Year 2020 Recommendation: \$217,100

Fiscal Year 2019 Funding: \$197,400

Fiscal Year 2018 Funding: \$197,400

Fiscal Year 2017 Spending: \$0

Fiscal Year 2017 Funding: \$219,300

Fiscal Year 2016 Funding: \$0

Fiscal Year 2015 Funding: \$219,300 (Program funding was suspended in FY 2015)

Illinois Public Agenda Goal: 3

The appropriation for the Nurse Educator Fellowships will assist Illinois institutions of higher education with retention of their well-qualified nursing faculty members. Illinois is experiencing a growing demand for faculty members who can effectively instruct and mentor future Registered Nurses. As salaries for nurses have increased to attract qualified candidates in the face of a shortage, it becomes increasingly difficult to attract and retain qualified nursing educators. A candidate must be nominated by their nursing school administrator. Achieving the status of Nurse Educator Fellow is highly competitive and requires a proposal on how the salary supplement will help a candidate achieve their professional goals in nursing education, research, or outreach. Fellows conclude the program with a presentation and discussion with the highly respected members of the Advisory Board for the Illinois Center for Nursing. The combination of professional and financial recognition helps ignite a renewed dedication to teaching in Illinois. The recommendation for an additional \$19,700 will roughly restore the reduction experienced in Fiscal Year 2018 but it also recognizes the importance of the addressing this problem. In Fiscal Year 2020, it is anticipate the program will provide 21 fellowships.

Pathways and Access for Student Success Foundation (formerly Chicago Area Health and Medical Careers Program or CAHMCP)

Fiscal Year 2020 Recommendation: \$1,433,600

Fiscal Year 2019 Funding: \$1,433,600

Fiscal Year 2018 Funding: \$1,433,600

Fiscal Year 2017 Funding: \$0

Fiscal Year 2016 Funding: \$0

Fiscal Year 2015 Funding: \$1,433,600

Illinois Public Agenda Goals: 1, 2, and 4

The CAHMCP started as a federally funded project administered by the Illinois Institute of Technology (ITT). It became a state funded general grant program after the federal funding ended. The grant program was administered by IIT. However, with no state grant funding during the budget impasse IIT closed the program. The appropriation for Fiscal Year 2018 was passed with the understanding that Public Health Institute of Metropolitan Chicago would assume responsibility for the administration of the program and work to rebuild it with program graduates and a set of educational, medical and service organization, including: IIT; the City Colleges of Chicago; Chicago State University; Rush University School of Medicine; and MAPSCorps.

The program name was changed so officiating through the language in the Fiscal Year 2019 appropriations bill.

The Pathways and Access program previously pursued an intervention strategy for the provision of enhanced academic and counseling supports to minorities seeking to be professionals in medicine, osteopathy, dentistry, veterinary science, optometry, pharmacy, podiatry, and public health. The program provides continual academic reinforcement in mathematics and science; standardized test

preparation; focused clinical, research, and public policy internships; and highly-individualized career counseling for all program participants at grade levels extending from middle school through the post-baccalaureate years. In Fiscal Year 2020 the program anticipates serving over 900 students.

State Universities Retirement System (SURS)

Fiscal Year 2019 Recommended Funding for All Funds: \$1,860,369,113

The State Universities Retirement System provides retirement benefits to community college and public university faculty and staff as well as for state higher education agency staff. The State also appropriates funds to SURS for the employer's contribution and for the Community College Health Insurance Security Fund. The Board of Trustees of the State Universities Retirement System has preliminarily certified that \$1,855,938,000 in total net required contributions for retirement benefits, an increase of \$270.8 million over the Fiscal Year 2019 appropriated amount. Only \$417.8 million of the certified amount, 23.4 percent, goes to cover the normal/current cost of employees' earning benefits in Fiscal Year 2019 and one percent goes for the expenses of administering the program. The remaining 75.6 percent of costs, \$1,403.6 million, goes to cover past unfunded liabilities. SURS has also certified the contribution amount to the Community College Retiree Health Insurance Fund at \$4,431,113, an increase of \$40,302.

Capital Improvements

Higher Education Capital: Background

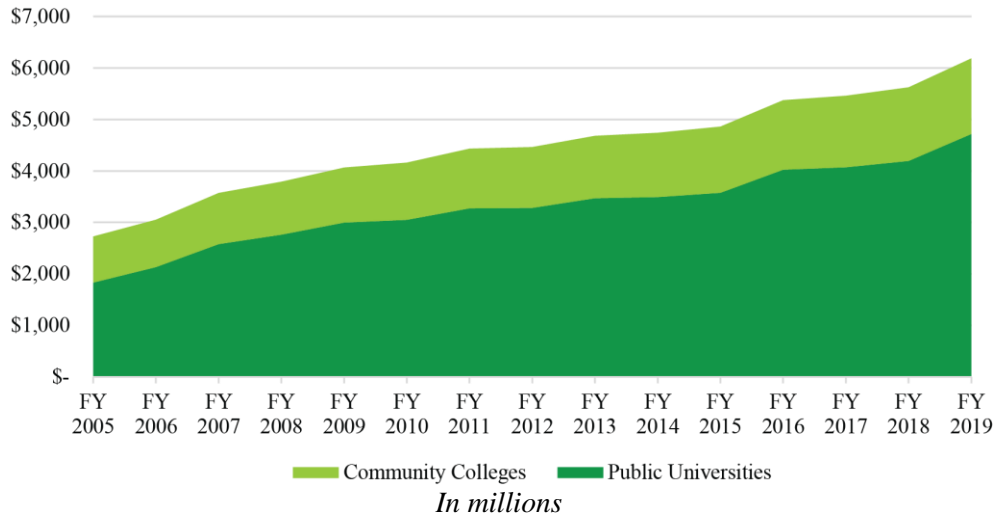
Each year, the Illinois Board of Higher Education collects and analyzes detailed information regarding the capital needs of public colleges and universities and makes annual budget recommendations to the Governor and General Assembly. Overall, the Board uses a set of established priority-setting criteria to make its recommendations which place priority on: (1) protecting the state's capital investments; (2) completing projects for which planning or partial funding has been provided; (3) addressing life, health and safety issues; (4) supporting Board of Trustees top priorities; (5) supporting priority needs for the state; and (6) meeting academic program requirements.

Since Fiscal Year 2000, capital renewal funding has been the top-ranked priority item in the Board's capital budget recommendations. Capital renewal funding provides support for critical remodeling and infrastructure improvements that maintain and protect the state's investment in educational facilities. An industry standard long acknowledged by IBHE is that facilities have a 50-year replacement cycle. This means that there needs to be an investment of two percent of the facility replacement cost annually to avoid building deferred maintenance backlog. The estimated total value of state-owned higher education facilities will be an estimated \$24.7 billion dollars at the end of Fiscal Year 2019. However, at least 30.9 percent of that value is in ancillary facilities, such as dorm and athletic facilities, which are not supported with state funds.

However, state funds do support \$16.9 billion dollars in higher education facilities, including IMSA and the University Center of Lake County. This means that there should be an investment of \$338.5 million in Fiscal Year 2020 to meet the industry standard and avoid building a deferred maintenance backlog. However, very little has been appropriated for higher education capital since Fiscal Year 2004. This lack of capital appropriations prevents colleges and universities from constructing new facilities to meet programmatic needs, forcing institutions to crowd classrooms and laboratories and inhibiting them from meeting student demand for courses and services. The effect is even more profound on existing, aging facilities as small problems grow into bigger problems and bigger problems eventually turn into emergency treats to health and safety or failure resulting in partial or even full campus closures.

The only substantial capital appropriations since Fiscal Year 2004 was in Fiscal Year 2010, when the Governor and the General Assembly approved the \$3.1 billion *Illinois Jobs Now!* capital program that included more than \$1.6 billion in new appropriations for nearly 120 higher education capital construction and renovation projects. While appropriations were approved for these projects, the actual release of funding was not immediately forthcoming due to the lack of available bond proceeds and the limited amount bonding authority authorized for Fiscal Year 2010. Some funding was released since Fiscal Year 2010 but the \$974.1 million in capital appropriations in the Fiscal Year 2019 budget was comprised entirely of previously funded projects which either were never released or never completed. (No new projects were funded in the Fiscal Year 2019 budget.) These projects included both new projects and capital renewal funding. With effectively no capital renewal support from the state since Fiscal Year 2004 and shrinking operations support from the state, the backlog of deferred maintenance has ballooned from \$2.7 billion in Fiscal Year 2005 to \$6.2 billion at the end of Fiscal Year 2019.

Figure 19
Public Higher Education Deferred Maintenance



The situation has reached such a critical point that the Fiscal Year 2019 did include \$100 million specifically for emergency capital needs. As of November 14, 2018, \$92 million has been released against various appropriations to address projects on the IBHE emergency capital projects list. The emergency list still includes a significant number of projects. It is uncertain at this time how much more money will be available during Fiscal Year 2019 to address these emergencies. No new funding was identified to pay for these projects.

Figure 20
Needed Higher Education Capital Renewal Investment

Total Square Feet	71,739,730
Average \$ per Square Foot	\$341.26
Total Value of University Facilities	\$24,481,575,213
State Supported Square Feet	49,466,618
Average \$ per Square Foot	\$342.18
Estimated Value of State Supported Facilities	\$16,926,246,303
2% Current Capital Renewal	\$338,525,000
1% Catch-up Funding	\$169,262,500
3% Capital Renewal Request	\$507,787,500
FY19 Deferred Maintenance	\$5,229,723,000
Estimated Years to Recovery at 1%	30.9
Non-State Supported Facilities	22,273,111
Average \$ per Square Foot	\$339.21
Estimated Value of Non-State Supported	\$7,555,328,910
% Non-State Supported Facilities	30.9%

Considering the problem of the deferred maintenance backlog, IBHE has requested an additional 1% of the replacement cost of state-owned facilities. It would take 30.9 years to erase the backlog if that additional investment was made.

Higher Education Capital Recommendations

IBHE’s Fiscal Year 2020 Capital Budget Recommendations presented here include \$663.9 million for our top priority, capital renewal for public universities, community colleges, the Illinois Math and Science Academy and the University Center of Lake County, and \$1.48 billion for regular higher education capital projects. We also note the \$974.0 million in Fiscal Year 2019 capital appropriations (see Table 16). We continue to support the completion of these projects. As noted previously, all of the funded projects that received appropriations in the Fiscal Year 2019 budget were funded previously but never released or completed.

Figure 21

IBHE Capital Recommendations Summary

Capital Renewal	\$663,889.7
Public Universities	\$507,787.5
Community Colleges	\$150,200.0
IMSA	\$5,344.0
University Center of Lake County	\$558.2
Regular Capital	\$1,479,743.7
Public Universities	\$1,076,261.3
Community Colleges	\$351,827.4
IMSA	\$3,655.0
Escalations & Emergencies	\$48,000.0
Fiscal Year 2020 Total	\$2,143,633.4
Fiscal Year 2019 Capital	\$974,082.9
University Reappropriations	\$528,657.0
Comm. College Reappropriations	\$300,991.9
IMSA Reappropriations	\$4,434.0
Emergency Funding	\$100,000.0
CDB Funding	\$40,000.0

In thousands

Capital Renewal and Deferred Maintenance

As was explained above, capital renewal has been the highest priority for higher education capital funding since Fiscal Year 2000. However, there has been little support for any kind of capital for higher education since Fiscal Year 2004. As a result the need for capital maintenance funding has grown substantially. The problem reached a point where the Fiscal Year 2019 budget included \$100 million specifically for emergency capital projects. Had there been even modest annual investments in capital renewal from the state over the previous 15 years, the situation would not have reached the point where universities and community colleges faced emergency situations. It is worth noting that while the higher education community is very pleased and thankful for the emergency funding, it is less than was received annually until Fiscal Year 2004.

The \$663.9 million recommendation is equal to three percent of the replacement cost of facilities. (The exception is the University Center of Lake County which is two because the facility is not as old.) This is comprised of two parts. The first is two to meet the standard investment the state should be making based on a 50-year replacement cycle. The second portion is one percent of replacement costs to help reverse the deferred maintenance backlog. The by institution calculations are found in Table 17.

Regular Capital Recommendation

The Illinois Board of Higher Education's Fiscal Year 2020 regular capital budget recommendations total approximately \$1.5 billion. The principles used are outlined below. The list of project is found in Table 15. This list has changed little for many years since there has been little capital funding from the state.

Cost Escalation and Emergencies

The Fiscal Year 2020 capital recommendations also include \$48 million for unanticipated cost escalation and emergencies. Funds designated for this purpose are utilized by the Governor's Office of Management and Budget (GOMB) and the CDB to fund annual inflationary cost increases that may occur as a result of projects on-hold, a lengthy construction process, or delays in the release of funds. Funds may also be utilized for emergency situations.

Selection and Prioritization of Recommended Regular Capital Projects

The Board's *Higher Education Statewide Capital Policies and Priorities*, adopted in April 2004, serves as a guideline in selecting projects to be included in the budget recommendations. This ensures that recommended projects are consistent with and advance state and institutional priorities. Capital projects recommended for funding shall address a clearly demonstrated need related to special programmatic requirements, enrollment demands, and/or the condition of existing space. Once projects are selected for inclusion in the recommendations, a priority list is developed, indicating the order in which projects should be funded. Factors considered in developing these lists include whether:

- A commitment for a project has been made through prior appropriation(s) or authorizations;
- The status of an ongoing project for which planning or construction funds have been appropriated necessitates that funding be provided to complete the project in a timely fashion;
- The project addresses an emergency infrastructure problem, e.g. problems caused by fire or tornado damage; construction defects; or compliance with life, health, and safety code requirements;
- The project received a high ranking on a public university governing board's priority list, ICCB's priority list of community college projects, or IMSA's priority list;
- The location of the project on the IBHE's prior year's priority list to encourage multi-year, statewide planning through a "living priority" list. After a project is recommended to the Governor and General Assembly for funding, the Board endeavors to advance its position on the list until it is funded; and
- External funding sources are available or whether enrollment needs, academic/program needs, and statewide needs are evident.

IBHE staff works with the CDB to develop cost guidelines that provide colleges and universities with guidance on escalation rates by geographic region that are built into project cost estimates on an annual basis. Project cost estimates can be modified to reflect cost escalation factors, as well as changes in project scope and other unforeseen circumstances. Projects are rarely added or removed from the list unless an emergency need or situation arises or a university receives funding received through alternative sources or decides to withdraw the project.

Table 14
**FISCAL YEAR 2020 HIGHER EDUCATION CAPITAL BUDGET RECOMMENDATIONS
 INSTITUTIONAL REQUESTS AND IBHE RECOMMENDATIONS @**

(in thousands of dollars)

System/Institution	Regular Capital Requested*	FY 2020 IBHE Recommendation		
		Regular Capital ^	Capital Renewal ^	Total
Public Universities	\$ 3,022,933.6	\$ 1,076,261.3	\$ 507,787.5	\$ 1,584,048.8
Chicago State University	432,120.0	27,819.7	14,290.7	42,110.4
Eastern Illinois University	229,010.2	124,652.2	15,600.7	140,252.9
Governors State University	33,309.0	7,549.0	8,322.7	15,871.7
Illinois State University	301,007.0	119,753.0	32,326.9	152,079.9
Northeastern Illinois University	248,911.0	40,559.0	15,352.2	55,911.2
Northern Illinois University	622,607.7	107,394.6	42,320.6	149,715.2
Western Illinois University	334,100.0	156,400.0	23,144.9	179,544.9
Southern Illinois University	236,758.7	96,573.8	73,815.9	170,389.7
Carbondale	128,061.7	78,763.8	44,859.6	123,623.4
Edwardsville	55,170.0	17,810.0	19,405.7	37,215.7
School of Medicine	53,527.0	-	9,550.6	9,550.6
University of Illinois	585,110.0	395,560.0	282,612.9	678,172.9
Chicago	315,000.0	198,000.0	117,146.4	315,146.4
Springfield	60,600.0	35,000.0	9,306.0	44,306.0
Urbana-Champaign	209,510.0	162,560.0	156,160.5	318,720.5
Illinois Community Colleges **				
(State funds only)	1,299,320.0	351,827.4	150,200.0	502,027.4
Capital Renewal Grants	150,200.0	-	150,200.0	150,200.0
Regular Capital	1,149,120.0	351,827.4	-	351,827.4
Illinois Mathematics & Science Academy	65,130.0	3,655.0	5,344.0	8,999.0
University Center of Lake County	1,080.6	-	558.2	558.2
Higher Education Escalation/Emergencies	-	48,000.0	-	48,000.0
Grand Total	\$ 4,388,464.2	\$ 1,479,743.7	\$ 663,889.7	\$ 2,143,633.4

* Includes public university, IMSA and UCLC requests submitted to the IBHE and prior community college requests to the ICCB.

** Reflects FY 2019 community colleges projects inflation adjustments.

^ Some smaller projects on the regular capital list could be funded from capital renewals if the IBHE request is funded.

@ Does not include funding for FY 2019 funded projects. It is assumed funding for those projects will be reappropriated.

Table 15
ILLINOIS BOARD OF HIGHER EDUCATION
HIGHER EDUCATION CAPITAL IMPROVEMENT PROVISIONAL PRIORITY LIST
FY2020 RECOMMENDATION

(in thousands of dollars)

	<u>Institution</u>	<u>Project</u>	<u>Budget Category</u>	<u>FY2019 IBHE Recommendation</u>	<u>Total Project Cost*</u>
	<i>Public Universities</i>	<i>Capital Renewal</i>	<i>Repair/Renovate/Remodel</i>	\$ 507,787.5	
	<i>IMSA & Univ. Center of Lake County</i>	<i>Capital Renewal</i>	<i>Repair/Renovate/Remodel</i>	<u>5,902.2</u>	
I.	Statewide Capital Renewal	Capital Renewal - Public Universities, ICCB & IMSA	Repair/Renovate	\$513,689.7	
	<u>Public Universities and IMSA</u>				
1	Northeastern Illinois University	Education Building ¹	Equipment	10,398.0	10,398.0
2	Northern Illinois University	Computer Science, Health Informatics, & Technology Center ¹	Construction/Equipment	74,237.5	77,024.9
3	Southern Illinois University Carbondale	Communications Building ¹	Planning/Renovate/Addition	78,763.8	83,019.2
4	Western Illinois University	Science Building, Phase I	Planning/Construction	94,500.0	94,500.0
5	Southern Illinois University Edwardsville	Health Sciences Building	Planning	9,350.0	105,370.0
6	Eastern Illinois University	New Science Building	Planning/Construction	118,836.5	118,836.5
7	Illinois State University	Milner Library Rehabilitation	Addition/Construction	89,205.0	89,205.0
8	University of Illinois at Springfield	Library Learning Student Success Center	Planning/Construction	35,000.0	35,000.0
9	University of Illinois at Urbana-Champaign	Math/Statistics/ Data Science Collaborative Facility	Planning/Construction	43,200.0	100,000.0
10	Northeastern Illinois University	Carruthers Center for Inner City Studies	Remodeling	21,441.0	21,441.0
11	University of Illinois at Chicago	Computer Design Research and Learning Center	Renovation/Construction	98,000.0	98,000.0
12	Northern Illinois University	Wirtz Hall Renovation	Planning/Remodeling	22,578.4	22,578.4
13	Chicago State University	Nursing Lab (Simulated Hospital)	Renovation	15,836.3	15,375.0
14	Governors State University	Academic Building E Extension	Planning/Construction	3,530.0	3,530.0
15	Illinois Mathematics and Science Academy	Residence Halls - Phase II, Interior Renovations, Part A 2	Renovate	2,089.0	7,109.8
16	Eastern Illinois University	Rehabilitate Life Science/Coleman HVAC & Plumbing, Escalation 1, 2	Renovation/Cost Escalation	1,709.8	7,109.8
17	Northern Illinois University	Campus Roadway Repair 2	Repairs	7,729.2	7,729.2
18	Eastern Illinois University	Fire Alarm Upgrades 2	Rehabilitation	4,105.9	4,105.9
19	University of Illinois at Urbana-Champaign	School of Art and Design Thinking and Learning Addition	Planning/Construction	64,860.0	84,000.0
20	Chicago State University	Library Exterior Repair (Water Infiltration) 2	Repairs	5,198.4	5,548.4
21	Western Illinois University	Science Building, Phase II	Planning/Construction	61,900.0	61,900.0
22	Governors State University	Innovation Center	Planning	4,019.0	47,265.0
23	Southern Illinois University Edwardsville	Alton Dental Consolidation	Planning	8,460.0	91,300.0
24	Illinois State University	Mennonite College of Nursing	Planning/Construction	30,548.0	30,548.0
25	Northeastern Illinois University	Science Building Modernization	Planning	8,720.0	137,186.0
26	Northern Illinois University	Davis Hall Renovation	Planning	2,849.5	46,559.2
27	University of Illinois at Urbana-Champaign	Library Upgrades	Planning/Remodeling	54,500.0	54,500.0
28	Chicago State University	JDC Pool/Bldg HVAC Upgrade 2	Renovation	6,785.0	6,785.0
29	Illinois Mathematics and Science Academy	Residence Halls - Phase II, Interior Renovations, Part B 2	Renovate	1,566.0	See # 16
30	University of Illinois at Chicago	Drug Discovery and Innovation Pavilion	Planning/Construction	100,000.0	100,000.0
II.		Regular Capital		\$ 1,079,916.3	\$ 1,565,924.3
		Public University & IMSA, Subtotal		<u>\$ 1,593,606.0</u>	

* In some cases, IBHE capital recommendations are partial project funding for initial phases such as planning and land acquisition. Total project cost reflects the full cost of project completion including construction, renovation, utilities and equipment. In several cases the additional costs to be covered from other funds. Cost estimates excludes prior year state appropriations and non-state funds.

¹ Planning funds were included in the FY2010 Illinois Jobs Now! program for these projects but funding was never released. Illinois JobsNow! Projects were reappropriated for FY 2019

² Smaller renovation and remodeling projects could be covered with capital renewal funding if the IBHE request for capital renewal is granted.

Table 15
**ILLINOIS BOARD OF HIGHER EDUCATION
 HIGHER EDUCATION CAPITAL IMPROVEMENT PROVISIONAL PRIORITY LIST
 FY2020 RECOMMENDATION**

(in thousands of dollars)

	<u>Institution</u>	<u>Project</u>	<u>Budget Category</u>	<u>FY2019 IBHE Recommendation</u>	<u>Total Project Cost*</u>
				<u>ICCB FY 19 Recommended ^</u>	<u>Local Match Included #</u>
III.	<u>Community Colleges</u>	<u>Capital Renewal</u>		\$ 150,200.0	\$ 200,266.7
1	Joliet	Build Out/Complete of Downtown City Center Campus Shell	Construction	19,828.4	26,437.8
2	Spoon River	Educational Buildings Remodeling and Expansion	Remodeling	6,077.7	8,103.5
3	Lincoln Land	Phase Two Eastern Regional (Taylorville) Center Expansion	Remodeling	3,793.0	5,057.3
4	Southeastern	Carmi/White County Vocational Building Addition	Remodeling	1,681.0	2,241.0
5	Waubonsee	Henning Academic Computing Center Addition	Construction	12,669.7	16,792.8
6	IECC Olney Central	Applied Technology Center	Remodeling	2,307.3	2,413.7
7	Carl Sandburg	Parking Lot Paving	Infrastructure	422.7	563.6
8	DuPage	Grounds and Retention Pond Improvements	Infrastructure	3,252.3	4,336.4
9	Rend Lake	Allied Health Building	Construction	5,270.7	7,027.6
10	Morton	Parking Lot, Roadways, and Walkway Replacements	Infrastructure	4,881.8	6,509.0
11	McHenry	Career, Technical, & Manufacturing Center	Construction	15,761.5	21,015.4
12	Oakton	Addition/Remodeling Des Plaines Campus	Remodeling	31,866.5	42,488.7
13	Triton	Installation of Backflow Preventers	Remodeling	1,691.6	2,255.5
14	Shawnee	Cairo Regional Education Center	Remodeling	1,952.9	2,603.8
15	Danville	Clock Tower Center & Ornamental Horticulture	Rehabilitation	2,265.8	3,021.1
16	Moraine Valley	Renovation of Buildings A,B,& L/Health Careers Center	Remodeling	43,063.4	57,417.9
17	Lake County	Classroom Building (Southlake Center)	Construction	26,713.1	35,617.5
18	South Suburban	Allied Health Addition	Construction	35,776.3	44,741.5
19	Triton	Renovation of Campus Light Fixtures	Remodeling	1,445.6	1,927.4
20	IECC Frontier	Student Education and Support Center	Renovation	2,642.9	3,523.9
21	Moraine Valley	Classroom Building	Construction	24,376.9	32,502.6
22	Triton	Advanced Tech. Building-2nd Fl Add. & 1st Fl Renovation	Construction	26,695.6	35,594.1
23	McHenry	Science and Health Professions Center	Construction	17,390.7	23,187.6
	ICCB	Illinois Community College System Deferred Maintenance	Repair/Renovation	60,000.0	\$ 80,000.0
IV.	<u>Community College Total</u>	<u>Regular Capital</u>		\$ 351,827.4	\$ 465,379.7
		Community College Sub-total		\$ 502,027.4	\$ 665,646.4
V.	<u>Higher Education Capital</u>	FY2010 Illinois Jobs Now! Projects - Not Released	Escalation & Emergencies	\$ 48,000.0	
		HIGHER EDUCATION GRAND TOTAL	Section I-V Sub-totals	\$ 2,143,633.4	

ICCB total cost assumes 25% local match, exceptions when a college has credit from past projects

^ Preliminary totals based on inflated FY 2019 recommendations

Table 16
ILLINOIS BOARD OF HIGHER EDUCATION
FY 19 Appropriated and Reappropriated Capital Funding

User Agency or Agency Division Name	Appropriation Type	Project	FY 19 Final Approp.
Higher Education Total			974,082,935
Total Public Universities			528,657,022
CSU	New Appropriation	Upgrading Walkways and Parking Lots	960,000
CSU	New Appropriation	Remediation of the Convocation Building	4,260,000
CSU	New Appropriation	Renovate Douglas Hall	10,000,000
CSU	New Appropriation	Construction of an Early Childhood Development Center	14,000,000
CSU	New Appropriation	Construction of a Westside Campus	39,000,000
CSU	New Appropriation	Renovation of Robinson Center	7,500,000
CSU	Reappropriation	Upgrade Utility Tunnel Electrical Systems	921,523
CSU	Reappropriation	Upgrade Utility Tunnel and Electrical Systems	9,400,000
EIU	New Appropriation	Capital Renewal	1,800,000
EIU	New Appropriation	ADA Upgrades	1,660,000
EIU	New Appropriation	HVAC Upgrades - Old Steam Plant, Blair Hall, Old Main & Other Capital Improvements	642,900
EIU	New Appropriation	Campus Electrical Upgrades and Other Capital Projects	675,000
EIU	Reappropriation	HVAC Life Sciences and Coleman Hall	59,282
EIU	Reappropriation	Plan and Begin to Renovate and Expand the Fine Arts Center, Phase I and Other Capital Improvements	10,790
EIU	Reappropriation	HVAC Life Sciences and Coleman Hall	4,757,100
GSU	New Appropriation	Replacing Roadways and Sidewalks	460,000
GSU	New Appropriation	Capital Renewal	265,000
ISU	New Appropriation	Upgrading the Steam Heating System, and Other Capital Improvements	1,365,000
ISU	New Appropriation	Capital Renewal	60,000
ISU	New Appropriation	Renovation of Capen Auditorium, and Other Capital Improvements	200,000
ISU	New Appropriation	Renovating Stevenson and Turner Halls for Life/Safety, and Other Capital Improvements	290,000
ISU	New Appropriation	Renovation of Schroeder Hall and Other Capital Improvements	2,070,000
ISU	New Appropriation	Renovation of the Fine Arts Complex	61,900,000
NEIU	New Appropriation	Remodel Buildings C, E and F and Other Capital Improvements	6,870,000
NEIU	New Appropriation	Construct Education Building	79,000,000
NEIU	New Appropriation	Replacing Roofs and Repairing Walls	125,000
NEIU	New Appropriation	Remodel the Science Building to Upgrade HVAC and Other Capital Improvements	2,240,000
NEIU	New Appropriation	Capital Renewal	1,345,000
NEIU	Reappropriation	Replacing Roofs and Repairing Walls	228,920
NEIU	Reappropriation	Replacing Roofs and Repairing Walls at Buildings H, J, and BBH	292,064
NIU	New Appropriation	Capital Renewal	6,810,000
NIU	New Appropriation	Construct a Computer Science and Technology Center	3,090,000
NIU	Reappropriation	Renovating and Expanding Stevens Building and Other Capital Improvements	5,922,171
NIU	Reappropriation	Renovating and Expanding Stevens Building and Other Capital Improvements	1,000,000
SIU	New Appropriation	Carbondale -Renovating Greenhouses	2,540,000

Table 16
ILLINOIS BOARD OF HIGHER EDUCATION
FY 19 Appropriated and Reappropriated Capital Funding

User Agency or Agency Division Name	Appropriation Type	Project	FY 19 Final Approp.
SIU	New Appropriation	Edwardsville - For Replacing Windows and Other Capital Improvements	125,000
SIU	New Appropriation	Edwardsville - Renovating the Chiller Plant, and Other Capital Improvements	270,000
SIU	New Appropriation	Carbondale - Construct Transportation and Education Center	290,000
SIU	New Appropriation	Carbondale - Communications Building	2,830,000
SIU	New Appropriation	SIU School of Medicine - Infrastructure Upgrades	470,000
SIU	New Appropriation	Carbondale -Capital Renewal	1,225,000
SIU	New Appropriation	SIU Statewide - Capital Renewal	1,000
SIU	New Appropriation	Edwardsville - Capital Renewal	1,350,000
SIU	Reappropriation	Edwardsville - Renovating and Constructing a Science Laboratory	6,221,423
SIU	Reappropriation	Carbondale - Upgrading Fire Alarm Systems	1,137,332
U of I	New Appropriation	Statewide - Capital Renewal	24,075,000
U of I	New Appropriation	Springfield - Capital Renewal	35,000
U of I	New Appropriation	Urbana/Champaign -Capital Renewal	1,460,000
U of I	New Appropriation	Urbana/Champaign - Renovation of Instructional Labs - Medical Sciences Building, and Other Capital Improvements	120,000
U of I	New Appropriation	Chicago - Exterior Repairs to the Science and Engineering South Buildings, and Other Capital Improvements	2,750,000
U of I	New Appropriation	Urbana/Champaign - For Fourth Street Improvements, and Other Capital Improvements	115,000
U of I	New Appropriation	Chicago - Capital Renewal	2,645,000
U of I	New Appropriation	Chicago - Plan, Construct and Equip Chemical Sciences Building and Other Capital Improvements	68,000,000
U of I	New Appropriation	Chicago - Exterior Repairs	910,000
U of I	New Appropriation	Urbana/Champaign - Interior and Exterior Renovations to the Education Building	800,000
U of I	New Appropriation	Chicago - Upgrading the HVAC System, Daley Library, and Other Capital Improvements	250,000
U of I	New Appropriation	Urbana/Champaign - Construct Computer and Engineering Facility, In Addition To Funds Previously Appropriated	85,000
U of I	New Appropriation	Springfield - Renovation and Construction of the Public Safety Building	5,510,000
U of I	New Appropriation	Springfield - Visual and Performing Arts Building Upgrades and Campus Metering upgrades	570,000
U of I	New Appropriation	Chicago - Exterior Repairs And Window Replacements, and Other Capital Improvements	3,350,000
U of I	New Appropriation	Chicago - Replacement of Roofing Systems - Engineering Research Facility	205,000
U of I	Reappropriation	Urbana/Champaign - Health/Life Safety Upgrades Campuswide and Other Capital Improvements	2,059,132
U of I	Reappropriation	Chicago - College of Dentistry - Upgrade Campus Infrastructure and Building Renovations and Other Capital Improvements	14,633,293
U of I	Reappropriation	Urbana/Champaign - Renovating the Vet Medical Large Animal Clinic and Other Capital Improvements	2,279,683
U of I	Reappropriation	Chicago - Upgrading Elevators	691,264

Table 16
ILLINOIS BOARD OF HIGHER EDUCATION
FY 19 Appropriated and Reappropriated Capital Funding

User Agency or Agency Division Name	Appropriation Type	Project	FY 19 Final Approp.
U of I	Reappropriation	Urbana/Champaign - Constructing an Integrated Bioresearch Laboratory and Other Capital Improvements	11,789,145
U of I	Reappropriation	Urbana/Champaign - Renovate Lincoln Hall (College Of Dentistry)	2,000,000
WIU	New Appropriation	Construct Performing Arts Center	89,000,000
WIU	New Appropriation	Capital Renewal	485,000
WIU	New Appropriation	Construct Quad-City Riverfront Campus	5,660,000
WIU	New Appropriation	Renovation and Construction of Quad-City Riverfront Campus	3,315,000
WIU	New Appropriation	Improvements to Memorial Hall and Other Capital Improvements	225,000

Total Community College

300,991,927

ICCB	New Appropriation	South Suburban College - Replacement of Roofing Systems and Exterior Repairs	145,000
ICCB	New Appropriation	South Suburban College -Renovation of Gym and Maintenance Facility	1,040,000
ICCB	New Appropriation	Southeastern Illinois College - Construction of a Vocational Building	1,650,000
ICCB	New Appropriation	Lakeland College - Construction of a Workforce Relocation Center, and Other Capital Improvements	10,930,000
ICCB	New Appropriation	Lakeland College - Student Services Building Addition	8,950,000
ICCB	New Appropriation	Statewide - ICCB - Capital Renewal	11,300,000
ICCB	New Appropriation	Carl Sandburg Community College - Customer Service Area Renovation, and Other Capital Improvements	200,000
ICCB	New Appropriation	Lakeland College - Construction of a Rural Development Technology Center, and Other Capital Improvements	8,400,000
ICCB	New Appropriation	Illinois Central College - Renovation of Classrooms, Offices and Corridors	80,000
ICCB	New Appropriation	Illinois Central College - Construction of the Sustainability Education Center	2,920,000
ICCB	New Appropriation	Kennedy King College - Remodel for a Culinary Arts Educational Facility and Other Capital Improvements	12,020,000
ICCB	New Appropriation	Lincoln Land Community College - Exterior Repairs	335,000
ICCB	New Appropriation	Morton Community College - Installing an Emergency Generator	195,000
ICCB	New Appropriation	Rock Valley College - Construction of a Performance Venue Center and Remodeling of Existing Classroom Buildings	8,600,000
ICCB	New Appropriation	Shawnee College - Capital Improvements at the Metropolis Regional Education Center	70,000
ICCB	New Appropriation	Joliet Junior College - Upgrading Utilities	320,000
ICCB	New Appropriation	Southwestern Illinois Community College - Site Improvements at the Central Quad	880,000
ICCB	New Appropriation	Kaskaskia College - Infrastructure Improvements - Vandalia Campus	6,200,000
ICCB	New Appropriation	Kankakee Community College - Construction a Medical Laboratory/Classroom Facility, and Other Capital Improvements	47,000
ICCB	New Appropriation	Lincoln Trail College - Crawford County - Construction of a Technology Center	8,370,000
ICCB	New Appropriation	Illinois Valley Community College - Community Instructional Center	210,000
ICCB	New Appropriation	Triton College - Renovating and Expanding the Technology Building	330,000

Table 16
ILLINOIS BOARD OF HIGHER EDUCATION
FY 19 Appropriated and Reappropriated Capital Funding

User Agency or Agency Division Name	Appropriation Type	Project	FY 19 Final Approp.
ICCB	New Appropriation	College of DuPage - Installation of the Instructional Center Noise Abatement	1,560,000
ICCB	New Appropriation	City Colleges Of Chicago - Rock Valley College - Renovation and Expansion of Classroom Building II and Other Capital Improvements	17,000,000
ICCB	New Appropriation	William Rainey Harper College - Engineering and Technology Center Renovations	900,000
ICCB	New Appropriation	Joliet Junior College - Replacing Exterior Stairs and Other Capital Improvements	50,000
ICCB	New Appropriation	Parkland College - Construction of a Student Services Center Addition	215,000
ICCB	New Appropriation	Lincoln Trail College - Construction of an AC/Refrigeration and Sheet Metal Technology Building	1,660,000
ICCB	New Appropriation	McHenry County College - Construction of a Greenhouse	750,000
ICCB	New Appropriation	McHenry County College - Construction of a Pump House	120,000
ICCB	New Appropriation	William Rainey Harper College - Upgrading Parking Lots	1,410,000
ICCB	New Appropriation	Humboldt Park Education Center - Renovations to the Humboldt Park Vocational Education Center	5,525,000
ICCB	New Appropriation	Truman College - Capital Improvements	5,000,000
ICCB	New Appropriation	Waubensee Community College - Replacement of Temporary Building "A"	2,900,000
ICCB	New Appropriation	Temporary Facilities Replacement - IECC - Olney Central - Construction of the Collision Repair Technology Center	120,000
ICCB	New Appropriation	Temporary Facilities Replacement - College of DuPage - Temporary Facilities Replacement	20,000,000
ICCB	New Appropriation	Lewis and Clark Community College - Construction of an Engineering Annex	1,700,000
ICCB	New Appropriation	Lincoln Land Community College - Renovations to Sangamon Hall	3,315,000
ICCB	New Appropriation	Wabash Valley - Construction of a Student Center	4,460,000
ICCB	New Appropriation	Lewis and Clark Community College - Construction of a Daycare and Montessori School	1,650,000
ICCB	Reappropriation	Richland Community College - Student Success Center Renovation and Addition	596,003
ICCB	Reappropriation	College of Lake County -Upgrading HVAC and Electrical Systems and Installation of Fire Suppression Systems at the Grayslake Campus	1,933,355
ICCB	Reappropriation	Olive Harvey College - Construction of a New Building	6,562,273
ICCB	Reappropriation	Spoon River College - Construction of a Multi-Purpose Building	392,092
ICCB	Reappropriation	College of Lake County - Construction of a Classroom Building at the Grayslake Campus	8,852,247
ICCB	Reappropriation	Rock Valley College - Renovation or Expansion of Classroom Space, and Other Capital Improvements (Arts Instructional Building)	11,000,000
ICCB	Reappropriation	South Suburban College - For the Planning and Beginning of Construction of an Allied Health Addition and Other Capital Improvements for the Planning	15,860,000

Table 16
ILLINOIS BOARD OF HIGHER EDUCATION
FY 19 Appropriated and Reappropriated Capital Funding

User Agency or Agency Division Name	Appropriation Type	Project	FY 19 Final Approp.
ICCB	Reappropriation	City Colleges Of Chicago (William Rainey Harper) - For Replacement of Hospitality Facility	4,370,000
ICCB	Reappropriation	Joliet Junior College - Grant for Costs Associated with Construction of the City Center Campus	10,000,000
ICCB	Reappropriation	William Rainey Harper College - Construction of a One Stop/Admissions and Campus/Student Life Center, and Other Capital Improvements	42,000,000
ICCB	Reappropriation	Prairie State College - Costs Associated with Capital Improvements	2,900,000
ICCB	Reappropriation	Morton Community College - Capital Improvements	450,000
ICCB	Reappropriation	College of Lake County - For Construction of a Service Building	35,273,957
ICCB	Reappropriation	City Colleges Of Chicago (Olive Harvey)- Remobilization Costs for Construction of a New Building	8,000,000
ICCB	Reappropriation	Richland Community College - Student Success Center Renovation and Addition	400,000
ICCB	Reappropriation	ICCB - Capital Renewal and Other Capital Improvements (Lewis and Clark - Greenhouse)	875,000

IMSA Total **4,433,986**

IMSA	New Appropriation	Costs Associated With Correcting the Water Infiltration System in the Academic Building	3,700,000
IMSA	Reappropriation	Space for Delivery of a Teacher Training and Development and Student Enrichment Program and Other Capital Improvements	108,843
IMSA	Reappropriation	Main Building Addition and Residence Halls' Renovations	93,662
IMSA	Reappropriation	Kane County - "A" Wing Laboratories Remodeling	531,481

Statewide Funding Total **140,000,000**

Capital Development Board	New Appropriation	State Capital Funding Projects & Cost Escalations *	40,000,000
Capital Development Board	New Appropriation	Higher Education Emergency Projects	75,000,000
Capital Development Board	New Appropriation	Higher Education Emergency Projects & Cost Escalations	25,000,000

* Language not limited to higher education

Table 17
 Illinois Board of Higher Education
 Fiscal Year 2020 Higher Education Capital Renewal Recommendations by Institution

	Total Square Feet	Total FY 20 Replacement \$	Avg. Cost/ Square Foot	State Supported Space	Est. State Supported Value	Non-State % of Value	3% of Replacement \$
Chicago State	1,255,108	\$ 476,356,272	\$ 379.53	1,255,108	\$ 476,356,101	0.0%	\$ 14,290,700
Eastern Illinois	3,217,033	\$ 998,678,203	\$ 310.43	1,675,145	\$ 520,022,819	47.9%	\$ 15,600,700
Governors State	722,209	\$ 277,423,874	\$ 384.13	722,209	\$ 277,423,874	0.0%	\$ 8,322,700
Illinois State	5,286,967	\$ 1,679,476,611	\$ 317.66	3,392,152	\$ 1,077,563,047	35.8%	\$ 32,326,900
Northeastern Illinois	1,460,023	\$ 535,180,056	\$ 366.56	1,396,075	\$ 511,739,503	4.4%	\$ 15,352,200
Northern Illinois	5,943,752	\$ 1,905,836,513	\$ 320.65	4,399,519	\$ 1,410,685,299	26.0%	\$ 42,320,600
Western Illinois	2,372,111	\$ 771,496,099	\$ 325.24	2,372,111	\$ 771,496,099	0.0%	\$ 23,144,900
SIU - Carbondale	6,456,162	\$ 2,124,598,617	\$ 329.08	4,543,930	\$ 1,495,319,881	29.6%	\$ 44,859,600
SIU - Edwardsville	3,204,772	\$ 1,067,744,539	\$ 333.17	1,941,498	\$ 646,855,342	39.4%	\$ 19,405,700
SIU Med. School	802,639	\$ 318,353,644	\$ 396.63	802,641	\$ 318,354,437	0.0%	\$ 9,550,600
U of I - Chicago	15,337,036	\$ 5,919,797,133	\$ 385.98	10,116,776	\$ 3,904,878,491	34.0%	\$ 117,146,400
U of I - Springfield	1,511,028	\$ 476,937,505	\$ 315.64	982,776	\$ 310,201,174	35.0%	\$ 9,306,000
U of I - Urbana/Champaign	24,170,889	\$ 7,929,696,146	\$ 328.07	15,866,679	\$ 5,205,350,235	34.4%	\$ 156,160,500
University Total	71,739,730	\$ 24,481,575,213	\$ 341.26	\$ 49,466,618	\$ 16,926,246,303	30.9%	\$ 507,787,500
Community Colleges ^							\$ 150,200,000
IMSA	637,094	\$ 178,133,535	\$ 279.60	637,094	\$ 178,133,535	0.0%	\$ 5,344,000
Univ. Center of Lake Co.*	91,146	\$ 27,909,400	\$ 306.21	91,146	\$ 27,909,400	0.0%	\$ 558,200
State Higher Ed. Total	72,467,970	\$ 24,687,618,148	\$ 340.67	\$ 50,194,859	\$ 17,132,289,238	30.6%	\$ 663,889,700

* University Center of Lake County calculated based on 2% instead of 3% because their building is newer & deferred maintenance is not yet as significant.

^ Community college are not based on the 3% calculation because facilities are owned by the colleges, which are units of local government.

Capital Improvement Projects – Institutional Detail

The following pages provide additional information regarding the Fiscal Year 2020 recommended capital projects for public universities, the University Center of Lake County, and IMSA.

CHICAGO STATE UNIVERSITY
Fiscal Year 2020

<u>Total Recommendation</u> \$42.1 million	<u>Regular Capital Projects</u> \$27.8 million	<u>Capital Renewal Projects</u> \$14.3 million
---	---	---

Regular Capital

Nursing Lab (Simulated Hospital) (\$15.8 million). The university is requesting funds to continue the renovation of Douglas Hall for the College of Health Sciences on the second floor. In prior fiscal years, the State has released a portion of the funds for the renovation of Douglas Hall (the State provided \$5 million in Fiscal Year 2007 to begin the renovation on the third floor, \$4 million in Fiscal Years 2011 and 2012 for critical roof and building envelope repairs, and \$2.5 million in Fiscal Year 2015 to finish the third floor). This has resulted in completed phases of this renovation to include the Exterior Roof and Building Envelope and Third Floor College of Pharmacy. The University is seeking \$15.8 million for various infrastructure upgrades in the Williams Science Center including remodeling and upgrading of classrooms, instructional areas, and laboratories, and will enable the Departments of Biology, Chemistry, and Physics to fulfill their departmental goals of maintaining excellence in teaching and research as well as meeting the university mission of providing university level competencies.

JDC Pool/Building HVAC Upgrades (\$6.8 million). The Jacoby Dickens Center (JDC) building was constructed in 1972. The building’s HVAC systems were not designed to provide air conditioning to all areas in the building. The existing air handling units that serve the gymnasium are heating only units that can provide a comfortable space temperature during heating season, but are not equipped with cooling coils to provide air conditioning when needed. The Swimming Pool Natatorium HVAC is provided by two separate systems. The pools and deck area HVAC is provided by two dehumidification units. Both HVAC systems can provide heat and ventilation to control space temperature during heating season, but neither can provide cooling. It is possible to upgrade both HVAC systems that serve the Swimming Pool Natatorium to provide cooling and control space temperature year round. This project also is a high priority on the IBHE emergency capital projects list.

Library Exterior Repair (\$5.2 million). The University received a total of \$35.0 million in Fiscal Year 2000 and Fiscal Year 2002 to construct a new academic library. The new building was delivered over two years late with pending litigation between consultants, contractors and the Capital Development Board. The project incurred cost increases and a significant portion of the construction was value engineered leaving the need to remediate building functionality deficiencies, construction omissions, design omissions, code compliance and water infiltration issues which have now caused deterioration and unsafe conditions. The library areas contain safety hazards which are in need of remediation, including exterior building materials which are inappropriate for outdoor use. These materials, due to exposure and improper drainage, are deteriorating and falling from the exterior. The university is requesting \$5.2 million to address these problems. The total project cost is \$5.5 million.

Capital Renewal

Capital Renewal Projects (\$14,290,700)

This recommendation includes funding to address infrastructure repair and maintenance requirements and to upgrade academic and instructional space. Specific projects included in the University's Fiscal Year 2020 request include installation of an integrated fire and security system, replacement of sinking light poles, and roof repair and replacement

EASTERN ILLINOIS UNIVERSITY
Fiscal Year 2020

<u>Total Recommendation</u> \$140.3 million	<u>Regular Capital Projects</u> \$124.7 million	<u>Capital Renewal Projects</u> \$15.6 million
--	--	---

Regular Capital

New Science Building (\$118.8 million). The University's top priority in Fiscal Year 2020 is to construct a new science building. The University's recently updated Campus Master Plan, identified the need for a new science building to house biology and chemistry departments and include teaching and research laboratories, general classroom space, greenhouse and exterior plant biology facilities. These academic departments are experiencing serious space deficiencies and outdated equipment. The proposed new 104,300 gross square footage facility would contain building equipment and systems to provide adequate ventilation, fume control, plumbing, hazardous waste control, lighting and sound control. The building would also centralize animal care facilities currently housed in two campus buildings. The University proposes to locate the building on a site that is university owned.

Rehabilitate Life Science/Coleman Hall HVAC and Plumbing, Escalation (\$1.7 million). \$5.4 million in the Fiscal Year 2020 capital funding has been released for this long delayed project which has reached an emergency situation. However, there have been significant cost escalations since it was originally funded in Fiscal Year 2010. This recommendation provides for \$1.7 million to address inflation needs for the project from the original request. The project would replace the ventilation units, air handling units and cooling and heating coils throughout the structures. Temperature control instrumentation would be updated and hot and cold domestic water distribution piping would be replaced.

Campus Fire Alarm Upgrades (\$4.1 million). The University is seeking funding to upgrade campus building fire alarm systems to conform to State Fire Marshal code standards, provide the latest alarm functions for tornados, voice capable systems and bring all buildings up to campus standards to align with our 2013 Campus Security Plan. *This project is listed as part of the Eastern capital renewal request but is included in the regular capital recommendation for this purpose because it has been specifically recognized as a priority by the Board.*

Capital Renewal

Capital Renewal Projects (\$15,600,700)

This recommendation includes funding to address infrastructure repair and maintenance requirements and to upgrade academic and instructional space. The University's Fiscal Year 2020 request includes funding for a fume hood, heating and air systems, plumbing, and electrical systems upgrades. As noted above, the \$4.3 million Campus Fire Alarm Upgrade project is considered to qualify as a capital renewal project but also has been accepted as a high priority regular capital project. It is listed there to further highlight what is involved.

GOVERNORS STATE UNIVERSITY
Fiscal Year 2020

<u>Total Recommendation</u> \$15.9 million	<u>Regular Capital Projects</u> \$7.5 million	<u>Capital Renewal Projects</u> \$8.3 million
---	--	--

Regular Capital

Academic Building E Extension (\$3.5 million). The university currently has a limited number of learning environments that have a capacity greater than 50 person (two in total). This puts many constraints on academic programming. Governors State seeks funds for the construction of eight new lecture halls that would have the minimum capacity of 100 students each and which could easily be divided to allow for smaller classrooms as needed. These would be equipped with the latest instructional technology. This would be a two-story extension to the existing E building and have connections at each level to allow for easy access to existing restrooms and elevators. The University requests \$3.5 million to complete this project.

Innovation Center (\$4.0 million). The University is seeking \$4.0 million for the planning for construction of a multi-story, multi-purpose event center to hold events such as commencement or large lecture classes in excess of 100 students. The University currently lacks sufficient space to hold university-wide events. During the past five years, commencement has been held off-campus at the Tinley Park Holiday Inn Convention Center. The new 88,000 gross square foot Center would consist of an auditorium that could be divided into four lecture halls capable of holding 200 students each. The upper stories of the Center would house classrooms and student services offices. The full cost of the project is anticipated to be \$47.3 million.

Capital Renewal

Capital Renewal Projects (\$8,322,700)

This recommendation includes funding to address infrastructure repair and maintenance requirements and to upgrade academic and instructional space. Top priorities for capital renewal funding for Fiscal Year 2020 include water supply and fire suppression infrastructure, roof replacement, and HVAC replacement and repairs.

ILLINOIS STATE UNIVERSITY
Fiscal Year 2020

<u>Total Recommendation</u> \$152.1 million	<u>Regular Capital Projects</u> \$119.8 million	<u>Capital Renewal Projects</u> \$32.3 million
--	--	---

Regular Capital

Milner Library Rehabilitation (\$89.2 million). The University’s top capital priority in Fiscal Year 2020 is to secure \$89.2 million to continue the multi-phased rehabilitation of the University’s Milner Library. Previous University and State funds have provided for a new roof, the installation of a canopy on the exterior plaza to reduce water infiltration problems, and remodeling of the “front desk” area. This project, based on the long range plan for the library, will provide for the construction of a new addition to house needed book stacks, study areas, library processing and support spaces, and high-density storage of library materials. It will also include the initial stages of a library expansion to provide computer areas for immediate retrieval of information and conferencing areas for dissemination of information. This project is recommended in *The Campus Master Plan 2010-2030* adopted by the Board of Trustees in February 2011.

Mennonite College of Nursing (\$30.5 million). The University is seeking capital funding to renovate the Mennonite College of Nursing facility. The Mennonite College of Nursing became the sixth college at Illinois State University in July 1999 offering both undergraduate and graduate programs. The College is ranked among the top nursing schools in the country. It is currently located in Edwards Hall, a facility that was opened in 1920 with approximately 31,929 square feet. The College of Nursing has been growing steadily and the current facility is no longer able to meet the demand for the growing program. To meet future program needs, it has been estimated that a facility of approximately 60,000 square feet is needed. This project, which involves construction of a new facility for the College, is recommended in *Master Plan 2010-2030*. The total request in Fiscal Year 2020 is \$30.5 million.

Capital Renewal

Capital Renewal Projects (\$32,326,900)

This recommendation includes funding to address infrastructure repair and maintenance requirements and to upgrade academic and instructional space. The University’s Fiscal Year 2020 budget request seeks capital renewal funding for projects including upgrades to HVAC systems, elevator modernizations, plumbing system upgrades, chiller plant upgrades, and roof masonry repairs.

NORTHEASTERN ILLINOIS UNIVERSITY
Fiscal Year 2020

<u>Total Recommendation</u> \$55.9 million	<u>Regular Capital Projects</u> \$40.6 million	<u>Capital Renewal Projects</u> \$15.9 million
---	---	---

Regular Capital

Education Building – Equipment (\$10.4 million). The Fiscal Year 2019 budget included \$79.0 million for a new Education Building that will provide more than 118,000 net assignable square feet and will include general and specialized classrooms, as well as clinics/laboratories for undergraduate and graduate students, and teachers returning for continuing education. The Education Building will consolidate the University’s teacher education programs in one centralized location. This project was first funded in the Fiscal Year 2010 budget but never released. The University’s Fiscal Year 2020 request includes \$10.4 million to support the moveable equipment needs of the new Education Building. This includes classroom and office furniture, computer laboratory equipment and furniture and general supportive equipment for the academic departments and support services.

Carruthers Center for Inner City Studies – Remodeling (\$21.4 million). The University’s Fiscal Year 2020 request includes \$21.4 million to remodel the Carruthers Center for Inner City Studies, established in 1966 to improve the lives of inner city residents by offering undergraduate and graduate degree programs, as well as community service seminars and cultural events. This project will renew the functionality and finish of all interior spaces, updates technology and modernizes the buildings mechanical and electrical systems. Specific aspects of the project include, exterior construction work involving the renewal of the building façade and replacement of the 9,000 square feet of roof. Planned interior work includes the replacement of two boilers, electrical fixtures, and selected supporting systems; replacement of security camera systems, ceilings, floors, and interior wall finishes; and renovation of public event areas on the lower level and first floors.

Science Building – Planning (\$8.7 million). Constructed in 1972, the Science Building at NEIU is a three-story concrete frame, masonry veneer building. The major laboratories and other teaching spaces are located in the center of the building, with the offices located around the perimeter. Most of the offices are constructed in a unique double deck fashion with a group of offices located a half story up and down from the main circulation corridor. All of these offices are not, and cannot be modified to meet ADA accessibility requirements. The University is planning to construct a new 200,000 gross square feet Science Building that will include general and specialized classrooms, as well as laboratories for undergraduate and graduate students and faculty. The building will be completely wired for new technologies. The University is seeking a total of approximately \$134 million for this new facility. The IBHE recommendation covers \$8.7 million for planning.

Capital Renewal

Capital Renewal Projects (\$15,352,200)

This recommendation includes funding to address infrastructure repair and maintenance requirements and to upgrade academic and instructional space. Specific projects included in the University’s Fiscal Year 2020 request include electric cable replacements, roof replacement, exterior entrance and walkway repair, and window wall replacement in a couple of campus buildings.

NORTHERN ILLINOIS UNIVERSITY
Fiscal Year 2020

<u>Total Recommendation</u> \$49.7 million	<u>Regular Capital Projects</u> \$107.4 million	<u>Capital Renewal Projects</u> \$43.3 million
---	--	---

Regular Capital

Computer Science, Health Informatics and Technology Center (\$74.2 million). The University is requesting over \$74.2 million in Fiscal Year 2020 to construct a new Computer Science, Health Informatics and Technology Center. In the last decade the demand for college graduates with expertise in health technology based fields has increased exponentially. The new facility will offer students a unique learning environment combining the best of a time-honored college education driven by a focus on advancing health technology. The center will have infrastructure to accommodate a broad range of equipment necessary to develop a nationally competitive program with potential for industry and professional certification programs, custom learning labs and single classes for corporations and individuals. In Fiscal Year 2010, the University received an appropriation of \$2.8 million in planning funds.

Wirtz Hall Renovation (\$22.6 million). The University's Fiscal Year 2020 request includes \$22.6 million for the planning, design and renovation of Wirtz Hall. The Wirtz Hall project will provide improvements for programmatic spaces and building efficiency. Plans will focus on upgrading and remodeling the facility in order to consolidate and house the Health and Human Sciences College in one facility. This new facility will provide classrooms that facilitate group discussion, laboratories that allow students to refine presentation skills, computer laboratory space, faculty and administrative offices, and spaces that facilitate student interaction and interdisciplinary faculty relationships.

Campus Roadway Repair (\$7.8 million). The University is seeking \$7.8 million in Fiscal Year 2020 for campus roadway repairs. Most roadways serving the NIU campus were constructed in the 1950s and 1960s and are owned by the university. Deterioration of campus streets has progressed to the point that maintenance efforts can no longer keep up with the disintegration. In addition to normal freeze/thaw damage, repairs due to construction projects have led to a patchwork of street surfaces each with seams that lead to more deterioration. The additional burden of Huskie Bus traffic on university streets has accelerated the deterioration, particularly at bus stop locations. Funds are needed to address this critical infrastructure problem.

Davis Hall Renovation (\$2.8 million). The Davis Hall renovation project is expected to cost a total of \$46.6 million. The IBHE Fiscal Year 2020 recommendations include \$2.8 million in planning funds for this project. Davis Hall was constructed in 1942 as the institution's first science building. The original building was constructed with steel and steel reinforced concrete. Other than the installation of a telescope in 1965 and air conditioning in 1975, no major renovations have been completed at Davis Hall over the last 70-plus years. The facility's mechanical systems are inefficient and antiquated, sections of the roof are failing, and two sides of the building need major repairs to the stone work. The 65,500 gross square feet facility requires comprehensive structural rehabilitation and infrastructure updates.

Capital Renewal

Capital Renewal Projects (\$42,320,600)

This recommendation includes funding to address infrastructure repair and maintenance requirements and to upgrade academic and instructional space. Specific projects included in NIU's Fiscal Year 2020 request include, steam tunnel rehabilitation, general masonry and stone restoration at multiple buildings, Swen Parson Hall parapet restoration, additional work on replacement of boilers, electrical infrastructure, elevator repair, simulation labs, ADA updates, classroom conversions, and roof replacement at multiple campus buildings.

SOUTHERN ILLINOIS UNIVERSITY CARBONDALE
Fiscal Year 2020

<u>Total Recommendation</u> \$133.2 million	<u>Regular Capital Projects</u> \$78.7 million	<u>Capital Renewal Projects</u> \$54.4 million
--	---	---

Regular Capital

Communications Building Renovation/Addition (\$78.7 million). In Fiscal Year 2010, SIUC received a \$4.3 million appropriation in planning funds for this project. SIUC's Fiscal Year 2020 request includes \$78.7 million for the renovation/addition to the 229,050 gross square feet Communications Building built in 1964. The project will add approximately 60,000 gross square feet of space to meet the growing needs of the various media and to provide infrastructure improvements; the project also includes equipment upgrades and extensive remodeling of the existing building. The addition will provide new classroom space, fully equipped and flexible auditorium space, laboratory rooms, digital post-production suites, and reflect the growing trend towards media convergence in a combined broadcast-print newsroom.

Capital Renewal

Capital Renewal Projects – Carbondale (\$44,859,600)

This recommendation includes funding to address infrastructure repair and maintenance requirements and to upgrade academic and instructional space. The University's Fiscal Year 2020 capital renewal request seeks funding for roof renovations, classroom and lab renovations, fire alarm replacement, steam tunnel repairs, sprinklers, structural repairs, water line replacement, coal storage rehabilitation, energy efficiency measures, and lighting and electrical upgrades.

Capital Renewal Projects – School of Medicine (\$9,550,600)

This recommendation includes funding to address air handling and air supply renovations as well as other infrastructure repair.

SOUTHERN ILLINOIS UNIVERSITY EDWARDSVILLE
Fiscal Year 2020

<u>Total Recommendation</u> \$37.2 million	<u>Regular Capital Projects</u> \$17.8 million	<u>Capital Renewal Projects</u> \$19.4 million
---	---	---

Regular Capital

Health Sciences Building (\$9.35 million). The University’s Fiscal Year 2020 request seeks \$9.35 million in planning funds for a Health Sciences Building for the School of Pharmacy and the School of Nursing on the Edwardsville campus. The School of Pharmacy currently is housed in temporary facilities and the School of Nursing, which is serving more than 900 student nurses, is housed in substandard facilities in Alumni Hall. The new three-story building will be located on the core campus, near the Science Building and will feature classrooms, specialized teaching and research laboratories, faculty offices, and student study space. Space currently occupied by the nursing program will be reallocated to meet the needs of other academic programs, particularly in the School of Education. The University’s Fiscal Year 2020 request identified total project cost including construction at an estimated \$103.9 million.

Alton Dental School Consolidation (\$8.5 million). The Alton Dental School campus seeks \$8.5 million in planning funds to construct a new state of the art clinic and academic building and renovate the existing clinic building to house the departmental offices. Most of the houses would be demolished to replace parking lost to the new building. The current dental clinic was built over 25 years ago and operatory areas are too small to accommodate new technologies such as lasers, operating microscopes, intraoral cameras, bleaching units, and CAD-CAM units. Major classrooms in the facility are located in deteriorating historic buildings that limit the ability to modernize. There is no classroom capable of seating the full complement of 200 students. The University’s Fiscal Year 2020 request identified total project cost including construction to be an estimated \$105.4 million.

Capital Renewal

Capital Renewal Projects (\$19,405,700)

This recommendation includes funding to address infrastructure repair and maintenance requirements and to upgrade academic and instructional space. The University’s Fiscal Year 2020 capital renewal request seeks funding for sprinkler system installation and upgrades, reconstruction of the Stratton Quadrangle, water system upgrades, sidewalk and road repairs, re-wiring projects, window replacement, and mechanical upgrades.

UNIVERSITY OF ILLINOIS AT CHICAGO
Fiscal Year 2020

<u>Total Recommendation</u> \$315.1 million	<u>Regular Capital Projects</u> \$198.0 million	<u>Capital Renewal Projects</u> \$117.1 million
--	--	--

Regular Capital

Computer Design Research and Learning Center (\$98.0 million). The College of Engineering plans to construct a new 145,000 gross square foot building. The College of Engineering has experienced recent enrollment growth and is expected to grow by an additional 628 engineering students by 2021. This facility will accommodate this growth and the subsequent need for research space. This building will help the college attract future students and faculty and will provide modern research and educational facilities to students and researchers. This five-story building will include a basement, two large auditoriums, twenty classrooms/seminar rooms, thirty-one dry research laboratories and eighty faculty offices. It is envisioned that this building will serve as an experiential learning and design hub, providing space for holistic and interactive learning and interdisciplinary collaboration space. The building will feature geothermal heating/cooling systems, daylighting and energy efficiency features, HVAC sensor controls, and a green roof. \$98,000,000 is requested from the state. This project is also eligible for funding from the Discovery Partners Institute.

Drug Discovery and Innovation Pavilion (\$100.0 million). This proposal is to build a \$100,000,000 building on the west campus. The Drug Discovery and Innovation Pavilion will provide the physical infrastructure necessary to take the next step in the further progression of UIC and the Discovery Partners Institute (DPI) as leaders in the discovery, development, and commercialization of drugs and pharmaceutical technologies. It will feature team-based teaching classrooms, office and conference space, research laboratories, instrumentation rooms, clinical research laboratory space, clinical patient rooms and other support spaces. Currently missing in UIC’s drive for innovative therapeutics is the physical infrastructure to bring together university researchers, students, and industry. The proposed Drug Discovery and Innovation Pavilion will provide the infrastructure needed to further the progression of UIC and DPI as a leader in the discovery, development, and commercialization of drugs and pharmaceutical technologies. \$100,000,000 is requested from the state. This project is also eligible for funding from the Discovery Partners Institute.

Capital Renewal

Capital Renewal Projects (\$117,146,400)

This recommendation includes funding to address infrastructure repair and maintenance requirements and to upgrade academic and instructional space. The University’s Fiscal Year 2020 capital renewal request seeks funding for masonry restoration and window replacement in various campus buildings, HVAC replacement, life safety corrections, and facade repairs.

UNIVERSITY OF ILLINOIS AT SPRINGFIELD
Fiscal Year 2020

<u>Total Recommendation</u> \$44.3 million	<u>Regular Capital Projects</u> \$35.0 million	<u>Capital Renewal Projects</u> \$9.3 million
---	---	--

Regular Capital

Library Learning Student Success Center (\$35.0 million). This new 50,000 square foot building will house the library and collections, classrooms, lecture hall/auditorium, faculty staff offices space, and space for the units dedicated to the academic and teaching support units on campus. The Center for Online Learning Research and Service (COLRS), Center for Academic Success (CAS), Information Technology Services (ITS) and the Library support similar services but all are involved in engaging students, faculty and staff in using resources and technology provided by the university. At a time of shrinking state support, and a university commitment to freezing tuition, shared services, shared spaces and a shared mission can equate with overall cost savings in a building with shared purpose of academic success. The Center for Academic Success and the Library can partner on providing peer tutors during evening and weekend hours, when many staff are not available or in the building. Classroom space, conference rooms and the auditorium can be shared by all units in the space and a shared calendar can optimize scheduling. Locating Information Technology Services Client Services in the space is appropriate as service to students and staff could be offered through strategically designed spaces that accommodate the varied services ITS offers. \$35,000,000 is requested from the state.

Capital Renewal

Capital Renewal Projects (\$9,306,000)

This recommendation includes funding to address infrastructure repair and maintenance requirements and to upgrade academic and instructional space. The University’s Fiscal Year 2020 capital renewal request seeks funding for remodeling and rehabilitation of facilities to make ADA and life, safety corrections, and repair roadways and sidewalks.

UNIVERSITY OF ILLINOIS AT URBANA-CHAMPAIGN
Fiscal Year 2020

<u>Total Recommendation</u> \$318.7 million	<u>Regular Capital Projects</u> \$162.6 million	<u>Capital Renewal Projects</u> \$156.2 million
--	--	--

Regular Capital

Math/Statistics/Data Science Collaborative Facility (Altgeld/Illini Hall renovation) (\$43.2 million). A comprehensive renovation for historic Altgeld Hall and the 2nd and 3rd floors of Illini Hall. These spaces serve the Departments of Mathematics and Statistics, the Mathematics Library, and the campus classrooms in Altgeld Hall. The department serves students from across the campus as 83 percent of the student population has taken a class realizing the integral part mathematics and statistics play in a global economy. This has served to drive enrollment up over 100% and degrees up over 126 percent in the last decade. Many ancillary, but essential, infrastructural elements such as heating, cooling, data technology, roofing, masonry, flooring and windows must be brought up to modern standards for occupant comfort, safety and progressive instructional practices. Total project budget is \$100,000,000 with \$43,200,000 being requested from the state. This project is also eligible for funding from the Discovery Partners Institute.

School of Art and Design Thinking and Learning Addition (\$64.9 million). Built in the late 1950s, the Art and Design Building has undergone only minor repairs and upgrades. The current condition of the building reflects the wear and tear of 60 plus years of continuous use as an administrative, teaching and research facility. It suffers from general fatigue and deterioration of comfort and visual quality. Also during this time, requirements of the School’s disciplines have undergone dramatic change, creating entirely new functional demands which were unimagined when the building was conceived. New program and equipment needs have rendered the original space configuration outmoded, inefficient and ill-suited to their intended purposes. This project will renovate and upgrade the existing facility and provide an addition to consolidate all functions, activities and programs into one facility. Total project budget is \$84,000,000 with \$64,860,000 being requested from the state.

Library Redevelopment: Undergraduate Library (\$54.5 million). The High Density Storage (HDS) Addition will be the first step in a multi-phased project to reconstruct the Main and Undergraduate Libraries. This addition to be located on the west end of the existing 6th stack will be a large climate controlled vault capable of storing 1.5 million volumes in an 11,000 square foot footprint. The total area of the HDS Addition with the associated mechanical room is approximately 23,000 square foot. As part of this project, a new utility tunnel will be constructed to connect the existing Main Library Power Plant to the West Sixth Street steam tunnel and the new HDS Addition. Also part of this project will be the construction of a new Lecture Hall 66, a building addition to the southwest side of the Main Library. A new mechanical room will be constructed to house the mechanical and electrical systems to serve the HDS. The mechanical room roof will be designed to support new cooling towers that will replace the current cooling towers on the roof of the stacks. This project will construct the new cooling towers and demolish those currently existing on the roof of the stack area. Interior renovation work in the existing Main Library Building as part of this project will consist of a 3,600 square foot renovation of the main north/south corridor on the first floor, a 3,300 square foot renovation of the Grand Stair located between the north/south corridor and the Marshall Gallery and a renovation of the mechanical systems serving the existing 11,600 square foot Delivery Room on the 2nd floor. \$54,050,000 is requested from the state.

Capital Renewal

Capital Renewal Projects (\$156,160,500)

This recommendation includes funding to address infrastructure repair and maintenance requirements and to upgrade academic and instructional space. The University's FY 2020 request seeks funding for Abbott Power Plant gas turbine and bypass flue, Material Sciences/Engineering Building renovations, Talbot Lab infrastructure repairs, chilled water, HVAC, and other infrastructure improvements for several campus facilities.

WESTERN ILLINOIS UNIVERSITY
Fiscal Year 2020

<u>Total Recommendation</u> \$179.5 million	<u>Regular Capital Projects</u> \$156.4 million	<u>Capital Renewal Projects</u> \$23.1 million
--	--	---

Regular Capital

Science Building, Phase I (\$94.5 million). The University is seeking \$94.5 million for Phase I of a new 155,000 gross square foot state-of-the-art Science Building. The current College of Arts and Sciences' three science facilities, Currens Hall, Waggoner Hall, and Tillman Hall, are obsolete in providing high-quality comprehensive instructional laboratories. All three facilities were constructed years before modern laboratory standards were developed for acceptable indoor air quality and energy efficiency. The antiquated laboratory fume-hood systems and poor quality heating, ventilation, and air conditioning systems yield inadequate comfort and humidity control. This problem leads to detrimental impacts on teaching; research; and student, faculty, and staff recruitment and retention. The new Science Building will consolidate existing and support new academic programs; and, will integrate new laboratory technologies with the latest in science pedagogy and will support new academic programs including forensic chemistry and nursing.

Science Building, Phase II (\$61.9 million). The University is seeking \$61.9 million for Science Building, Phase II. Phase II includes the renovation of Currens Hall to allow the College of Arts and Sciences to consolidate academic programs to a single campus local and provide for additional facility improvements/enhancements for the humanities and social sciences. The new science building and renovation of Currens Hall will also support new academic programs. These actions are consistent with the newly developed Western Illinois University – Macomb campus master plan.

Capital Renewal

Capital Renewal Projects (\$23,144,900)

This recommendation includes funding to address infrastructure repair and maintenance requirements and to upgrade academic and instructional space. The University's Fiscal Year 2020 capital renewal request seeks funding for HVAC, plumbing and electrical systems, sidewalk and roadway repairs, lighting, exterior stairs, and other repair and maintenance projects.

ILLINOIS MATHEMATICS AND SCIENCE ACADEMY
Fiscal Year 2020

<u>Total Recommendation:</u> \$9.0 million	<u>Regular Capital Projects</u> \$3.7 million	<u>Capital Renewal Projects</u> \$5.3 million
---	--	--

Regular Capital

Residence Halls – Phase II Interior Renovations, Parts A and B (\$3.7 million). IMSA’s top priority in its Fiscal Year 2020 capital request is funding for interior work in the Residence Halls. The scope of this interior work in the residence halls will include upgrading bathrooms, kitchens, doors, lighting, flooring, and HVAC systems for the common areas, all of which are approaching 25 years old. These updates will address many of the challenging issues associated with over two decades of occupancy by high school aged students as well as some safety improvements. In addition, they will take advantage of advancing technology, and they will result in reductions to the operating costs of both energy and water usage, such as a potential 20 percent reduction in water consumption. Part A will address the four Residence Halls (of seven total at a cost of around \$2.1 million) in the greatest need. Part B of this project will address the remaining three Residence Halls (\$1.6 million).

Capital Renewal

Capital Renewal Projects (\$5,344,000)

This recommendation includes funding to address infrastructure repair and maintenance requirements and to upgrade academic and instructional space. IMSA’s Fiscal Year 2020 request seeks funding for general site support, general academic support, general roofing shingle system repair, general fire safety system upgrades, and general flooring maintenance.

UNIVERSITY CENTER OF LAKE COUNTY
Fiscal Year 2020

<u>Total Recommendation:</u> \$558,200 million	<u>Regular Capital Projects</u> \$0	<u>Capital Renewal Projects</u> \$558,200
---	--	--

The University Center of Lake County is an independent 501(c)(3) organization which operates out of a state-owned facility on property donated by the College of Lake County. While the facility is newer than most state higher education facilities but it is aging and steep budget cuts make it impossible for the organization to address basic maintenance needs. This request only ask that the UCLC be included in capital renewal funding since it is a state-owned facility.

Capital Renewal Projects (\$558,200)

This recommendation includes funding to address infrastructure repair and maintenance requirements and to upgrade academic and instructional space. UCLC’s Fiscal Year 2020 request will allow for window and interior repairs.

Additional Supporting Information

IBHE Statutory Requirements

Pursuant to the Board of Higher Education Act (110 ILCS 205), the Illinois Board of Higher Education is required to annually submit to the Governor and the General Assembly budget recommendations for the ensuing fiscal year budget for higher education programs. In development of the Fiscal Year 2020 Budget Recommendations, IBHE staff facilitated the collection of financial data and held meetings that led toward collaboration with several higher education entities. The Board's recommendations are based upon receiving budget submissions from each public university, the Illinois Community College Board, Illinois Student Assistance Commission, the Illinois Mathematics and Science Academy, University Center of Lake County, and the State University Civil Service Commission for operation, capital and grant program needs as well as updates from the State University Retirement System on the amount of funding required to be provided to them by state law.

Benefits from Investing in Higher Education

The State of Illinois invests billions of dollars in the educational and social development of its citizens each year. At the primary and secondary education levels, the state's investment is directed toward helping local school districts provide a high-quality education at no cost to students. At the postsecondary level, the State's investment is directed toward providing a high-quality education to students at subsidized prices, both through direct subsidies to colleges and universities and through grants to students with significant financial need. The State also invests in educational, research, and public service outcomes at the postsecondary level through grants and specific program support that improve the state's economy and quality of life.

Illinois's higher educational system is a cornerstone of a prosperous state economy and its citizens' standard of living. Investment in our higher educational system drives progress, economic growth, and competitiveness in Illinois. It is essential to strengthen Illinois' economy, support students and their families who want their loved ones to go to college, improve the workforce, and enhance Illinois' tax base. For example, a 2015 IBHE analysis showed that if Illinois had today 60 percent of its workforce with a postsecondary credential or college degree (Illinois' goal for 2025), the State would likely collect more than \$900 million more in tax revenue annually. Currently, 51 percent of Illinois citizens have a postsecondary credential or college degree.

Colleges and universities also have a significant economic impact on local communities, states, and the nation as a whole through direct institutional expenditures and employment, as well as the expenditures of students and visitors. In turn, these direct expenditures create a "ripple effect" throughout the economy resulting in further indirect economic activity.

During the Fiscal Year 2016 budget discussion, university presidents emphasized that their "public universities represent over 150 years of investment by the state" and that they serve as a "multitude of regional and statewide economic engines, employing a total of around 60,000 Illinois residents and taxpayers, with annual spending of \$6.9 billion generating an estimated \$28 billion in economic impact."² When combining this with private institutions, the Illinois Coalition to invest in Higher Education that came together to end the budget impasse cites that higher education is an economic

² Illinois Public University President's Letter to Governor and Legislative Leaders, Oct. 1, 2015

engine that employs nearly 175,000 people directly at over 150 locations statewide, generates over \$50 billion in state and local economic activity, and educates over 800,00 students statewide.³

Studies have shown improved health and life expectancy, lower reliance on public assistance, and less crime for those with college educations. All of these improvements reduce pressures on state budgets in health care, public assistance, and criminal justice costs.

Illinois' system of higher education makes several positive contributions to the quality of life for individuals and the state as a whole. Higher education contributes to continued economic growth and societal improvements. The generation of new knowledge and discoveries at colleges and universities oftentimes leads to innovations that increase productivity and bring new products to the marketplace. Many of these innovations also contribute to a higher quality of life for everyone through improvements in such areas as health care, technology, and agriculture. The labor force becomes more productive as it becomes more highly educated. It is no coincidence that the significant growth and success of the United States within the global economy since World War II has occurred in tandem with significant increases in higher education participation and public investment in higher education. Additionally, colleges and universities traditionally have had a common commitment to serve the public, the state, and the individual communities where the institutions are located. In addition to making their facilities and resources available to Illinois citizens for educational, cultural, and athletic activities and events, Illinois colleges and universities have developed hundreds of outreach and public service activities that serve schools, businesses, agricultural enterprises, government agencies, and individuals throughout the state. Together, these activities enhance the quality of life for all Illinoisans.

Impact of the Budget Impasse and the Danger of a New Impasse

The budget impasse was extremely damaging to higher education in Illinois. Some of the problems created by the budget impasse are outlined below but mostly in general terms. The real impact of the budget impasse was felt at the local college and university level where institutions responsibly made many difficult decisions to protect students and to continue to pursue their missions in the face of reduced funding and great uncertainty. Short summaries provided by each of the public universities can be found on the [IBHE website](#). These stories describe how each school dealt with the lack of funding, what was lost, and plans in place to recover and rebuild. Fiscal Year 2016 was particularly damaging, when state funds only covered 14.5 percent of all spending for the year, compared to 72 percent in Fiscal Year 2002 and 34.9 percent in Fiscal Year 2018. The rest had to be covered by tuition and working capital. This has left universities with substantially reduced capacity to respond to changes and new challenges.

Community colleges also had to make significant adjustments to get through this period. State funds covered only 4.5 percent of total community college costs in Fiscal Year 2016. Universities and community colleges who serve the more needy populations tend to have fewer financial assets to draw on. Those institutions suffered the most during the impasse. Some of the most significant negative effects, such as declines in enrollment and lower bond ratings, will take time to reverse. Several of IBHE's recommendations for budget increases for Fiscal Year 2020 will benefit the hardest hit institutions.

Fiscal Year 2016 Partial Funding but Full Costs: For Fiscal Year 2016, public universities and community colleges received less than 30 percent of the funding than for the previous fiscal year. This meant overall higher education funding for operations, excluding pension contributions, was

³ Save Higher Ed Fact Sheet, IL Coalition to Invest in Higher Education Talking Points, Spring 2016

reduced from the Fiscal Year 2015 level by almost \$1.2 billion. Community colleges lost \$201.4 million and public universities lost \$851.7 million.

Although funding for MAP was not available, and there was no certainty when or even if it would be available, schools, including private colleges and universities, understood the importance of that financial assistance to many students and covered the expected MAP payments in the hope the state would eventually reimburse them. This put further financial pressure on universities and colleges. It represented additional uncertainty about revenues while they struggled to hold down costs. The uncertainty about MAP availability in Fiscal Years 2016 and 2017 contributed to a drop in FAFSA applications which translated into 16.6 percent fewer paid awards after appropriations finally were finally passed. While community college MAP grants are smaller than for the other sectors, those students are often more vulnerable to uncertainty. As a result, the number of paid community college MAP awards fell more than any other sector.

A number of community college and IBHE grants and initiatives were not funded at all. A few programs continued to operate on a reduced level with other funds but most closed entirely. Adult Education did not receive any general revenue funding in the Fiscal Year 2016 appropriation. A double appropriation was made in the Fiscal Year 2017 budget because that funding was needed to cover federal Adult Education match requirements.

Fiscal Year 2017 Uncertainty Until After the Last Minute: For Fiscal Year 2017, a stopgap budget was passed that covered approximately 50 percent of base year (Fiscal Year 2015) appropriation level and only allowed funds to cover expenses through December 31, 2016. Final appropriations were passed to equal the Fiscal Year 2015 base year. However, those appropriations were passed in July, after the June 30 deadline for the fiscal year. This meant higher education went through another six-month period without access to state general revenue support, creating continued pressure on finances, more uncertainty, and more harm to the reputation of colleges and universities. Also, no MAP funding was provided until after the end of the fiscal year. All public universities, but fewer community colleges, chose to carry the expense of MAP grants in anticipation of MAP funding even though they had no guarantee they would be reimbursed by the state. This was another major burden on the finances of public universities and community colleges.

Funding for the special grants and initiatives through ICCB and IBHE was restored for Fiscal Year 2017. However, funding was not passed until after the end of the fiscal year. In some cases there was no contract in place by the end of the year to facilitate legal payment and in many cases no services had been rendered anyway. Thus, much of that funding lapsed. Some services had to be restarted in Fiscal Year 2018 from scratch.

Bond Ratings: Bond ratings are an important measure of the financial health of colleges and universities. They take into account a number of economic factors and reflect the confidence the markets have in individual institutions. Prior to the budget impasse all rated state universities had credit ratings considered investment grade and those ratings had generally been stable for years. (Chicago State University was not rated during any of these periods.) This is an indication of stable and wise financial management.

Unfortunately, all Illinois public universities received credit downgrades during the budget impasse and in most cases multiple times. The primary reason for the downgrades was the budget impasse and the uncertainty of state financing. By the end of the impasse, only the University of Illinois system and the Illinois State University had bond ratings considered investment grade. Although, the ratings that came out after the Fiscal Year 2018 budget was passed moved from negative to

stable and Western Illinois University outlook was rated positive. As outlined in the individual impasse statements, all public universities have taken decisive steps to stabilize their finances.

Figure 22
University Credit Ratings throughout the Budget Impasse

Standard & Poor's Financial Services	October 27, 2015		August 5, 2016		July 24, 2017	
	Rating	Outlook	Rating	Outlook	Rating	Outlook
CSU	NR	NR	NR	NR	NR	NR
EIU	A-	Negative	BB	Negative	B+	Stable
GSU	A-	Negative	BB+	Negative	BB+	Stable
ISU	A+	Negative	A	Negative	A-	Stable
NEIU	A-	Negative	BB	Negative	B+	Stable
NIU	NR	NR	NR	NR	NR	NR
SIU	A	Stable	BBB+	Negative	BB+	Stable
U of I	AA-	Stable	A+	Negative	A-	Stable
WIU	A1	Negative	BBB-	Negative	BB-	Positive
Moody's Investors Service	October 27, 2015		August 5, 2016		July 24, 2017	
	Rating	Outlook	Rating	Outlook	Rating	Outlook
NIU	Baa1	Negative	Baa3	NR	Ba2	Negative

NR – Not Rated

It is important that higher education funding start to recover to give public universities and community colleges the chance to recover their good bond ratings and rebuild the confidence of potential Illinois college students, their families, and their future employers. (See Appendix E for bond rating descriptions.)

Enrollment Declines and Net Out-of-State Enrollment: The budget impasse exacerbated two existing problems; declining undergraduate enrollment among most community colleges and public universities, and the increase of students attending colleges outside of Illinois. The University of Illinois at Urbana/Champaign and the University of Illinois at Chicago were able to continue to see small enrollment increases during the budget impasse. Illinois State University's 2015-2017 enrollment decrease was just 0.5 percent. Unfortunately, the other nine public universities, as a group, experienced a two-year enrollment decrease of 13.2 percent. The community colleges, private not-for-profit, and for-profit sectors all experienced declines.

It is important to note that Illinois' private higher education sector did not benefit from the budget impasse. As noted in *Figure 23*, the number of students enrolled in private not-for-profit schools fell by 1.9 percent during the impasse and for-profit school enrollment declined by 5.8 percent. Clearly Illinois' private colleges and universities did not benefit from skepticism about public schools. Not everyone makes the distinction between the sectors and the uncertainty about MAP funding also affects thousands of private college and university students.

Figure 23
Illinois Fall Undergraduate Enrollment by Sector

	Fall Enrollment			2015-17 # Change	2015-17 % Change
	2015	2016	2017		
All Public University Enrollment	143,614	139,470	136,209	-7,405	-5.2%
UIUC and UIC	50,943	51,854	53,403	2,460	4.8%
ISU	18,427	18,643	18,330	-97	-0.5%
All Other Public Universities	74,244	68,973	64,476	-9,768	-13.2%
Community Colleges	317,192	303,896	293,533	-23,659	-7.5%
Private Not-for-Profits	131,886	131,232	129,407	-2,479	-1.9%
Private For-Profits	49,744	47,315	46,844	-2,900	-5.8%

There has been great concern about the increase in the net outflow of students during the budget impasse. This is a concern since a strong, competitive economy requires a well-educated workforce. An educated workforce earns higher wages and spawns more growth. Students who leave Illinois are less likely to return and contribute to the economy, the so-called “brain drain” effect.

Colleges and universities from other states ramped up their recruitment of Illinois students during the impasse. Students and families became more receptive than they would have been in the past as repeated stories of Illinois’ funding woes filled the news reports and were reinforced by high school counselors. However, an even greater concern is that the number of Illinoisans choosing to not attend college at all likely increased. Sometimes potential students who do not attend public universities opt for lower cost community colleges to start their education. Unfortunately, the number of community college students also fell sharply during the impasse. Illinois stopped making progress toward the goal of a workforce ready for the future by having at least 60 percent of its population with a degree or certificate by 2025.

MAP Award Uncertainty: Most colleges, public and private, held off on billing students for the anticipated MAP funding but most also did not promise to forgive the debt if the state failed to pay. This created an environment where even students planning to attend Illinois schools were more likely to look out of state or to decide to not attend college at all. To get an idea of the importance of MAP to college students from Illinois looking to attend college in Illinois, after the higher than anticipated MAP funding was passed for Fiscal Year 2017, awards went to 31.8 percent of students enrolled in public universities. Private colleges and universities are more expensive and the maximum award covers only 13 percent of tuition and fees versus 32 percent for public universities but 27.7 percent of enrolled private not-for-profit students received an award. These number do not account for the eligible applicants whose awards were not funded. In Fiscal Year 2017, 41.9 percent of eligible applicant awards were paid but there was uncertainty throughout the whole year. In Fiscal Year 2016 only 33.4 percent of eligible awards were paid.

Figure 24
MAP Awards during the Budget Impasse

	2014-2015	2015-2016	2016-2017	2015-17 % Change
Public Universities	43,167	39,539	43,267	0.2%
Private Not-for-Profit	37,614	34,360	35,905	-4.5%
Community Colleges	42,121	28,245	37,296	-11.5%
Hospital Schools	1,042	948	1,108	6.3%
Proprietary Schools	4,455	3,965	4,003	-10.1%
Total	128,399	107,057	121,579	-5.3%

Certainty about MAP funding is critical if community colleges and public universities are going to regain their financial stability and regain the trust of Illinois students and families. It also is important to private colleges and universities' MAP students.

With a 10 percent funding increase in Fiscal Year 2018 and level funding for Fiscal Year 2019, there has been a rebound in applications and in confidence in the program. However, funding levels still covered only 43.0 percent of eligible applicants in Fiscal Year 2018 and only 32.1 percent of the weighted average tuition and fees to public universities. In Fiscal Year 2002, it covered 100 percent of weighted tuition and fees.

Positive Response to Increase Efficiency: Most public universities cut their staffing during the budget impasse. Each individual university made a concerted effort to focus reductions on administration and support services. They all attempted to maintain their teaching faculty numbers. However, with the extreme cuts taken in Fiscal Year 2016 and uncertainty about how much state funding they would get or when they might receive it, a number of schools had to make more cuts than they felt were prudent. Prudent or not, these reductions had negative ripple effects beyond the university gates throughout the local communities where they are located and into their surrounding regions. Each public university is an engine of the local economy, not only due to the spending of the students and the university workforce but by providing an educated workforce that helps sustain the local area and propel it forward. A stable state budget that allows all state universities to sustain themselves and recover is critical.

Once the Fiscal Year 2017 and Fiscal Year 2018 budgets were passed and state funds began to flow again, universities began to refill some of the positions they felt were most important for them to recover and move ahead. This is a small but important step forward. The two percent increase received for Fiscal Year 2019 was welcome but that actually was not quite equal to inflation (CPI) and some universities saw additional declines in enrollment, indicating a continued negative impact from the budget impasse. Since universities now depend on tuition for almost two-thirds of their income to support instructional activities, declining enrollment is another financial hit.

Damage to Reputation and Accreditation Scrutiny: The budget impasse brought undeserved negative attention to many of Illinois' public universities. This attention had little or nothing to do with their management or the quality of the education they were providing. It was the result of the financial strains they were under due to the budget impasse. The Higher Learning Commission, which accredits Illinois colleges and universities, placed all public colleges and universities under special scrutiny to assess their ongoing capacities while they were receiving very limited revenue from the state. Specific programs received additional scrutiny from other accrediting bodies as well. News about this scrutiny made students and their families question the wisdom of attending

state schools, even if they would be more affordable than they realized and would be a good fit for them. Since the passage of the Fiscal Year 2018 budget, most of this scrutiny has eased. However, adequate funding for public higher education institutions is essential for them to rebuild their reputation with accrediting bodies.

Fiscal Year 2020 Recommendations and the *Public Agenda*

The *Illinois Public Agenda for College and Career Success* represents a ten-year strategic plan to guide policymakers in addressing the state's economic imperatives in the global marketplace and meeting the educational and workforce needs of its residents. The *Public Agenda* was adopted in 2009. IBHE reassessed the status of this plan and issued an update in December 2017. Funding is requested in the Fiscal Year 2020 budget to develop a new strategic plan for the next decade.

The *Public Agenda* documented the untenable conclusion that Illinois has become divided into two states: one educated and prosperous, the other struggling to achieve educational success and financial security. The *Public Agenda* is the pathway to one Illinois, where all residents have affordable access to high-quality educational opportunities that prepare them for the jobs of the present and the future. IBHE makes every effort in aligning these annual budget recommendations with the four goals of the *Public Agenda*:

- Goal 1: *Increase educational attainment to match best-performing states and countries.*
- Goal 2: *Ensure college affordability for students, families, and taxpayers.*
- Goal 3: *Increase the number of high-quality postsecondary credentials to meet the demands of the economy and an increasingly global society.*
- Goal 4: *Better integrate Illinois' educational, research, and innovation assets to meet economic needs of the state and its regions.*

IBHE and its higher education partners have been working together to identify and communicate critical needs and issues; advance the goals of the *Public Agenda*; and make progress toward the goal of having 60 percent of Illinoisans holding a degree or certification by 2025. To the extent possible, the Fiscal Year 2020 budget recommendations are aligned with the *Public Agenda*. The higher education budget recommendations for Fiscal Year 2020 continue to maintain support for the critical needs of core capacity of our institutions of higher learning and sustaining the success of our student population. State support is critical to maintaining affordability and ensuring educational attainment (*Public Agenda* Goals 1 and 2), ensuring the quality of the higher education system which provides the education and training needed for graduates to join the Illinois workforce (*Public Agenda* Goal 3), and stimulating research and the Illinois economy by attracting grants, business and industry to the State (*Public Agenda* Goal 4).

APPENDIX A
PERFORMANCE FUNDING

Appendix A

Performance Funding

The Illinois Board of Higher Education Act (as amended by P.A. 97-320) is required to devise a system for allocating State resources to public institutions of higher education based upon performance in achieving State goals related to student success and certificate and degree completion. Under the Act, performance metrics shall reward performance of institutions in advancing the success of students who are academically or financially at-risk, first generation students, low-income students, or students traditionally underrepresented in higher education. The metrics shall also recognize and account for the differentiated missions of institutions of higher education, focus on the fundamental goal of increasing completion, recognize the unique and broad mission of public community colleges, and maintain the quality of degrees, certificates, courses, and programs.

The current public university performance funding model, approved by the IBHE Board, was refined after work involving a Steering Committee was tasked with strengthening the existing performance measures and sub-categories to the extent possible, or finding replacement measures that capture the principles of the performance funding Act. The performance funding model for public universities identifies performance measures or metrics that are linked directly to the goals of the *Illinois Public Agenda for College and Career Success*. IBHE is responsible for collecting the data on the following performance measures:

- Bachelor's degrees awarded
- Masters degrees awarded
- Doctoral and Professional degrees awarded
- Undergraduate degrees per 100 FTE
- Research and public service expenditures
- Graduation Rates 150 percent of Time
- Persistence (24 Credit Hours Completed in One Year)
- Cost per Credit Hour
- Cost per Completion

The model is designed to adapt to Illinois' changing financial climate each year. The metrics are meant to indicate the status of each of the schools at the present time, which then allows them to adjust their practices in order to improve in certain areas moving forward. The model takes into account the diversity of each university's student population as opposed to awarding funding based solely on academic criteria. These sub-populations include: Pell Eligible; Adult Age 25 and Older; African-American; Hispanic; and STEM/Healthcare degrees awarded.

When analyzing the performance funding model for public universities, it is important to note the following. All steps are identical at each university.

- The model accounts for each institution's unique mission by adding weight to each measure.
- Each institution's performance point calculation is independent.
- The performance point calculation for each institution will change each year based on annually updated three-year average data.
- The funding allocation is competitive.
- Funds are distributed on a according to each institution's performance point calculation.
- The model is not prescriptive in how to achieve excellence and success (i.e. "what", not "how").

- The Fiscal Year 2020 allocations to public universities are reflective of a 0.5 percent, or \$5.5 million, reallocation of appropriation levels at the Fiscal Year 2019 final appropriation level.

Performance Funding Refinement and Steering Committees

Since its inception in Fiscal Year 2013, IBHE has continued to evaluate, review, and revise the performance funding model with support and guidance from the Performance Funding Steering Committee. Additionally, IBHE created the Performance Funding Refinement Committee, comprised of public university finance and research experts, which was tasked with strengthening the existing performance measures and sub-categories to the extent possible or finding replacement measures that capture the principles of the performance funding Act.

The Refinement Committee's efforts generated the addition of certain measures designed to enhance efficiency. Committee discussion also produced an additional step to the model which provides for an adjustment factor for high cost entities such as hospitals, medical, and dental schools.

The Performance Funding Steering Committee, in November 2014, decided (and IBHE concurred), that the performance funding model should continue in place until Fiscal Year 2020, with potential for increasing the percent reallocation from 0.5 percent to as much as five percent. At the behest of the General Assembly, IBHE has formed a new working group to explore a funding formula that goes beyond performance funding. That group has recommended using the existing formula for Fiscal Year 2020 as talks continue about a formula that will allocate funding more systematically in the future.

Community College Performance Funding Model

The performance funding model for community colleges is based on different criteria than that for public universities. The Illinois Community College Board (ICCB) is responsible for developing and overseeing the model, which has each school vying for dollars against itself instead of against each other. The community college model contains the following performance measures:

- Degree and certificate completion
- Degree and certificate completion of at-risk students
- Transfer to a four-year institution
- Remedial and adult education advancement
- Momentum points
- Transfer to a community college

The community college performance funding model is designed to allocate an equal portion of the total performance funding amount among Illinois' thirty-nine community college districts. Each college competes for a portion of the funding for each measure. Those colleges that show a decrease in performance receive no funds based on performance. Those colleges that show an increase in performance receive a pro rata share of the funding allocation for that measure based on the increase in their performance. Momentum points lend weight to the averages in categories such as first-time or part-time students completing twelve credit hours within their first year, first-time or part-time students completing twenty-four credit hours within their first year, and Adult Education and Family Literacy level gains at each school.

The Fiscal Year 2019 appropriation for the community college performance funding model is \$359,000.

APPENDIX B

GLOSSARY

Appendix B

Glossary: Higher Education Appropriations, Programs, and Budget Terminology

Adult Education Grant (administered by the Illinois Community College Board). This grant goes to various adult education providers throughout the state. Adult Education is defined as instruction and support services below the postsecondary (college) level for individuals who have attained 16 years of age; who are not enrolled or required to be enrolled in secondary school under state law; and who: (1) lack sufficient mastery of basic educational skills to enable the individuals to function effectively in society; (2) do not have a secondary school (high school) diploma or its recognized equivalent, and have not achieved an equivalent level of education; or (3) are unable to speak, read, or write the English language. iccb.org/adult_ed

AIM HIGH (administered by the Illinois Student Assistance Commission). AIM HIGH was a program first funded in Fiscal Year 2019 for scholarships to be distributed in Fiscal Year 2020. Funding is provided to each state university based on a formula. Each university develops its own program aimed at attracting and retaining Illinois students based on merit. Plans must be approved by the Illinois Student Assistance Commission based on their administrative rules.

Alternative Schools Network (administered by the Illinois Community College Board). This grant was transferred by the General Assembly from the Illinois State Board of Education to the ICCB to fund the Alternative Schools Network. This program re-enrolls high school dropouts in a program that will ultimately allow them to receive a high school diploma

Base Operating Grant (administered by the Illinois Community College Board). The base operating grant focuses on equity, productivity, and mission. By providing the same allocation for the same programs to each community college district, the formula provides for an equitable distribution of funds. Because enrollment growth and decline affect the allocation of funds, productivity is addressed. Because the funding strategy recognizes differences in programming; e.g., some districts have a greater concentration of technical programs than others, mission differences are recognized in the funding strategy.

Career and Technical Education Grant (administered by the Illinois Community College Board). This grant recognizes that keeping career and technical programs current and reflective of the highest quality practices in the workplace is necessary to prepare students to be successful in their chosen careers and to provide employers with the well-trained workforce they require. CTE programs offered by the colleges provide students with opportunities in over 100 career & technical fields. These programs include integrated academic and technical instruction, work-based learning, dual credit opportunities and potential for continuing education at the baccalaureate level. iccb.org/cte

College Access Challenge Grant (CACG) (administered by the Illinois Student Assistance Commission). This program is a federal formula grant program authorized by the College Cost Reduction and Access Act of 2007. CACG supports programming that promotes access to college. In Illinois, the funds primarily support the Illinois Student Assistance Corps of near-peer mentors; the Corps provides direct-to-student outreach that helps young people and adults understand how to prepare, pick, and pay for college. States are required to provide one-third of the total spent on CACG programming, which ISAC has contributed through in-kind contributions of staff time and resources funded by the Student Loan Operating Fund (SLOF). isac.org

Cooperative Work Study Grants (CWS) (administered by the Illinois Board of Higher Education). Provides grants to both public and independent colleges and universities which is designed to enhance public-private sector partnerships, expand internship opportunities, reduce student reliance on loans, encourage permanent employment of graduates in Illinois, and provide links between academic programs and employment (competitive program). ibhe.org/icws.html

Creating Pathways and Access for Student Success Foundation (CPASS) (Formerly Chicago Area Health and Medical Careers Program (CAHMCP)) (administered by the Illinois Board of Higher Education). This program is the embodiment and progressive evolution of programs which have served Illinois students, from seventh grade through their post baccalaureate studies, in their quests to achieve excellence in higher education pursuits. The program identifies and recruits minority students and provides successive years of structured academics, counseling, as well as motivational and financial support until participants graduate with post-secondary degrees that allow them to enter the career fields of health and/or medical professions, law, business and technology, arts and humanities, engineering industrial science.

Deferred Maintenance. The Board's number one capital priority is capital renewal funding to address deferred maintenance. As campus facilities age and deteriorate, lack of adequate financial resources have resulted in the delay or deferral of maintenance projects that include critical repairs, remodeling and infrastructure improvements that maintain and protect campus facilities. Deferred Maintenance, or capital renewal, projects are generally of lesser size and scope than Regular Capital projects and involve minor remodeling of facilities to repair building exteriors; to upgrade electrical, mechanical, roofing, and plumbing systems; to address safety and accessibility code requirements; and to remodel classroom and laboratory areas for current educational and research program requirements.

Dependents Grant (administered by the Illinois Student Assistance Commission). If a correctional officer employed by the Illinois Department of Corrections in a security position or an Illinois police or fire officer is killed or sustains an injury resulting in a permanent disability in the line of duty, the officer's spouse and children may receive grant assistance under this program, without regard to financial need. The grant pays the tuition and fees for an equivalent of 8 semesters or 12 quarters of undergraduate or graduate enrollment. isac.org

Designated Grant – City Colleges of Chicago (administered by the Illinois Community College Board). This grant originated in fiscal year 2005 to compensate for the district's loss in equalization funding. The grant can be used for operating expenditures at City Colleges of Chicago.

Diversifying Higher Education Faculty in Illinois (DFI) (administered by Illinois Board of Higher Education). DFI Program Board awards financial aid to minority graduate students to help increase the number of underrepresented faculty and staff in Illinois institutions of higher education and higher education governing boards. ibhe.org/dfi.html

East St. Louis Higher Education Center (administered by the Illinois Community College Board). Funding for the East St. Louis Community College Center provides support to fund higher education consortium activities at the center. Higher education training has been offered at the Center since 1999 after the closing of Metropolitan Community College. eslccc.com/eslccc

Equalization Grants (administered by the Illinois Community College Board). The grants attempt to reduce the disparity among districts in local property tax funds available per student,

thereby ensuring that colleges with limited local tax bases have access to funds necessary to support educational programs.

Federal Family Education Loan Program (FFELP) (administered by the Illinois Student Assistance Commission). Until July 1, 2010, the Federal Family Education Loan Program (FFELP) allowed non-federal entities to originate three types of federally-backed education loans: Federal Stafford loans (both subsidized loans, which are awarded based on need, and unsubsidized loans), Federal PLUS loans (for graduate students and parents of dependent students), and Federal Consolidation loans. Although the end of FFELP originations means that students can no longer apply for such loans directly from ISAC, the agency remains a guarantor of previously-issued FFELP student loans and therefore continues to earn FFELP revenues. The agency works with borrowers to prevent defaults, arrange payment plans for defaulted loans, and encourage loan rehabilitation for qualified borrowers. (Education loans are still available through the federal William D. Ford Direct Loan Program.) isac.org

Fiscal Year for the State of Illinois. Begins on July 1 and ends on June 30 of the next year.

Funds – *funds are explained in a separate section at the end of the glossary.*

Grant Accountability and Transparency Act (GATA). The Grant Accountability and Transparency Act (GATA), (30 ILCS 708/1), is legislation meant to increase accountability and transparency in the use of grant funds while reducing the administrative burden on both State agencies and grantees through adoption of the federal grant guidance and regulations. Pursuant to the Act, the Grant Accountability and Transparency Unit (GATU) was established in the Governor’s Office of Management and Budget (GOMB). GATU is charged with implementation of the Act in coordination with State grant-making agencies and grantees.

The Golden Apple Scholars of Illinois Program (administered by the Illinois Student Assistance Commission). The Illinois Student Assistance Commission provides pass-through funding to the Golden Apple Scholars of Illinois Program. The program is a public-private partnership that recruits and prepares talented and diverse high school graduates for successful teaching careers in high-need schools throughout Illinois and provides scholarships to students pursuing teaching degrees. goldenapple.org and isac.org

Grow Your Own (GYO) (administered by the Illinois Board of Higher Education). The goal of the GYO initiative is to recruit and prepare parent and community leaders and paraeducators statewide to become effective teachers in schools serving a substantial percentage of low-income students. This initiative was previously administered by the Illinois State Board of Education growyourownteachers.org and ibhe.org/Grants.

Higher Education Cooperation Act (HECA) Grants. This program is designed to promote effective use of resources through cooperation among institutions, to achieve an equitable distribution of education services, and to develop innovative concepts and applications. The grants go to both public and private institutions. Cooperation, as defined by the statute, involves at least two higher education institutions, and should be designed to serve a public purpose, while promoting effective use of educational resources, the equitable distribution of educational services, and the development of innovative concepts and applications. Despite minimal funding, many HECA projects still exist today, including the Quad-Cities Graduate Studies Center, which brings quality graduate education to hundreds of students in the Quad-Cities area without the need to establish a new graduate institution or new graduate program.

Higher Education License Plate (HELP) (administered by the Illinois Student Assistance Commission). The Higher Education License Plate Program provides grants to students who attend colleges for which the special collegiate license plates are available. The Illinois Secretary of State issues the license plates, and part of the proceeds are used for grants for undergraduate students attending these colleges. Program grants may be used only for tuition and mandatory fees for two semesters or three quarters in an academic year. The number of grants and the amount of the individual dollars awarded are subject to the amount of the annual appropriations. isac.org

Illinois Board of Higher Education (IBHE). The state coordinating board for higher education. ibhe.org

Illinois Community College Board (ICCB). Serves as the state coordinating board for community colleges. iccb.org

Illinois Financial Assistance Act for Nonpublic Institutions of Higher Learning (To be administrated by the Illinois Board of Higher Education). The Financial Assistance for Nonpublic Institutions program provided funding to private nonprofit Illinois colleges and universities as a reward for the enrollment and graduation of Illinois students until Fiscal Year 2004. For Fiscal Year 2020 IBHE recommends to bring back funding for the program as one of the tools to help reduce the outflow of Illinois students to other states. Funds would be based on a formula of actual enrollments and graduations.

Illinois Fire Services Institute (University of Illinois). This Institute is the statutory fire academy for the State of Illinois. It is operated as a continuing education and public service activity by the University of Illinois. fsi.illinois.edu

Illinois Longitudinal Data System (ILDS) (administered by the Illinois Board of Higher Education). The Illinois Longitudinal Data System in development is intended to link student test scores, length of enrollment, and graduation records over time. The higher education component of the system would then be linked to partner organizations to track Illinois students as they progress from Pre-K through Postsecondary, as they enter the workforce.

Illinois Longitudinal Data System (ILDS) (administered by the Illinois Community College Board). In addition to general adaptation of the system, the ICCB uses these funds for staff salary and benefits (some Institutional Research and some IT) and for equipment. Along with the equipment, the ICCB has found that some consulting contracts are needed to operate the system effectively.

Illinois Mathematics & Science Academy (IMSA). A teaching and learning laboratory created by the State in Aurora, Illinois. IMSA enrolls academically talented Illinois students (grades 10-12) in its advanced, residential college preparatory program. It also serves thousands of educators and students in Illinois and beyond through innovative instructional programs that foster imagination and inquiry. IMSA also advances education through research, groundbreaking ventures and strategic partnerships. imsa.edu

Illinois National Guard Grant Program (administered by the Illinois Student Assistance Commission). The Illinois National Guard Grant Program pays tuition and fees for members of the Illinois National Guard to attend public four or two-year institutions for undergraduate or graduate study. Students are eligible for eight semesters or 12 quarters of assistance. isac.org

Illinois Optometric Education Scholarship Program (administered by the Illinois Student Assistance Commission). The Optometric Education Scholarship Program provides scholarship assistance to encourage eligible students to pursue a graduate degree in optometry. The scholarship may be used to pay tuition and mandatory fees for two semesters, or three quarters in an academic year. The award amount determined by the institution will be the lesser of \$5,000 or tuition and mandatory fees. isac.org

Illinois Special Education Tuition Waiver Program (administered by the Illinois Student Assistance Commission). The Illinois Special Education Teacher Tuition Waiver Program encourages current teachers and academically talented students to pursue careers in any area of special education as public, private, or parochial preschool, elementary or secondary school teachers in Illinois. Recipients must be seeking initial certification in any area of special education as undergraduate or graduate students. For non-teachers, students must be ranked in the upper half of their Illinois high school graduating class. Recipients are exempt from paying tuition and fees at an eligible institution for up to four calendar years. Recipients must fulfill a teaching requirement or repay funds received plus interest. isac.org

IMSA FUSION (administered by the Illinois Mathematics & Science Academy). IMSA FUSION is an after-school enrichment program for Illinois 4th-8th grade students who are talented, interested, and motivated in math and science with special emphasis schools on schools in under resourced and underserved communities. The program's four major goals include: maintain or increase students' interest, involvement and literacy in science and mathematics; enhance the knowledge and skills of teachers in science, mathematics, and technology; stimulate excellence in schools' science and mathematics programs; and help increase access to programming for students who are historically under-resourced in science, mathematics and technology and for all areas of the state. imsa.edu/extensionprograms/fusion

Independent Colleges Capital Program (ICCAP) (administered by the Illinois Board of Higher Education). The Independent Colleges Capital Program (ICCAP) was created in 2009 as part of the Illinois Jobs Now! Capital program to provide private not-for-profit colleges and universities with financial assistance for capital projects. This multi-year grant program uses a distribution formula based entirely on the fall 2008 student enrollment numbers. The formula provides a base grant and an FTE (full-time equivalent) grant for each eligible institution. Institutions must certify the eligibility of the institution, the determination of credit hours using the methodology provided, and the use of funds only for eligible Capital Projects. Grant distributions can be found at ibhe.org/iccap.html.

Illinois Student Assistance Commission (ISAC). The mission of ISAC is to make college accessible and affordable for all Illinois students. ISAC provides guarantee services and loan origination for student loans, administers grants and scholarships and provides outreach programs and services to help students plan for college and borrow responsibly. It also offers College Illinois!, the state's 529 prepaid tuition program. isac.org

John R. Justice Loan Repayment (administered by the Illinois Student Assistance Commission). The John R. Justice Student Loan Repayment Program provides for the payment of eligible educational loans for state and federal public defenders and state prosecutors who agree to remain employed as public defenders and prosecutors for at least three years. The annual awards to qualified defenders and prosecutors may be up to \$4,000, up to an aggregate total of \$60,000, to repay their student loan debt. isac.org

Lincoln’s Challenge Scholarships (administered by the Illinois Community College Board). The Lincoln’s Challenge Program is a military style boot camp for at-risk teenagers who have not completed high school. Students successfully completing the program are eligible to receive a scholarship to attend a community college through this grant.

Midwest Higher Education Compact (MHEC). The [Midwestern Higher Education Compact \(MHEC\)](#), one of four statutorily-created interstate compacts, was founded in 1991 and is a nonprofit regional organization serving Illinois, Indiana, Iowa, Kansas, Michigan, Minnesota, Missouri, Nebraska, North Dakota, Ohio, South Dakota, and Wisconsin. *The purpose of MHEC is to improve greater higher education opportunities and services to the Midwest region, with the aim of furthering regional access to, research in and choice of higher education for the citizens residing in the several states which are parties to the compact.* IBHE is responsible for making the mandatory annual State payment to MHEC.

Minority Teachers of Illinois (MTI) Scholarship (administered by the Illinois Student Assistance Commission). The MTI Scholarship Program encourages academically talented minority students to pursue careers as teachers at Illinois preschool, elementary and secondary schools. The program also aims to provide minority children with access to a greater number of positive minority role models. The scholarship awards up to \$5,000 per academic year for a maximum of four years. Students receiving this scholarship must fulfill a teaching commitment at an Illinois public, private, or parochial preschool, elementary or secondary school at which no less than 30% of the enrolled students are minority students for each year of scholarship assistance. [isac.org](#)

Monetary Award Program (MAP) (administered by Illinois Student Assistance Commission). The Monetary Award Program (MAP) provides grant assistance to eligible students demonstrating financial need. MAP grants are applied toward tuition and mandatory fees at Illinois colleges and universities and certain other degree-granting institutions for undergraduate students not to exceed the maximum award amount for the academic year. The maximum award level is dependent on legislative action and available funding in any given year. Students apply using the Free Application for Federal Student Aid (FAFSA) and must release their financial data to ISAC. [isac.org](#)

MyCreditsTransfer (formally known as u. Select System) (administered by the Illinois Board of Higher Education). MyCreditsTransfer is a web-based information access tool that communicates up-to-date information about program requirements, course equivalencies, and sees how coursework from one school will apply toward a degree at another school. This tool greatly expedites and improves student planning and transfer. [transferology.com](#)

No Child Left Behind (NCLB) – Improving Teacher Quality State Grant Program (administered by the Illinois Board of Higher Education). The federally funded Improving Teacher Quality State Grant Program (ITQ) supports professional development and teacher and school leader preparation activities across all core academic subject areas to assist schools in increasing the academic achievement of all students and in the preparation of highly-qualified teachers and school leaders. Partnerships are made up of institutions of higher education and high-need school districts to provide professional development aimed at improving and increasing teacher and school leader knowledge in core academic areas. [ibhe.org/nclb.html](#)

Nurse Educator Fellowships (administered by the Illinois Board of Higher Education). The purpose of the Nurse Educator Fellowship Program is to ensure the retention of well-qualified nursing faculty at institutions of higher learning that award degrees in nursing. Awards will be

used to supplement the salaries of the nursing faculty selected for the Fellowship. Participation in this program is open to Illinois institutions of higher learning with a nursing program approved by the Illinois Department of Financial and Professional Regulation and accredited by the Commission on Collegiate Nursing Education (CCNE) or the Association Commission for Education in Nursing (ACEN). Nominations must be certified by the institution's Chief Nursing Administrator. ibhe.org/nefp.html

Nurse Educator Loan Repayment (administered by Illinois Student Assistance Commission). In an effort to address the shortage of nurses and the lack of instructors to staff courses teaching nursing in Illinois, the Nurse Educator Loan Repayment Program encourages longevity and career change opportunities. The program is intended as an incentive to nurse educators in maintaining their teaching careers within the State of Illinois. The annual awards to qualified nurse educators may be up to \$5,000 to repay their student loan debt, and may be received for up to a maximum of four years. isac.org

Nursing School Grant Program (administered by the Illinois Board of Higher Education). The intent of this program is to increase the number of registered nurses graduating from Illinois institutions of higher learning. The Nursing School Grant Program provides grants in two categories: expansion of high-performing nursing programs and improvement of nursing programs with performance concerns. Eligible nursing programs must meet accreditation requirements and other eligibility criteria (competitive program). ibhe.org/nsgp.html

Operations Expenses. Expenses required for normal agency activities (including expenditures for personal services, fringe benefits, contractual services, commodities, equipment, electronic data processing, telecommunication, and operation of automotive equipment).

Paul Douglas Teachers Scholarship (administered by the Illinois Student Assistance Commission). The Paul Douglas Teacher Scholarship Program is a federally-funded program that enables and encourages outstanding high school graduates to pursue teaching careers at the pre-school, elementary or secondary school level by providing financial assistance in the form of a scholarship. The total number of recipients selected is contingent upon the available funds and the number of scholarship renewals. All scholarships and scholarship renewals are contingent upon sufficient appropriation. isac.org

Performance Based Funding. The purpose of performance funding is to assist with linking the goals of the *Illinois Public Agenda for College and Career Success* to the state's higher education budgeting process. Performance funding is a component of the state's plan to meet the Complete College America (CCA) goal that by 2025, 60% of Illinois adults will have a college degree or credential because that is the proportion of jobs which will require a degree or certificate by 2025. To that end, the Illinois Board of Higher Education (in consultation with the Performance Funding Steering Committee) devised a system for allocating state resources to public institutions of higher education based upon performance in achieving state goals. The current formula is being reviewed and may be adjusted prior to the next fiscal year budget request. ibhe.org/performfund.html

Perkins Grants (administered by the Illinois Community College Board). This federal grant, which requires a state match, is allocated to community colleges for career and technical education (CTE) curriculum. Specifically colleges must improve the academic achievement of CTE students by strengthening the connections between secondary and postsecondary education; restructuring the way high schools, community colleges, universities, and businesses work together; and increasing state and local accountability standards.

Public Agenda for College and Career Success. In 2008 the General Assembly directed the Illinois Board of Higher Education to create a 25-member Task Force consisting of leaders who represent the education sector, the business sector, and the General Assembly. The purpose of the Task Force was to develop a master plan and action agenda, based on quantifiable evidence, for institutions, state education agencies, and the Governor and General Assembly to address the education, workforce, social, and economic needs of the State by setting priorities, developing policies, and allocating resources. The agenda report proposes a series of recommended strategies and action steps to achieve four goals over a decade. illinois.org

Quad Cities Graduate Study Center (administered by the Illinois Board of Higher Education). The mission of the Center is to facilitate and support graduate-level education opportunities to the Quad Cities area. The Center, a bi-state academic consortium, was created by members of the community to increase access to graduate-level programming. This consortium includes Drake University, Illinois State University, Iowa State University, Northern Illinois University, Saint Xavier University, St. Ambrose University, University of Illinois, , University of Iowa, , University of Northern Iowa, , and Western Illinois University. gradcenter.org

Small College Grants (administered by the Illinois Community College Board). This grant is designed to recognize that small colleges have fixed costs, particularly in administrative areas, and that these costs should be recognized to some extent in funding.

State Appropriations. All direct operations and grant appropriations made by the General Assembly and signed by the Governor should be reported in this category. These revenue sources are generally unrestricted.

State University Retirement System (SURS). Administers the retirement system for state universities, community colleges, and state agencies in Illinois. Provides for SURS annuitants, participants, and their employers, in accordance with State law; manages and invests the fund's assets prudently; and endeavors to achieve and maintain a financially sound retirement system. surs.com

State Universities Civil Service System (SUCSS). Provides a statewide personnel administration system at 12 public institutions of higher education and at five affiliated agencies. Administers, develops, and maintains the basic rules and procedures related to the employment of professional (non-academic), technical, and support staff. sucss.illinois.gov

STEM (Science, Technology, Engineering, & Mathematics) Diversity. STEM is used to refer to programs of study in science, technology, engineering, and mathematics and special initiatives designed to increase the number of students majoring in those and related disciplines. istem.illinois.edu

Teacher/Child Care Provider Loan Repayment Program (administered by the Illinois Student Assistance Commission). The Illinois Teachers and Child Care Providers Loan Repayment Program provides awards to encourage academically talented Illinois students to teach in Illinois schools in low-income areas and to enter the early child care profession and serve in low-income areas in Illinois. (A listing of Illinois schools in low-income areas is provided at the U.S. Department of Education's [Teacher Cancellation Low Income Directory](#).) If these obligations are met by a Federal Stafford loan borrower who has qualified for the federal government's loan forgiveness programs, Illinois may provide an additional matching award of up to \$5,000 to the qualifying teacher to repay their student loan debt.

University Center of Lake County (UCLC) (administered by the Illinois Board of Higher Education). The University Center is comprised of 10 public and 10 private institutions providing bachelor completion, graduate, and advanced professional development programs at multiple sites to those who work or reside in or near Lake County. Students apply to and graduate from an individual college or university offering fully-accredited degrees. Classes are scheduled in a variety of delivery formats that appeal to working non-traditional students: evenings and weekends, face-to-face, online, correspondence, and interactive video. ucenter.org

Veterans' Home Nurse Loan Repayment (administered by the Illinois Student Assistance Commission). This program provides for the payment of eligible educational loans as an incentive for nurses to pursue and continue their careers at State of Illinois veterans' homes. The annual award to qualified registered professional nurses and licensed practical nurses may be up to \$5,000 to repay their student loan debt. This award may be received up to a maximum of four years. isac.org

Veterans Shortfall Grants (administered by the Illinois Community College Board). This grant is provided for offsetting the mandated tuition and fee waiver for veterans enrolling at community colleges. This grant only covers a small portion of costs waived by community colleges and goes to those colleges who fact the greatest burden by waiving veterans tuition and fees.

Washington Center Internship and Academic Seminars (administered by the Illinois Board of Higher Education). First included as a line item in IBHE's budget in Fiscal Year 2014, this program seeks to prepare young people for leadership positions and promotes civic participation while providing academic credit. The state has not funded this program since Fiscal Year 2015. twc.edu

FUNDS

Academic Quality Assurance Fund 0660. This fund was created to deposit fees collected for the administration and enforcement of the Academic Quality Act by the Illinois Board of Higher Education. Fees collected cover the cost of reviewing applications for authorization to operate and for authorization to grant degrees by private or proprietary institutions. Funds must be used by the Board to supplement support for the administration and enforcement of the Act.

Chicago State University Education Improvement Fund 0223. Established in Fiscal Year 2014, monies in the fund shall be used by Chicago State University, subject to appropriation, for expenses incurred by the university.

Data and Research Cost Recovery Fund 0766. Created in Fiscal Year 2018 to collect fees to cover the cost of processing and handling individual student-level data requests pursuant to an approved data sharing agreement. The fee shall not be assessed on any entities that are complying with State of federal-mandated reporting.

Distance Learning Fund 0082. The Distance Learning Fund was created as a special fund in the State treasury as part of Public Act 98-792. Fees collected from institutional participation in state distance learning reciprocity agreements shall be deposited into the Fund. "Distance learning" means instruction offered by any means where the student and faculty member are in separate physical locations. It includes, but is not limited to, online, interactive video or correspondence courses or programs.

Education Assistance Fund 0007. The EAF is one of four funds that comprise the state general funds. It is used to fund elementary, secondary, and higher education. It receives 7.3 percent of the state income tax net of refunds, as well as wagering taxes paid to the state by riverboat casinos.

Emergency Public Health Fund 0240. The purpose of this fund is to receive monies obtained from fees from the sale of new and used tires. Monies in the fund may be expended pursuant to appropriation for the Prairie Research Institute at the University of Illinois and for grants for expenses related to the West Nile Virus and other vector-borne diseases.

Federal Student Assistance Scholarship Fund. This fund acts as a repository for collections from individuals who do not fulfill their teaching requirements after receiving the federal Paul Douglas Teaching Scholarship. Once the collected funds are received, they are deposited into the U.S. Treasury as required by law. This fund is also used for administration costs for the Robert C. Byrd federal scholarship program, a merit and achievement based program available to high school seniors.

Federal Student Incentive Trust Fund 0701. Until Fiscal Year08, this fund's sole purpose was to serve as the repository for federal (S)LEAP funding to supplement Monetary Award Program (MAP) grants. Beginning in Fiscal Year09, the fund also became the repository for funds from the federal College Access Challenge Grant (CACG). With the elimination of (S)LEAP in 2011, the fund primarily holds CACG dollars.

Federal Student Loan Fund 0663. Pursuant to federal law (PL 105-244 Section 422), the Federal Student Loan Fund may only be used by a guaranty agency (ISAC) to pay lender claims and a default aversion fee. ISAC is the fiduciary agent for this fund which is established to ensure that lenders receive at least partial reimbursement for defaulted loans. ISAC is required to keep at least a 25 basis point reserve calculated on outstanding principal of all loans.

Fire Prevention Fund 0047. The purpose of this fund is to record money received from the Department of Financial and Professional Regulation pursuant to Section 12 of the Fire Investigation Act, fees and reimbursements received by the Office of the Fire Marshal, and fees from Boiler and Pressure Vessel Certifications. Monies in the fund are to be used for the maintenance and operations of the Office of the State Fire Marshall and the Illinois Fire Services Institute.

General Funds 0001. Those funds established to receive the major portion of tax revenues and to pay the regular operating and administrative expenses of most state agencies.

General Professions Dedicated Fund 0022. This fund receives receipts from fees and fines collected by the Department of Financial and Professional Regulation under various Acts as indicated by state statute. Revenue in this fund received from dental licensing fees is used to supplement dental education programs at Chicago State University, Southern Illinois University Edwardsville, and University of Illinois Chicago.

General Revenue Fund (GRF). "All money, belonging to or for the use of the State, paid into the treasury thereof, not belonging to any special fund in the State Treasury, shall constitute the general revenue fund." (30 ILCS 105/4)

Hazardous Waste Research Fund 0840. The fund receives monies deposited by the Environmental Protection Agency from fees collected by the owner or operator of each hazardous waste disposal site and feed paid by hazardous waste haulers. These funds are expended by the Prairie Research Institute at the University of Illinois for research toward the reduction of hazardous properties of hazardous wastes in Illinois.

IBHE Federal Grants Fund 0983. This fund is a federal trust fund created to receive and disburse monies received from the federal government. This funded is used to receive funding from the U.S. Department of Education from the No Child Left Behind (NCLB) – Improving Teacher Quality State Grant Program.

ICCB Adult Education Fund 0692. Monies in the Fund may be expended by the Illinois Community College Board for operational costs associated with the administration of adult education, literacy activities and educational-related services.

ICCB Career & Technical Education Fund 0772. This fund receives monies from the Federal Department of Education for operating expenses and other related costs associated with administration, grants, and leadership activities.

ICCB Contracts and Grants Fund 0339. Allows the Illinois Community College Board to receive and spend contracts or grants from various sources.

ICCB Federal Trust Fund 0350. This fund was established in statute for deposit of indirect funds charged to the Adult Education and CTE grants. It funds the Illinois Community College Board operating costs used for federal programs.

ICCB Research and Technology Fund 0070. This fund was established for deposit of funds from the sale of instructional technology developed in-house and fees received for processing requests for individual student level data.

Illinois Future Teacher Corps Scholarship Fund. This fund is to be used for IFTC Awards to students to encourage academically talented Illinois students, especially minority students, to pursue teaching careers, especially in teacher shortage disciplines or at hard-to-staff schools. The revenue source for this fund is Motor Vehicle Licenses.

Illinois Mathematics and Science Academy Income Fund 0359. IMSA's Income Fund receives essentially three types of earned revenues: (1) Annual fees from the families of students who enroll in IMSA's residential academic program; (2) Fees from students and others who participate in IMSA's various outreach programs (e.g., FUSION, PBL); and (3) Fees from parties who from time to time rent portions of IMSA's facilities. These revenues are used to support primarily the programs that generated them: athletic and co-curricular programs for residential students (e.g., Resident Counselors' compensation) and outreach programs.

ISAC Contracts and Grants Fund 0677. The purpose of this fund is to support the Commission's research, training, and outreach activities through private grants and contracts for specific purposes. Revenue consists of payments received from private organizations, which are approved grant proposals and current contractual agreements.

ISAC State Accounts Receivable Fund 0242. This fund is used to receive payments from scholarship recipients that do not fulfill their teaching obligation set forth when they received scholarships from Illinois programs such as the Illinois Future Teacher Corps Scholarship and Minority Teacher of Illinois Scholarship. On a quarterly basis, approximately 75% of the collected funding is transferred to GRF. The remainder of the receipts is used to pay administrative cost of collections.

National Guard and Naval Militia Grant Fund 0721. Any person who has served at least one year in the Illinois National Guard or the Illinois Naval Militia and who possesses all necessary entrance requirements shall, upon application and proper proof, be awarded a grant to the State-controlled university or community college of his or her choice, consisting of exemption from tuition and fees for not more than the equivalent of 4 years of full-time enrollment, including summer terms. Beginning with the 2013-2014 academic year, any person who has served over 10 years in the Illinois National Guard shall be awarded an additional grant. The grants may be used at any state-supported institution of higher education.

Non-Appropriated Funds. Funds include revenue from local property taxes (community colleges only); government grants and contracts; private gifts, grants, and contracts; sales and services of auxiliary enterprises (e.g. student housing), educational departments, and hospitals; and endowment income. Funds are collected, held, and allocated locally by each university and community college district and reported to the Governor and the General Assembly annually by the Illinois Board of Higher Education.

Optometric Licensing and Disciplinary Board Fund 0259. The purpose of this fund is to receive monies from the Department of Financial and Professional Regulation pursuant to the Illinois Optometric Act of 1987. Monies in the fund are used by the Illinois Student Assistance Commission for the Optometric Education Scholarship Program.

Private Business and Vocational School Quality Assurance Fund 0751. This fund was created to deposit fees collected for the administration and enforcement of the Private Business and Vocational School Act by the Illinois Board of Higher Education. Funds must be used by the Board to support the administration and enforcement of the Act.

Private College Academic Quality Assurance Fund 0661. This fund was created to deposit fees collected for the administration and enforcement of the Private College Act by the Illinois Board of Higher Education. Fees collected cover the cost of reviewing applications for a certificate of approval to establish or operate private or proprietary postsecondary educational institution. Funds must be used by the Board to supplement support for administration and enforcement of the Act.

High School Equivalency Testing Fund 0161. This fund receives receipts from students taking GED tests in Cook County and is used for operating the GED testing program in Cook County.

State Pension Fund 0054. This fund received monies from the sale of abandoned property pursuant to the Unclaimed Property Act of 1961. Revenues are used to reduce deficiency in retirement system funds.

Student Loan Operating Fund 0664. The purpose of this fund is to pay administrative costs for ISAC related to the financial aid programs for which it is responsible. Revenues deposited into the fund consist primarily of collections on defaulted student loans and student loan portfolio maintenance fees from the federal government. Prior to Fiscal Year 2006, this fund was used to pay costs related to ISAC's role as a guaranty agency. However, since Fiscal Year 2006, the fund has also been the primary source of funding for all agency operating costs, including outreach, research, and all costs of administering state scholarship and grant programs. Revenues come from the federal student loan program that is now in decline, with no new loans made since 2010. ISAC's student loan operations remain-self-sustaining, but they cannot continue to fully fund the rest of the agency's core operations.

University Grant Fund 0418. The purpose of this fund is to receive and record monies from original issuance fees and applicable registration fees from private colleges' special license plates. Funding remitted to private institutions during the fiscal year is taken from the proceeds collected during the previous school calendar year.

University Income Funds. Fund used to account for student tuition revenue and other additional charges and fees. Funds are collected, held, and allocated locally by each university and reported to the Governor and the General Assembly annually by the Illinois Board of Higher Education.

Used Tire Management Fund 0294. A portion of this fund is expended by the Prairie Research Institute at the University of Illinois. Revenue is received from the sale of used tires and penalties or damages for violation of the Environmental Protection Act.

APPENDIX C
HISTORICAL ILLINOIS HIGHER EDUCATION BUDGET DATA

Appendix C - 1

STATE GENERAL FUNDS APPROPRIATIONS FOR ILLINOIS HIGHER EDUCATION
FISCAL YEAR 2000 TO FISCAL YEAR 2019

(in thousands of dollars)

Fiscal Year	Public Universities	Community Colleges *	Adult Education/ Postsecondary Career and Technical Education	Illinois Student Assistance Commission	Institutional Grants	IMSA/Agencies/ Other Institutions	Sub-Total Operations & Grants	Retirement	³⁾ Higher Education	Total
2000	1,329,400.8	298,602.9	-	385,563.5	94,328.6	21,260.5	2,129,156.3	227,239.0		2,356,395.3
2001	1,409,882.7	313,793.6	2,000.0	408,636.5	100,170.7	22,465.8	2,256,949.3	235,391.0		2,492,340.3
2002	1,502,910.9	331,103.5	39,005.3 ¹⁾	423,752.3	97,256.0	23,801.5	2,417,829.5	243,392.3		2,661,221.8
2003	1,411,720.3	317,383.8	34,243.5	382,782.0	93,801.0	20,487.8	2,260,418.4	272,606.3		2,533,024.7
2004	1,303,764.8	291,345.4 ²⁾	46,155.2 ³⁾	398,954.9	46,915.3 ⁴⁾	20,685.0	2,107,820.6	314,841.1		2,422,661.7
2005	1,304,875.4	297,198.2	46,257.2	392,250.8	40,568.3	22,158.7	2,103,308.6	273,250.7		2,376,559.3
2006	1,306,876.4	298,268.2	46,802.8	390,299.8	41,657.3	22,548.7	2,106,453.2	170,033.9		2,276,487.1
2007	1,333,530.6	303,897.8	47,885.8	462,209.8	43,959.3 ¹⁾	24,057.0	2,215,540.3	255,770.8		2,471,311.1
2008	1,357,067.3	307,799.3	47,765.8	429,204.8	34,266.3	24,046.5	2,200,150.0	345,060.2		2,545,210.2
2009	1,393,838.6	305,720.3	47,765.8	429,204.8	10,201.9 ²⁾	24,735.0	2,211,466.4	426,105.3		2,637,571.7
2010	1,394,438.6	318,182.5	50,844.9	425,031.1	6,801.0	24,613.0	2,219,911.1	706,573.5		2,926,484.6
2011	1,308,901.0	305,434.1	50,843.4	425,031.1	9,301.0	24,613.0	2,124,123.6	636,237.3		2,760,360.9
2012	1,309,715.8 ⁴⁾	308,184.1	50,843.4	406,865.0	8,315.0	24,313.2	2,108,236.5	984,881.2		3,093,117.7
2013	1,230,092.0	287,400.6	51,323.4	380,629.4	6,774.9	23,589.6	1,979,809.9	1,402,800.0		3,382,609.9
2014	1,232,192.0	290,835.6	51,323.4	384,265.7	8,355.7	24,337.4	1,991,309.8	1,514,164.7		3,505,474.5
2015	1,201,776.6	285,942.1	51,301.4	376,672.7	8,167.7	23,779.4	1,947,639.9	1,548,659.5		3,496,299.4
2016	350,059.1	74,142.3	- ⁶⁾	324,560.7	-	6,575.0 ⁵⁾	755,337.1	1,606,104.6		2,361,441.7
2017	1,205,164.0	287,607.9	102,602.8 ⁶⁾	377,563.7	27,363.6 ⁷⁾	21,917.9	2,022,219.9	1,675,735.1		3,697,955.0
2018	1,083,448.4	259,355.8	51,323.4	412,695.2	7,698.7	23,204.6	1,837,726.1	1,592,118.3		3,429,844.4
2019	1,105,076.2	268,276.4	51,423.4	439,705.3	7,316.9	22,280.0	1,894,078.2	1,589,500.6		3,483,578.8
FY2009-FY2019										
Change	\$ (288,762.4)	\$ (37,443.9)	\$ 3,657.6	\$ 10,500.5	\$ (2,885.0)	\$ (2,455.0)	\$ (317,388.2)	\$ 1,163,395.3	\$	\$ 846,007.1
Percent Change	(20.7) %	(12.2) %	7.7 %	2.4 %	(28.3) %	(9.9) %	(14.4) %	273.0 %	%	32.1 %
Annual % Change	(2.3)	(1.3)	0.7	0.2	(3.3)	(1.0)	(1.5)	14.1		2.8
FY2002-FY2019										
Change	\$ (397,834.7)	\$ (62,827.1)	\$ 12,418.1	\$ 15,953.0	\$ (89,939.1)	\$ (1,521.5)	\$ (523,751.3)	\$ 1,346,108.3	\$	\$ 822,357.0
Percent Change	(26.5) %	(19.0) %	31.8 %	3.8 %	(92.5) %	(6.4) %	(21.7) %	553.1 %	%	30.9 %
Annual % Change	(1.9)	(1.3)	1.7	0.2	(14.9)	(0.4)	(1.5)	12.4		1.7
FY2018-FY2019										
Change	\$ 21,627.8	\$ 8,920.6	\$ 100.0	\$ 27,010.1	\$ (381.8)	\$ (924.6)	\$ 56,352.1	\$ (2,617.7)	\$	\$ 53,734.4
Percent Change	2.0 %	3.4 %	0.2 %	6.5 %	(5.0) %	(4.0) %	3.1 %	(0.2) %	%	1.6 %

* Excludes ICCB operations expenses (ICCB is included in Agencies/Other Institutions)

- ¹⁾ Includes \$61.2 million in Student Loan Operating Funds for MAP and MAP Plus.
- ²⁾ FY 2009 Medical Scholarship Program transferred to IDPH.
- Includes \$2.8 million for Diversifying Higher Education Faculty in Illinois from the Budget Relief Fund.
- ³⁾ Includes the State Pension Fund.
- ⁴⁾ Includes \$15.8 million for the Prairie Research Institute transferred to the University of Illinois base budget.
- ⁵⁾ Excludes personal services & related costs paid via court order, not appropriated
- ⁶⁾ Required state match for federal adult education programs to cover FY 16 & FY 17 included in FY 17 appropriations
- ⁷⁾ \$17 million provided for Essential Services grants to Essential Services grants to CSU, EIU & WIU, \$3 million provided for community colleges

APPENDIX C - 2
ILLINOIS PUBLIC UNIVERSITIES
ANNUAL FULL-TIME RESIDENT UNDERGRADUATE TUITION AND FEES: ENTRY LEVEL
FY 2010 - FY 2019

<u>Annual based on 30 credit hours</u>	<u>FY2010</u>	<u>FY2011</u>	<u>FY2012</u>	<u>FY2013</u>	<u>FY 2014</u>	<u>FY 2015</u>	<u>FY 2016</u>	<u>FY 2017</u>	<u>FY 2018</u>	<u>FY 2019</u>	\$ Change <u>FY 18-19</u>	% Change <u>FY 18-19</u>
<u>Chicago State University</u>	\$9,500	\$10,366	\$10,724	\$11,006	\$11,126	\$11,610	\$11,902	\$11,910	\$11,644	\$11,927	\$283	2.4%
<u>Eastern Illinois University</u>	\$9,429	\$9,987	\$10,534	\$10,930	\$11,144	\$11,108	\$11,312	\$11,580	\$11,678	\$11,803	\$126	1.1%
<u>Governors State University</u> ¹	\$8,352	\$8,746	\$8,936	\$9,116	\$9,386	\$9,386	\$10,246	\$10,516	\$11,746	\$12,196	\$450	3.8%
<u>Illinois State University</u>	\$10,531	\$11,417	\$12,230	\$12,726	\$13,010	\$13,296	\$13,666	\$14,061	\$14,061	\$14,516	\$455	3.2%
<u>Northeastern Illinois University</u> ²	\$9,908	\$10,698	\$11,394	\$11,564	\$12,015	\$12,609	\$13,374	\$14,564	\$13,676	\$14,332	\$656	4.8%
<u>Northern Illinois University</u>	\$10,180	\$11,144	\$11,797	\$12,472	\$12,853	\$13,510	\$14,318	\$14,292	\$14,351	\$14,612	\$261	1.8%
<u>Western Illinois University</u>	\$9,617	\$10,149	\$10,719	\$11,181	\$11,766	\$12,217	\$12,889	\$12,655	\$12,897	\$13,607	\$711	5.5%
<u>Southern Illinois University</u>												
Carbondale	\$10,411	\$10,467	\$11,038	\$11,528	\$12,093	\$12,248	\$13,137	\$13,481	\$13,932	\$14,714	\$782	5.6%
Edwardsville ³	\$8,336	\$8,401	\$8,865	\$9,251	\$9,666	\$9,738	\$10,247	\$11,008	\$11,493	\$12,132	\$639	5.6%
<u>University of Illinois</u>												
Chicago	\$12,034	\$12,864	\$13,464	\$13,938	\$14,330	\$14,588	\$14,816	\$14,816	\$14,856	\$14,916	\$60	0.4%
Springfield	\$9,541	\$10,374	\$10,984	\$11,413	\$11,776	\$12,195	\$12,411	\$12,617	\$12,663	\$12,891	\$228	1.8%
Urbana/Champaign	\$12,660	\$13,658	\$14,414	\$14,960	\$15,258	\$15,602	\$15,626	\$15,698	\$15,868	\$16,004	\$136	0.9%

APPENDIX C - 2
ILLINOIS PUBLIC UNIVERSITIES
ANNUAL FULL-TIME RESIDENT UNDERGRADUATE TUITION: ENTRY LEVEL
FY 2010 - FY 2019

Annual based on 30 credit hours

	<u>FY2010</u>	<u>FY2011</u>	<u>FY2012</u>	<u>FY2013</u>	<u>FY 2014</u>	<u>FY 2015</u>	<u>FY 2016</u>	<u>FY 2017</u>	<u>FY 2018</u>	<u>FY 2019</u>	<u>\$ Change</u> <u>FY 18-19</u>	<u>% Change</u> <u>FY 18-19</u>
<u>Chicago State University</u>	\$7,470	\$8,070	\$8,310	\$8,550	\$8,550	\$8,820	\$8,820	\$8,820	\$8,820	\$8,820	\$0	0.0%
<u>Eastern Illinois University</u>	\$7,170	\$7,620	\$8,070	\$8,370	\$8,490	\$8,490	\$8,550	\$8,670	\$8,760	\$8,880	\$120	1.4%
<u>Governors State University</u>	\$6,720	\$7,110	\$7,290	\$7,470	\$7,650	\$7,650	\$8,160	\$8,160	\$9,390	\$9,390	\$0	0.0%
<u>Illinois State University</u>	\$8,280	\$9,030	\$9,630	\$10,050	\$10,260	\$10,470	\$10,784	\$11,108	\$11,108	\$11,524	\$416	3.7%
<u>Northeastern Illinois University</u>	\$7,350	\$7,800	\$8,250	\$8,250	\$8,610	\$9,120	\$9,660	\$10,481	\$11,320	\$11,886	\$566	5.0%
<u>Northern Illinois University</u>	\$7,260	\$7,950	\$8,491	\$8,894	\$9,072	\$9,253	\$9,466	\$9,466	\$9,466	\$9,466	\$0	0.0%
<u>Western Illinois University</u>	\$6,779	\$7,220	\$7,649	\$8,012	\$8,405	\$8,632	\$8,805	\$8,541	\$8,541	\$8,541	\$0	0.0%
<u>Southern Illinois University</u>												
Carbondale	\$7,290	\$7,290	\$7,794	\$8,169	\$8,415	\$8,415	\$8,835	\$9,099	\$9,450	\$9,648	\$198	2.1%
Edwardsville	\$6,201	\$6,201	\$6,630	\$6,948	\$7,296	\$7,296	\$7,662	\$8,352	\$8,772	\$9,123	\$351	4.0%
<u>University of Illinois</u>												
Chicago	\$8,342	\$9,134	\$9,764	\$10,232	\$10,406	\$10,584	\$10,584	\$10,584	\$10,584	\$10,584	\$0	0.0%
Springfield	\$7,403	\$8,108	\$8,670	\$9,090	\$9,248	\$9,405	\$9,405	\$9,405	\$9,405	\$9,405	\$0	0.0%
Urbana-Champaign	\$9,484	\$10,386	\$11,104	\$11,636	\$11,834	\$12,036	\$12,036	\$12,036	\$12,036	\$12,036	\$0	0.0%

APPENDIX C - 2
ILLINOIS PUBLIC UNIVERSITIES
ANNUAL FULL-TIME RESIDENT UNDERGRADUATE FEES: ENTRY LEVEL
FY 2010 - FY 2019

Annual based on 30 credit hours

	<u>FY2010</u>	<u>FY2011</u>	<u>FY2012</u>	<u>FY2013</u>	<u>FY 2014</u>	<u>FY 2015</u>	<u>FY 2016</u>	<u>FY 2017</u>	<u>FY 2018</u>	<u>FY 2019</u>	<u>\$ Change</u> <u>FY 18-19</u>	<u>% Change</u> <u>FY 18-19</u>
<u>Chicago State University</u>	\$2,030	\$2,296	\$2,414	\$2,456	\$2,576	\$2,790	\$3,082	\$3,090	\$2,824	\$3,107	\$283	10.0%
<u>Eastern Illinois University</u>	\$2,259	\$2,367	\$2,464	\$2,560	\$2,654	\$2,618	\$2,762	\$2,910	\$2,918	\$2,923	\$6	0.2%
<u>Governors State University</u> ¹	\$1,632	\$1,636	\$1,646	\$1,646	\$1,736	\$1,736	\$2,086	\$2,356	\$2,356	\$2,806	\$450	19.1%
<u>Illinois State University</u>	\$2,251	\$2,387	\$2,600	\$2,676	\$2,750	\$2,826	\$2,882	\$2,953	\$2,953	\$2,992	\$39	1.3%
<u>Northeastern Illinois University</u> ²	\$2,558	\$2,898	\$3,144	\$3,314	\$3,405	\$3,489	\$3,714	\$4,083	\$2,356	\$2,446	\$90	3.8%
<u>Northern Illinois University</u>	\$2,920	\$3,194	\$3,306	\$3,579	\$3,781	\$4,257	\$4,852	\$4,826	\$4,885	\$5,146	\$261	5.3%
<u>Western Illinois University</u>	\$2,838	\$2,929	\$3,070	\$3,169	\$3,361	\$3,585	\$4,084	\$4,114	\$4,356	\$4,410	\$54	1.2%
<u>Southern Illinois University</u>												
Carbondale	\$3,121	\$3,177	\$3,244	\$3,359	\$3,678	\$3,833	\$4,302	\$4,382	\$4,482	\$5,066	\$584	13.0%
Edwardsville ³	\$2,135	\$2,200	\$2,235	\$2,303	\$2,370	\$2,442	\$2,585	\$2,656	\$2,721	\$3,009	\$288	10.6%
<u>University of Illinois</u>												
Chicago	\$3,692	\$3,730	\$3,700	\$3,706	\$3,924	\$4,004	\$4,232	\$4,232	\$4,272	\$4,332	\$60	1.4%
Springfield	\$2,138	\$2,267	\$2,314	\$2,323	\$2,528	\$2,790	\$3,006	\$3,212	\$3,258	\$3,486	\$228	7.0%
Urbana-Champaign	\$3,176	\$3,272	\$3,310	\$3,324	\$3,424	\$3,566	\$3,590	\$3,662	\$3,832	\$3,968	\$136	3.5%

¹ Health service fee included as of FY 2017

² Discontinued offering "mandatory health insurance, now provide students with third party information

³ Health insurance unavailable, fee not included.

Source: IBHE Records
Last updated: November 2018

APPENDIX C - 3
ILLINOIS PUBLIC UNIVERSITIES
ANNUAL FULL-TIME RESIDENT GRADUATE TUITION AND FEES
FY 2010 - FY 2019

<u>Annual based on 24 credit hours</u>	<u>FY 2010</u>	<u>FY 2011</u>	<u>FY 2012</u>	<u>FY 2013</u>	<u>FY 2014</u>	<u>FY 2015</u>	<u>FY 2016</u>	<u>FY 2017</u>	<u>FY 2018</u>	<u>FY 2019</u>	<u>\$ Change FY 18-19</u>	<u>% Change FY 18-19</u>
<u>Chicago State University</u>	\$7,286	\$7,984	\$8,678	\$9,038	\$9,392	\$9,870	\$10,258	\$10,530	\$10,264	\$10,624	\$360	3.5%
<u>Eastern Illinois University</u>	\$7,868	\$8,322	\$8,764	\$9,086	\$9,260	\$9,260	\$9,461	\$9,705	\$9,785	\$9,958	\$174	1.8%
<u>Governors State University</u> ¹	\$7,236	\$7,576	\$7,754	\$7,898	\$8,138	\$8,138	\$9,052	\$9,268	\$10,372	\$10,732	\$360	3.5%
<u>Illinois State University</u>	\$6,761	\$8,314	\$8,942	\$9,614	\$10,567	\$10,994	\$11,381	\$11,798	\$11,798	\$12,185	\$387	3.3%
<u>Northeastern Illinois University</u> ²	\$7,082	\$7,492	\$8,089	\$8,089	\$8,460	\$8,940	\$9,495	\$10,381	\$11,174	\$11,529	\$355	3.2%
<u>Northern Illinois University</u> ³	\$9,479	\$10,376	\$10,975	\$11,614	\$11,976	\$12,614	\$11,847	\$11,858	\$11,905	\$11,907	\$2	0.0%
<u>Western Illinois University</u>	\$8,383	\$8,845	\$9,352	\$9,752	\$10,269	\$10,561	\$11,310	\$11,340	\$11,577	\$11,631	\$54	0.5%
<u>Southern Illinois University</u>												
Carbondale	\$10,987	\$11,043	\$11,652	\$12,357	\$12,977	\$13,127	\$14,001	\$14,583	\$15,209	\$15,626	\$417	2.7%
Edwardsville ⁴	\$7,662	\$7,723	\$8,054	\$8,292	\$8,535	\$8,582	\$8,957	\$9,285	\$9,659	\$10,325	\$666	6.9%
<u>University of Illinois</u>												
Chicago	\$12,564	\$13,444	\$14,084	\$14,588	\$14,998	\$15,258	\$15,712	\$15,712	\$15,752	\$15,992	\$240	1.5%
Springfield	\$8,442	\$8,949	\$9,660	\$10,017	\$10,434	\$10,962	\$11,430	\$11,636	\$11,682	\$11,910	\$228	2.0%
Urbana\Champaign	\$12,656	\$13,638	\$14,390	\$14,938	\$15,198	\$15,560	\$15,818	\$16,106	\$16,542	\$16,910	\$368	2.2%

APPENDIX C - 3
ILLINOIS PUBLIC UNIVERSITIES
ANNUAL FULL-TIME RESIDENT GRADUATE TUITION
FY 2010 - FY 2019

<u>Annual based on 24 credit hours</u>	<u>FY 2010</u>	<u>FY 2011</u>	<u>FY 2012</u>	<u>FY 2013</u>	<u>FY 2014</u>	<u>FY 2015</u>	<u>FY 2016</u>	<u>FY 2017</u>	<u>FY 2018</u>	<u>FY 2019</u>	<u>\$ Change FY 18-19</u>	<u>% Change FY 18-19</u>
<u>Chicago State University</u>	\$5,256	\$5,688	\$6,264	\$6,624	\$6,816	\$7,080	\$7,176	\$7,440	\$7,440	\$7,800	\$360	4.8%
<u>Eastern Illinois University</u>	\$5,736	\$6,096	\$6,456	\$6,696	\$6,792	\$6,792	\$6,840	\$6,936	\$7,008	\$7,176	\$168	2.4%
<u>Governors State University</u>	\$5,880	\$6,216	\$6,384	\$6,528	\$6,696	\$6,696	\$7,368	\$7,368	\$8,472	\$8,472	\$0	0.0%
<u>Illinois State University</u>	\$4,896	\$6,336	\$6,840	\$7,392	\$8,280	\$8,640	\$8,976	\$9,336	\$9,336	\$9,686	\$350	3.7%
<u>Northeastern Illinois University</u>	\$5,880	\$6,240	\$6,600	\$6,600	\$6,888	\$7,368	\$7,872	\$8,553	\$9,237	\$9,509	\$272	2.9%
<u>Northern Illinois University</u>	\$6,576	\$7,200	\$7,690	\$8,055	\$8,216	\$8,380	\$11,847	\$11,858	\$11,905	\$11,907	\$2	0.0%
<u>Western Illinois University</u>	\$5,981	\$6,370	\$6,748	\$7,069	\$7,415	\$7,615	\$7,767	\$7,767	\$7,767	\$7,767	\$0	0.0%
<u>Southern Illinois University</u>												
Carbondale	\$7,872	\$7,872	\$8,414	\$9,005	\$9,456	\$9,456	\$10,022	\$10,524	\$11,050	\$11,268	\$218	2.0%
Edwardsville	\$6,012	\$6,012	\$6,312	\$6,504	\$6,702	\$6,702	\$7,038	\$7,320	\$7,613	\$7,918	\$305	4.0%
<u>University of Illinois</u>												
Chicago	\$8,872	\$9,714	\$10,384	\$10,882	\$11,066	\$11,254	\$11,480	\$11,480	\$11,480	\$11,660	\$180	1.6%
Springfield	\$6,390	\$6,774	\$6,978	\$7,314	\$7,440	\$7,662	\$7,896	\$7,896	\$7,896	\$7,896	\$0	0.0%
Urbana-Champaign	\$9,318	\$10,204	\$10,908	\$11,432	\$11,626	\$11,824	\$12,060	\$12,266	\$12,488	\$12,688	\$200	1.6%

APPENDIX C - 3
ILLINOIS PUBLIC UNIVERSITIES
ANNUAL FULL-TIME RESIDENT GRADUATE FEES
FY 2010 - FY 2019

<u>Annual based on 24 credit hours</u>	<u>FY 2010</u>	<u>FY 2011</u>	<u>FY 2012</u>	<u>FY 2013</u>	<u>FY 2014</u>	<u>FY 2015</u>	<u>FY 2016</u>	<u>FY 2017</u>	<u>FY 2018</u>	<u>FY 2019</u>	<u>\$ Change FY 18-19</u>	<u>% Change FY 18-19</u>
<u>Chicago State University</u>	\$2,030	\$2,296	\$2,414	\$2,414	\$2,576	\$2,790	\$3,082	\$3,090	\$2,824	\$2,824	\$0	0.0%
<u>Eastern Illinois University</u>	\$2,132	\$2,226	\$2,308	\$2,390	\$2,468	\$2,468	\$2,621	\$2,769	\$2,777	\$2,782	\$6	0.2%
<u>Governors State University</u> ¹	\$1,356	\$1,360	\$1,370	\$1,370	\$1,442	\$1,442	\$1,684	\$1,900	\$1,900	\$2,260	\$360	18.9%
<u>Illinois State University</u>	\$1,865	\$1,978	\$2,102	\$2,222	\$2,287	\$2,354	\$2,405	\$2,462	\$2,462	\$2,499	\$37	1.5%
<u>Northeastern Illinois University</u> ²	\$1,202	\$1,252	\$1,489	\$1,489	\$1,572	\$1,572	\$1,623	\$1,828	\$1,937	\$2,020	\$83	4.3%
<u>Northern Illinois University</u> ³	\$2,903	\$3,176	\$3,285	\$3,559	\$3,760	\$4,234	\$0	\$0	\$0	\$0	\$0	0.0%
<u>Western Illinois University</u>	\$2,402	\$2,475	\$2,604	\$2,684	\$2,855	\$2,946	\$3,543	\$3,573	\$3,810	\$3,864	\$54	1.4%
<u>Southern Illinois University</u>												
Carbondale	\$3,115	\$3,171	\$3,238	\$3,353	\$3,521	\$3,671	\$3,979	\$4,059	\$4,159	\$4,358	\$199	4.8%
Edwardsville ⁴	\$1,650	\$1,711	\$1,742	\$1,788	\$1,833	\$1,880	\$1,919	\$1,965	\$2,046	\$2,407	\$361	17.7%
<u>University of Illinois</u>												
Chicago	\$3,692	\$3,730	\$3,700	\$3,706	\$3,932	\$4,004	\$4,232	\$4,232	\$4,272	\$4,332	\$60	1.4%
Springfield	\$2,052	\$2,175	\$2,682	\$2,703	\$2,994	\$3,300	\$3,534	\$3,740	\$3,786	\$4,014	\$228	6.0%
Urbana-Champaign	\$3,338	\$3,434	\$3,482	\$3,506	\$3,572	\$3,736	\$3,758	\$3,840	\$4,054	\$4,222	\$168	4.1%

¹ Health insurance fee included as of FY 2017

² U-Pass applies to FT students only at \$128 per semester.

³ Fees no longer charged starting in FY 16

⁴ Health insurance unavailable, fee not included.

Source: IBHE Records
Last updated: November 2018

APPENDIX C - 4
ILLINOIS PUBLIC UNIVERSITIES
ANNUAL FULL-TIME RESIDENT DOCTOR'S DEGREE PROFESSIONAL SERVICES TUITION AND FEES
FY 2013 - FY 2019

<u>Annual based on 24 credit hours</u>	FY 2013	FY 2014	FY 2015	FY 2016	FY 2017	FY 2018	FY 2019	\$ Change FY 18-19	% Change FY 18-19
<u>Chicago State University</u>									
Pharmacy	\$24,637	\$25,741	\$26,644	\$27,183	\$27,191	\$26,925	\$27,208	\$283	1.1%
<u>Governors State University</u>									
Physical Therapy	\$12,698	\$13,058	\$13,058	\$14,476	\$14,692	\$16,612	\$16,972	\$360	2.2%
Occupational Therapy	\$16,130	\$16,562	\$16,562	\$18,316	\$18,532	\$21,028	\$21,388	\$360	1.7%
Nursing Practice	\$16,130	\$16,562	\$16,562	\$18,316	\$18,532	\$21,028	\$21,388	\$360	1.7%
Counselor Education & Supervision	\$10,202	\$10,490	\$10,490	\$11,644	\$11,860	\$13,348	\$13,708	\$360	2.7%
Interdisciplinary Leadership	\$10,202	\$10,490	\$10,490	\$11,644	\$11,860	\$13,348	\$13,708	\$360	2.7%
<u>Illinois State University</u>									
Nursing Practice			\$10,994	\$11,381	\$11,798	\$11,798	\$12,185	\$387	3.3%
Audiology	\$9,614	\$10,567	\$10,994	\$11,381	\$11,798	\$11,798	\$12,185	\$387	3.3%
<u>Northern Illinois University</u>									
Law	\$20,448	\$22,295	\$23,082	\$21,918	\$21,930	\$21,978	\$21,979	\$1	0.0%
<u>Southern Illinois University</u>									
Carbondale									
Law (30 credit hours)	\$16,996	\$17,997	\$18,152	\$19,624	\$19,705	\$20,571	\$21,470	\$899	4.4%
Medicine (42 credit hours)	\$31,279	\$32,835	\$32,835	\$34,827	\$35,799	\$36,818	\$37,716	\$898	2.4%
Edwardsville									
Dental	\$33,022	\$33,899	\$33,946	\$34,557	\$34,603	\$35,558	\$35,919	\$361	1.0%
Pharmacy	\$24,358	\$24,997	\$25,044	\$25,767	\$25,813	\$26,294	\$27,146	\$852	3.2%
<u>University of Illinois</u>									
Chicago									
Dental ¹	\$33,066	\$33,880	\$41,908	\$43,282	\$44,450	\$45,294	\$46,010	\$716	1.6%
Medicine	\$37,764	\$38,552	\$39,488	\$39,716	\$40,678	\$34,810	\$35,304	\$494	1.4%
Pharmacy	\$26,316	\$27,560	\$28,458	\$29,152	\$29,152	\$29,192	\$29,252	\$60	0.2%
Physical Therapy	\$18,938	\$19,392	\$19,774	\$20,332	\$20,816	\$21,188	\$21,518	\$330	1.6%
Occupational Therapy			\$19,762	\$20,332	\$20,332	\$20,694	\$21,000	\$306	1.5%
Doctor of Nursing Practice			\$25,708	\$26,482	\$26,482	\$26,968	\$27,028	\$60	0.2%
Urbana/Champaign									
Law	\$40,691	\$41,907	\$42,071	\$42,093	\$42,175	\$39,139	\$39,307	\$168	0.4%
Veterinary Medicine	\$28,446	\$29,512	\$30,176	\$30,592	\$30,808	\$31,424	\$32,000	\$576	1.8%
Doctor of Audiology	\$14,938	\$15,198	\$15,560	\$16,618	\$16,906	\$17,342	\$17,710	\$368	2.1%
Doctor of Medicine							\$39,302	\$39,302	-

ILLINOIS PUBLIC UNIVERSITIES
Annual Full-Time Resident Doctor's Degree Professional Services Tuition
FY 2013 - FY 2019

Annual based on 24 credit hours

	<u>FY 2013</u>	<u>FY 2014</u>	<u>FY 2015</u>	<u>FY 2016</u>	<u>FY 2017</u>	<u>FY 2018</u>	<u>FY 2019</u>	<u>\$ Change</u> <u>FY 18-19</u>	<u>% Change</u> <u>FY 18-19</u>
<u>Chicago State University</u>									
Pharmacy	\$22,056	\$23,040	\$23,616	\$23,976	\$23,976	\$23,976	\$23,976	\$0	0.0%
<u>Governors State University</u>									
Physical Therapy	\$11,328	\$11,616	\$11,616	\$12,792	\$12,792	\$14,712	\$14,712	\$0	0.0%
Occupational Therapy	\$14,760	\$15,120	\$15,120	\$16,632	\$16,632	\$19,128	\$19,128	\$0	0.0%
Nursing Practice	\$14,760	\$15,120	\$15,120	\$16,632	\$16,632	\$19,128	\$19,128	\$0	0.0%
Counselor Education & Supervision	\$8,832	\$9,048	\$9,048	\$9,960	\$9,960	\$11,448	\$11,448	\$0	0.0%
Interdisciplinary Leadership	\$8,832	\$9,048	\$9,048	\$9,960	\$9,960	\$11,448	\$11,448	\$0	0.0%
<u>Illinois State University</u>									
Nursing Practice			\$8,640	\$8,976	\$9,336	\$9,336	\$9,686	\$350	3.7%
Audiology	\$7,392	\$8,280	\$8,640	\$8,976	\$9,336	\$9,336	\$9,686	\$350	3.7%
<u>Northern Illinois University</u>									
Law	\$15,318	\$15,624	\$15,936	\$21,918	\$21,930	\$21,978	\$21,979	\$1	0.0%
<u>Southern Illinois University</u>									
Carbondale									
Law (30 credit hours)	\$13,643	\$14,325	\$14,325	\$15,329	\$15,329	\$16,095	\$16,410	\$315	2.0%
Medicine (42 credit hours)	\$27,768	\$29,156	\$29,156	\$29,740	\$30,632	\$31,550	\$32,498	\$948	3.0%
Edwardsville									
Dental	\$27,720	\$28,552	\$28,552	\$29,124	\$29,124	\$29,998	\$29,998	\$0	0.0%
Pharmacy	\$22,100	\$22,764	\$22,764	\$23,448	\$23,448	\$23,448	\$23,740	\$292	1.2%
<u>University of Illinois</u>									
Chicago									
Dental ¹	\$29,360	\$29,948	\$30,846	\$31,780	\$32,730	\$33,384	\$33,918	\$534	1.6%
Medicine	\$34,000	\$34,578	\$35,442	\$35,442	\$36,328	\$30,420	\$30,906	\$486	1.6%
Pharmacy	\$22,610	\$23,628	\$24,454	\$24,920	\$24,920	\$24,920	\$24,920	\$0	0.0%
Physical Therapy	\$15,232	\$15,460	\$15,770	\$16,100	\$16,584	\$16,916	\$17,186	\$270	1.6%
Occupational Therapy			\$15,758	\$16,100	\$16,100	\$16,422	\$16,668	\$246	1.5%
Doctor of Nursing Practice			\$21,704	\$22,250	\$22,250	\$22,696	\$22,696	\$0	0.0%
Urbana-Champaign									
Law	\$37,100	\$38,250	\$38,250	\$38,250	\$38,250	\$35,000	\$35,000	\$0	0.0%
Veterinary Medicine	\$24,740	\$25,740	\$26,240	\$26,634	\$26,768	\$27,170	\$27,578	\$408	1.5%
Doctor of Audiology	\$11,432	\$11,626	\$11,824	\$12,860	\$13,066	\$13,288	\$13,488	\$200	1.5%
Doctor of Medicine							\$35,038	\$35,038	-

ILLINOIS PUBLIC UNIVERSITIES
Annual Full-Time Resident Doctor's Degree Professional Services Fees
FY 2013 - FY 2019

Annual based on 24 credit hours

	FY 2013	FY 2014	FY 2015	FY 2016	FY 2017	FY 2018	FY 2019	\$ Change FY 18-19	% Change FY 18-19
<u>Chicago State University</u>									
Pharmacy	\$2,581	\$2,701	\$3,028	\$3,207	\$3,215	\$2,949	\$3,232	\$283	9.6%
<u>Governors State University</u>									
Physical Therapy	\$1,370	\$1,442	\$1,442	\$1,684	\$1,900	\$1,900	\$2,260	\$360	18.9%
Occupational Therapy	\$1,370	\$1,442	\$1,442	\$1,684	\$1,900	\$1,900	\$2,260	\$360	18.9%
Nursing Practice	\$1,370	\$1,442	\$1,442	\$1,684	\$1,900	\$1,900	\$2,260	\$360	18.9%
Counselor Education & Supervision	\$1,370	\$1,442	\$1,442	\$1,684	\$1,900	\$1,900	\$2,260	\$360	18.9%
Interdisciplinary Leadership	\$1,370	\$1,442	\$1,442	\$1,684	\$1,900	\$1,900	\$2,260	\$360	18.9%
<u>Illinois State University</u>									
Nursing Practice			\$2,354	\$2,405	\$2,462	\$2,462	\$2,499	\$37	1.5%
Audiology	\$2,222	\$2,287	\$2,354	\$2,405	\$2,462	\$2,462	\$2,499	\$37	1.5%
<u>Northern Illinois University</u>									
Law	\$5,130	\$6,671	\$7,146	\$0	\$0	\$0	\$0	\$0	0.0%
<u>Southern Illinois University</u>									
Carbondale									
Law (30 credit hours)	\$3,353	\$3,672	\$3,827	\$4,296	\$4,376	\$4,476	\$5,060	\$584	13.0%
Medicine (42 credit hours)	\$3,511	\$3,679	\$3,679	\$5,087	\$5,167	\$5,268	\$5,218	-\$50	-0.9%
Edwardsville									
Dental	\$5,302	\$5,347	\$5,394	\$5,433	\$5,479	\$5,560	\$5,921	\$361	6.5%
Pharmacy	\$2,258	\$2,233	\$2,280	\$2,319	\$2,365	\$2,846	\$3,406	\$560	19.7%
<u>University of Illinois</u>									
Chicago									
Dental ¹	\$3,706	\$3,932	\$11,062	\$11,502	\$11,720	\$11,910	\$12,092	\$182	1.5%
Medicine	\$3,764	\$3,974	\$4,046	\$4,274	\$4,350	\$4,390	\$4,398	\$8	0.2%
Pharmacy	\$3,706	\$3,932	\$4,004	\$4,232	\$4,232	\$4,272	\$4,332	\$60	1.4%
Physical Therapy	\$3,706	\$3,932	\$4,004	\$4,232	\$4,232	\$4,272	\$4,332	\$60	1.4%
Occupational Therapy			\$4,004	\$4,232	\$4,232	\$4,272	\$4,332	\$60	1.4%
Doctor of Nursing Practice			\$4,004	\$4,232	\$4,232	\$4,272	\$4,332	\$60	1.4%
Urbana-Champaign									
Law	\$3,591	\$3,657	\$3,821	\$3,843	\$3,925	\$4,139	\$4,307	\$168	4.1%
Veterinary Medicine	\$3,706	\$3,772	\$3,936	\$3,958	\$4,040	\$4,254	\$4,422	\$168	3.9%
Doctor of Audiology	\$3,506	\$3,572	\$3,736	\$3,758	\$3,840	\$4,054	\$4,222	\$168	4.1%
Doctor of Medicine							\$4,264		

¹ Includes Clinical Infrastructure Assessment of \$3,819 per semester

Source: IBHE Records

Last updated: November 2018

APPENDIX C - 5
 FY 2019 COMMUNITY COLLEGE TUITION AND FEES BY DISTRICT

<u>District</u>	<u>In-District</u> <u>Fall FY 2018 (calendar 2017)</u>			<u>In-District</u> <u>Spring FY 2018 (calendar 2018)</u>		
	<u>Tuition</u>	<u>Fee</u>	<u>Total</u>	<u>Tuition</u>	<u>Fee</u>	<u>Total</u>
BLACK HAWK	\$149.00	\$0.00	\$149.00	\$149.00	\$0.00	\$149.00
DANVILLE	\$135.00	\$15.00	\$150.00	\$135.00	\$15.00	\$150.00
DUPAGE	\$102.15	\$32.85	\$135.00	\$102.15	\$32.85	\$135.00
ELGIN	\$129.00	\$0.00	\$129.00	\$129.00	\$0.00	\$129.00
HARPER	\$125.00	\$16.00	\$141.00	\$125.00	\$17.50	\$142.50
HEARTLAND	\$137.00	\$11.00	\$148.00	\$137.00	\$11.00	\$148.00
HIGHLAND	\$141.00	\$25.00	\$166.00	\$141.00	\$25.00	\$166.00
ILLINOIS CENTRAL	\$143.00	\$0.00	\$143.00	\$143.00	\$0.00	\$143.00
ILLINOIS EASTERN	\$83.00	\$32.00	\$115.00	\$83.00	\$32.00	\$115.00
ILLINOIS VALLEY	\$122.60	\$7.40	\$130.00	\$122.60	\$7.40	\$130.00
JOLIET	\$113.00	\$31.00	\$144.00	\$113.00	\$31.00	\$144.00
KANKAKEE	\$134.00	\$13.00	\$147.00	\$134.00	\$13.00	\$147.00
KASKASKIA	\$133.00	\$16.00	\$149.00	\$133.00	\$16.00	\$149.00
KISHWAUKEE	\$139.00	\$17.00	\$156.00	\$139.00	\$17.00	\$156.00
LAKE COUNTY	\$115.00	\$23.00	\$138.00	\$115.00	\$23.00	\$138.00
LAKE LAND	\$102.50	\$30.50	\$133.00	\$102.50	\$30.50	\$133.00
LEWIS & CLARK	\$120.00	\$23.00	\$143.00	\$120.00	\$23.00	\$143.00
LINCOLN LAND	\$121.00	\$11.00	\$132.00	\$121.00	\$11.00	\$132.00
LOGAN	\$115.00	\$5.00	\$120.00	\$115.00	\$5.00	\$120.00
MC HENRY	\$104.00	\$17.00	\$121.00	\$104.00	\$17.00	\$121.00
MORAIN VALLEY	\$122.00	\$20.00	\$142.00	\$122.00	\$20.00	\$142.00
MORTON	\$88.00	\$40.00	\$128.00	\$88.00	\$40.00	\$128.00
OAKTON	\$136.25	\$5.00	\$141.25	\$136.25	\$5.00	\$141.25
PARKLAND	\$143.50	\$20.50	\$164.00	\$143.50	\$20.50	\$164.00
PRAIRIE STATE	\$140.50	\$30.50	\$171.00	\$140.50	\$30.50	\$171.00
REND LAKE	\$110.00	\$20.00	\$130.00	\$110.00	\$20.00	\$130.00
RICHLAND	\$133.00	\$14.00	\$147.00	\$133.00	\$14.00	\$147.00
ROCK VALLEY	\$115.00	\$10.00	\$125.00	\$115.00	\$10.00	\$125.00
SANDBURG	\$160.00	\$0.00	\$160.00	\$160.00	\$0.00	\$160.00
SAUK VALLEY	\$125.00	\$8.00	\$133.00	\$125.00	\$8.00	\$133.00
SHAWNEE	\$115.00	\$5.00	\$120.00	\$115.00	\$5.00	\$120.00
SOUTH SUBURBAN	\$145.00	\$17.75	\$162.75	\$145.00	\$17.75	\$162.75
SOUTHEASTERN	\$106.00	\$20.00	\$126.00	\$106.00	\$20.00	\$126.00
SOUTHWESTERN	\$113.00	\$9.00	\$122.00	\$113.00	\$9.00	\$122.00
SPOON RIVER	\$135.00	\$25.00	\$160.00	\$135.00	\$25.00	\$160.00
TRITON	\$118.00	\$16.00	\$134.00	\$118.00	\$16.00	\$134.00
WAUBONSEE	\$126.00	\$8.00	\$134.00	\$126.00	\$8.00	\$134.00
WOOD	\$142.00	\$18.00	\$160.00	\$142.00	\$18.00	\$160.00
State Average	\$124.64	\$16.12	\$140.76	\$124.64	\$16.16	\$140.80 per credit hour

APPENDIX C - 6
ILLINOIS MONETARY AWARD PROGRAM GRANTS
AWARD VALUE BY TYPE OF INSTITUTION STUDENT ATTENDS
FISCAL YEARS 1995 - 2018

(in millions of dollars)

Fiscal Year	Public Universities		Community Colleges		Public Total		Independent Colleges and Universities		Total
	Dollars	% of Total	Dollars	% of Total	Dollars	% of Total	Dollars	% of Total	
1995	94.3	39.3	30.4	12.7	124.7	52.0	115.0	48.0	239.7
1996	99.4	38.9	32.2	12.6	131.6	51.5	123.7	48.5	255.3
1997	105.3	40.0	32.2	12.2	137.5	52.2	125.8	47.8	263.3
1998	112.8	40.3	33.0	11.8	145.8	52.1	133.8	* 47.9	279.6
1999	116.4	38.0	36.1	11.8	152.5	49.7	154.2	* 50.3	306.7
2000	120.8	37.1	37.4	11.5	158.2	48.6	167.5	* 51.4	325.7
2001	128.1	36.8	41.0	11.8	169.1	48.5	179.4	* 51.5	348.5
2002	133.6	35.9	46.5	12.5	180.1	48.4	192.3	* 51.6	372.4
2003	120.0	35.8	45.3	13.5	165.3	49.3	169.9	* 50.7	335.2
2004	125.5	37.8	43.2	13.0	168.7	50.8	163.1	* 49.2	331.8
2005	119.9	36.3	47.8	14.5	167.7	50.8	162.7	* 49.2	330.4
2006	135.6	39.0	52.2	15.0	187.8	54.1	159.6	* 45.9	347.4
2007	149.2	38.9	56.6	14.8	205.8	53.7	177.4	* 46.3	383.2
2008	149.0	38.8	56.6	14.8	205.6	53.6	178.2	* 46.4	383.8
2009	150.1	39.1	56.8	14.8	206.9	53.9	177.0	* 46.1	383.9
2010	152.7	39.1	54.3	13.9	207.0	53.0	183.4	* 47.0	390.4
2011	160.0	39.9	53.7	13.4	213.7	53.3	187.0	* 46.7	400.7
2012	165.1	40.1	56.8	13.8	221.9	53.9	189.7	* 46.1	411.6
2013	154.2	41.6	48.3	13.0	202.5	54.6	168.3	* 45.4	370.8
2014	157.3	42.3	44.2	11.9	201.5	54.1	170.7	* 45.9	372.2
2015	153.3	42.9	39.8	11.1	193.1	54.1	164.1	* 45.9	357.2
2016	141.9	44.4	27.8	8.7	169.7	53.0	150.2	* 47.0	319.9
2017	154.1	43.9	36.1	10.3	190.2	54.1	161.1	* 45.9	351.3
2018	188.8	48.1	43.1	11.0	231.9	59.1	160.6	* 40.9	392.5

* Includes awards to students attending proprietary institutions.

APPENDIX C - 7
ILLINOIS MONETARY AWARD PROGRAM GRANTS
NUMBER OF AWARDS BY TYPE OF INSTITUTION STUDENT ATTENDS
FISCAL YEARS 1995 - 2018

Fiscal Year	Public Universities		Community Colleges		Public Total		Independent Colleges and Universities		Total
	Awards	% of Total	Awards	% of Total	Awards	% of Total	Awards	% of Total	
1995	44,222	34.8	44,450	34.9	88,672	69.7	38,547	30.3	127,219
1996	44,297	34.1	45,243	34.8	89,540	68.9	40,443	31.1	129,983
1997	44,749	35.1	43,179	33.8	87,928	68.9	39,679	31.1	127,607
1998	45,378	35.7	41,095	32.3	86,473	68.1	40,566 *	31.9	127,039
1999	45,849	33.6	44,819	32.8	90,668	66.4	45,788 *	33.6	136,456
2000	44,280	32.4	44,688	32.7	88,968	65.1	47,729 *	34.9	136,697
2001	44,663	32.0	46,195	33.1	90,858	65.2	48,563 *	34.8	139,421
2002	44,094	31.3	48,481	34.4	92,575	65.8	48,169 *	34.2	140,744
2003	39,844	30.2	48,421	36.7	88,265	66.9	43,760 *	33.1	132,025
2004	43,824	31.1	51,656	36.7	95,480	67.8	45,418 *	32.2	140,898
2005	43,989	29.3	58,745	39.1	102,734	68.3	47,576 *	31.7	150,310
2006	43,361	29.5	57,967	39.5	101,328	69.0	45,525 *	31.0	146,853
2007	43,377	29.6	57,211	39.0	100,588	68.6	46,047 *	31.4	146,635
2008	42,724	29.4	56,679	38.9	99,403	68.3	46,140 *	31.7	145,543
2009	42,372	29.4	56,326	39.1	98,698	68.4	45,532 *	31.6	144,230
2010	42,115	29.8	52,690	37.3	94,805	67.1	46,575 *	32.9	141,380
2011	44,743	30.5	53,411	36.5	98,154	67.0	48,377 *	33.0	146,531
2012	47,588	30.1	59,771	37.7	107,359	67.8	50,990 *	32.2	158,349
2013	44,219	31.4	51,549	36.6	95,768	67.9	45,205 *	32.1	135,747
2014	44,581	32.6	46,929	34.4	91,510	67.0	45,053 *	33.0	136,563
2015	43,167	33.6	42,121	32.8	85,288	66.4	43,111 *	33.6	128,399
2016	39,539	36.9	28,245	26.4	67,784	63.3	39,273 *	36.7	107,057
2017	43,267	35.6	37,296	30.7	80,563	66.3	41,016 *	33.7	121,579
2018	47,630	36.8	41,698	32.2	89,328	69.0	40,189 *	31.0	129,517

* Includes students attending proprietary institutions.

APPENDIX D

PUBLIC UNIVERSITY CAPITAL AND DEFERRED MAINTENANCE PICTORIAL

Public University Capital and Deferred Maintenance Pictorial

Water Damage



Water leak above cryostat (laboratory equipment)



Water damage




Seam delamination



Roof ponding



Water damage leading to structural failures




Ceiling leak (with improvised drainage system)



Water infiltration on roof

Corrosion and Pipe Damage



Steam tunnel cap damage with exposed and corroded rebar



Corroded cooling tower



Pipe corrosion



Pipe corrosion

Antiquated and Temporary Equipment



*Transformer from the 1950s
(with exposed live copper)*



Switchgear from the 1960s



Temporary chiller hook up

ADA Compliance



Crumbling wheelchair ramp

General Public Safety



Window and drywall damage



Concrete erosion



Masonry damage

APPENDIX E
DESCRIPTION OF BOND RATINGS

Appendix E

Description of Bond Ratings

Moody's	S&P	Rating	Credit Worthiness	Grade
Aaa	AAA	Prime	An obligor has EXTREMELY STRONG capacity to meet its financial commitments.	Investment-grade
Aa1	AA+	High grade	An obligor has VERY STRONG capacity to meet its financial commitments. It differs from the highest-rated obligors only to a small degree.	
Aa2	AA			
Aa3	AA-			
A1	A+	Upper medium grade	An obligor has STRONG capacity to meet its financial commitments but is somewhat more susceptible to the adverse effects of changes in circumstances and economic conditions than obligors in higher-rated categories.	
A2	A			
A3	A-			
Baa1	BBB+	Lower medium grade	An obligor has ADEQUATE capacity to meet its financial commitments. However, adverse economic conditions or changing circumstances are more likely to lead to a weakened capacity of the obligor to meet its financial commitments.	
Baa2	BBB			
Baa3	BBB-			
Ba1	BB+	Non-investment grade, speculative	An obligor is LESS VULNERABLE in the near term than other lower-rated obligors. However, it faces major ongoing uncertainties and exposure to adverse business, financial, or economic conditions which could lead to the obligor's inadequate capacity to meet its financial commitments.	Non-investment grade, AKA high-yield, AKA junk bonds
Ba2	BB			
Ba3	BB-			
B1	B+	Highly speculative	An obligor is MORE VULNERABLE than the obligors rated 'BB', but the obligor currently has the capacity to meet its financial commitments. Adverse business, financial, or economic conditions will likely impair the obligor's capacity or willingness to meet its financial commitments.	
B2	B			
B3	B-			
Caa1	CCC+	Substantial risks	An obligor is CURRENTLY VULNERABLE , and is dependent upon favorable business, financial, and economic conditions to meet its financial commitments.	
Caa2	CCC	Extremely speculative		
Caa3	CCC-	Default imminent with little prospect for Recovery	An obligor is CURRENTLY HIGHLY-VULNERABLE .	
Ca	CC		The obligor is CURRENTLY HIGHLY-VULNERABLE to nonpayment. May be used where a bankruptcy petition has been filed.	
	C			
C	D	In default	An obligor has failed to pay one or more of its financial obligations (rated or unrated) when it became due.	

Source: Banker's Almanac

